


# Axolute



CATALOGUE

**bigino**

AXOLUTE  
THE ORIGINAL



## Index

<p>4-7 Design</p>	<p>Axolute AIR - Thin like no other Axolute AIR - Standard installation Axolute Monochrome</p>	<p>4 5 6</p>
<p>8-17 Technology</p>	<p>Switch features Removable torch The light used at the right time Smarter, the connected thermostat with integrated Wi-Fi MyHOME Axolute in the hotel</p>	<p>8 9 10 11 12 16</p>
<p>18-19 For each standard</p>	<p>Axolute an international standard Axolute + universal cover</p>	<p>18 19</p>
<p>20 -73 Catalogue</p>	<p>Axolute wiring devices Axolute MyHOME Cover plates: installations and colours</p>	<p>20 40 52</p>
<p>74 -77 Dimensional data</p>		

# Axolute **Air**

## THIN LIKE NO OTHER

**only 3.5mm thinness**



### **Metal**

Sturdy, strong, consistent  
and long-lasting

### **Essential lines**

very clean geometries, attention  
to detail and smooth surfaces

## Monochrome

Shiny: same finishes of Axolute  
Devices: white, tech, antracite

## Soft

Exclusive matte finishes that perfectly match with current interior design trends (MATT WHITE, SAND, ECLIPSE).



MONOCHROME

SOFT

## Standard installation

**2 modules**



**3 modules**




**4 modules**



**6 modules**



**3+3 modules**



Standard boxes



Dedicated supports



All the functions  
of the AXOLUTE  
catalogue



AIR cover plates



AXOLUTE  
MONOCHROME  
A WORTHWHILE **LUXURY.**



Devices and cover plate with White finish



Devices and cover plate with Tech finish



Devices and cover plate with Anthracite finish

Monochrome cover plate  
in White, Tech,  
and Anthracite finish,  
coordinated with the controls.



Device, surround plate and cover plate in one single finish (White, Tech, or Anthracite).

## Rectangular cover plates

### Aluminium

The main character of modern interior design. Minimum thicknesses and anodised or painted finishes, enhanced by diamond cuts on all edges.

### Glass

A material that is both technologically advanced and natural. Processed into a sheet with a thickness of only 4 mm, with extreme precision and attention to detail.



Monochrome



Aluminium



Glass

# SWITCH FEATURES

Faultless look for the AXOLUTE switch, thanks to:

**axial control /**

to ensure perfect planarity of the switch

**backlit gem /**

light blue for anthracite and tech controls,  
Opaline white for white controls.



## The AXIAL control

The axial control characterizes the design of the line. It ensures perfect planarity of the switch thanks to an advanced technology, synthesis of an extremely precise and sophisticated mechanical construction.



# USB CHARGERS

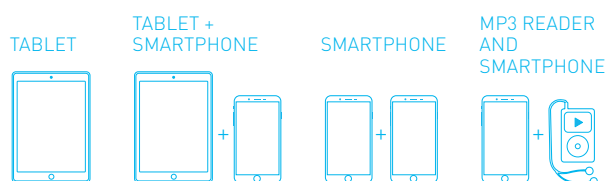
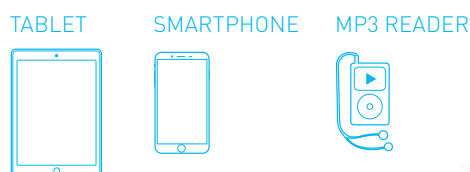
Faster charging and maximum flexibility for all uses

## MORE SOLUTIONS FOR ANY ROOM

The USB chargers, suitable for smartphones, Mp3 players, navigators, tablets etc., guarantee a fast charge and greater power, adapting perfectly to the energy requirements of latest-generation batteries. Moreover, thanks to the variety of chargers proposed in the catalogue, they guarantee maximum flexibility of use, adapting to every need and every room.

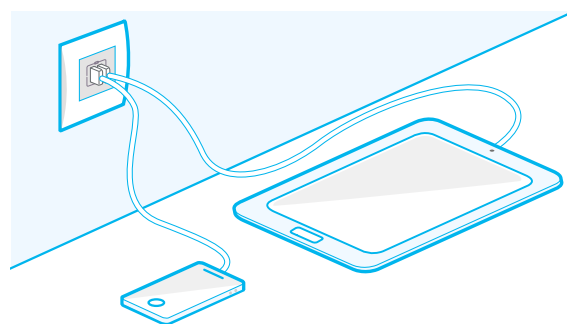
## Flexibility of use

From the private home to the office, from the hotel to common areas BTicino USB chargers satisfy modern charging needs for every device.



**WHEN** you have several telephones to charge or you need a rapid charge. Ideal for the living room or office.


**SUITABLE** for all rooms thanks to their small size. Recommended in the bedroom or kitchen.



For the quick charge of smartphones and tablets. Allows you to free up sockets.

# THE LIGHT USED AT THE RIGHT TIME

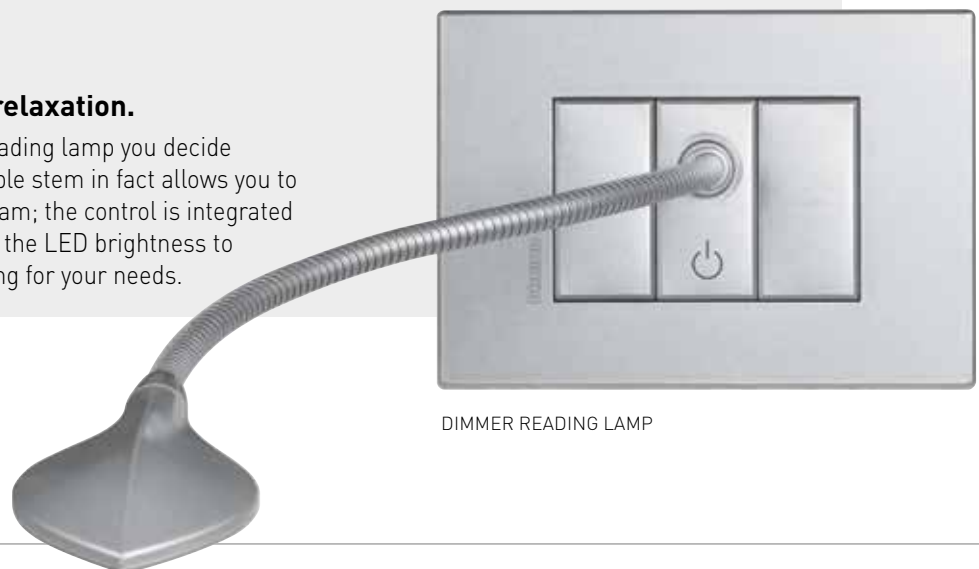
The new LED lighting devices contribute to the comfort and security of the home, helping to create comfortable surroundings, in both residential and service buildings. The range of products dedicated to lighting is growing: from directional lighting devices to step-marker and reading lamps, **BTicino Home Lighting** allows you to create original and safe rooms which are functional for the needs of the people living in the home.



## Dimmer reading LAMP

### The ideal light for relaxation.

With the new BTicino reading lamp you decide where to light. The flexible stem in fact allows you to direct the lamp light beam; the control is integrated and allows you to adjust the LED brightness to obtain the perfect lighting for your needs.



DIMMER READING LAMP

## Directional LAMP

### New directional step marker lamp.

From now on you can add a touch of design to your home's lighting: the new directional LED lamp guarantees all the security you need and at the same time allows you to create comfortable rooms. Ideal for places where people walk such as staircases and corridors, or to guarantee correct lighting at night.



DIRECTIONAL LAMP



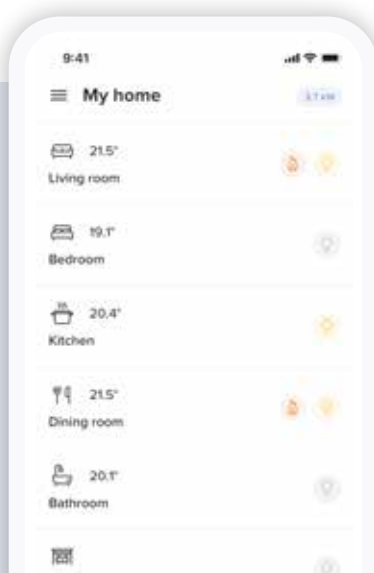


# The **new** connected thermostat

# Smarter

WITH

## Netatmo



### WITH THE APP IT'S ALL EASIER

- Remotely manage the thermostat simply and intuitively
- Create and modify the weekly programs
- Manage the thermostat from several smartphones and different users
- Control several thermostats in the same home or different homes
- Manage the thermostat updates
- Combine the voice command with your favorite voice assistant (Amazon Alexa, Apple Home Kit or Google Home)



# MyHOME

## Home automation evolution

### ADVANCED ELECTRICAL SYSTEMS

MyHOME is the high technology BTicino home automation system for the more advanced electric systems in terms of comfort, safety, energy savings, audio/video communication and local or remote control.

The heart of the system is MyHOMEServer1, a connected server that provides integration of all the system functions that can be managed through the specific MyHOME App.

### MANAGED FUNCTIONS

- Light management;
- Shutters and automations management;
- Temperature control;
- Load management;
- Consumption display;
- Scenarios management;
- Door entry system.



MyHOMEServer1

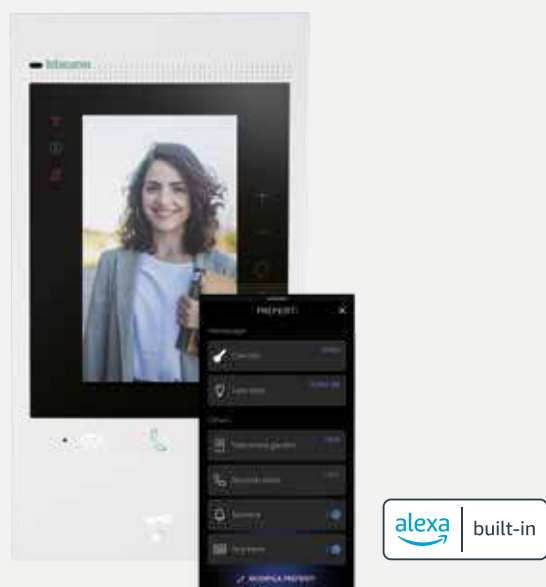


Classe 300E0S  
with Netatmo



# Function control

## Through Touch Screen devices



### CLASSE 300EOS with Netatmo


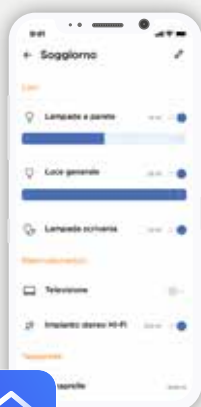
With this device it is possible to manage:

- al video door entry functions
- all functions of the home automation system through the 5" vertical touch screen display. Through the built-in Alexa voice assistant, it is possible to manage the above-mentioned functions by voice.

VDE and security functions can be managed locally and remotely via the Home + Security app.

## Through smartphone and dedicated App

All domotics and video door entry functions can be managed locally or remotely, using the smartphone and the App Home + Control and Home + Security.



### HOME TOUCH

Touch Screen for the management of the MyHOME system through a simple and intuitive graphic interface. HOMETOUCH integrates the BTicino video door entry system and can also be used as connected internal unit. All the home automation and video door entry functions can be managed both locally and remotely, using a Smartphone with the Door Entry for HOMETOUCH Apps installed.

## Through voice assistants



GOOGLE AND AMAZON VOICE ASSISTANTS



## Through manual controls to be completed with cover plates



Thermostat



8 scenarios command

# App Home+Control and Home+Project

## Home + Control home automation for all

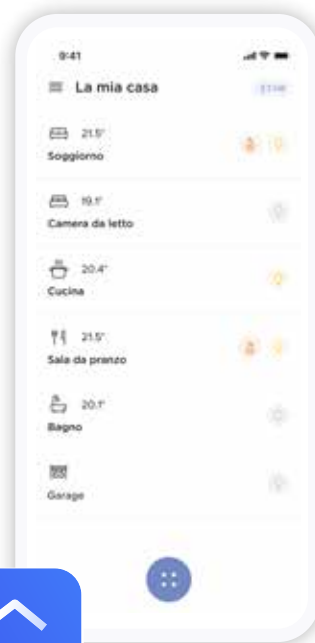
### SIMPLE TO USE

The App make it possible to activate the preferred controls and to create customised scenarios to adapt the home system to the needs of the user.

### ALL THE FUNCTIONS THAT YOU NEED

MyHOME is conceived for the native management of several home automation functions, also without Internet connection:

- Zone temperature control
- Energy Management
- Light and automation management
- Scenarios
- Integration between devices and other brand systems.



App HOME + CONTROL

## Home + Project for the installer

HOME + PROJECT APP is the new app, dedicated to the installer, available in mobile and webapp versions, which simplifies all system commissioning operations with connected gateways, thanks to the self-learning and device association procedure.

It also makes remote maintenance possible.



Home + Project

## An open system

Thanks to the use of specific interfaces, the MyHOME system can easily be integrated with other BTicino systems and with third-party systems (air conditioning systems, Philips Hue lamps, etc...).



# Voice controls

Control the MyHOME functions with your voice

## ■ With BTicino devices

### CLASSE 300EOS with Netatmo: the first video internal unit with built-in Alexa

Enjoy the full Alexa experience interacting with all its functions, such as: Custom routines - Play Music - Smart Home - To set the clock alarms - Memos and video door entry functions. Also compatible with HOMEKIT.



### Voice control with built-in amazon alexa voice assistant

Innovative device without cover plate with built-in Amazon Alexa voice assistant for flush mounted installation. Ideal for installing in each room of the home a voice control for the management of MyHOME.



## ■ Or with Google and Amazon voice assistants

Thanks to the integration of MyHOME with the Google Home and Amazon Alexa voice assistants you can now control the lights and controlled sockets and, using the scenarios, the shutters, burglar alarm, ideal temperature and the music played by the system using your voice as well.

An important functionality which improves the comfort and usability MyHOME, especially by old people or long-stay patients who cannot interact with the manual controls.

As well as asking for information on the news, weather, times etc. you will be able to interact with the MyHOME system by using voice controls of the following type:

- "Ok Google, switch off all the lights"
- "Alexa, raise the living room shutters"
- "Alexa, welcome me home".



04

# AXOLUTE IN THE HOTEL

A cutting edge system.  
A complete offer.

## IMMEDIATELY AT EASE


The presence of a badge holder socket invites the guest to immediately interact with the room services on offer. To be left undisturbed simply press the "do not disturb" control.



**Inside the room:**  
do not disturb - makeup room pushbuttons,  
and supply badge pocket (network ON)



**Outside the camera:**  
"do not disturb - make up room"  
pilot lamp with diffuser, doorbell  
and badge reader



## THE IDEAL LIGHT FOR RELAXATION

Flexible stem to direct the lamp light beam; the control is integrated and allows you to adjust the LED brightness. Ideal for desk or bed.

## CONNECTION, ENTERTAINMENT, AND MULTIMEDIA

A range of products dedicated to audio/video connections provide the desired level of entertainment and relax.

## MANAGEMENT OF THE ROOMS AND THE COMMON AREAS

The Guest Room Management System offer gives the possibility of supervising and controlling in real time the status of the rooms, and interact with them.




Digital thermostat



## THE RIGHT ATMOSPHERE, IN ONE MOVE

Thanks to the new MyHOME devices - control with the 8 keys (customisable) and digital thermostat installed at the Digital thermostat, MyHOME side of the bed; with a single touch it is possible to recreate the desired atmosphere, adjusting the light, the temperature, and the shutters.



## USB CHARGERS

The USB chargers, requiring 5V power supply, can be used to charge mobile phones, smartphones, tablets, and similar gadgets.

# AXOLUTE AN INTERNATIONAL STANDARD



GERMAN



FRENCH/BELGIAN



ITALIAN

## SOCKET OUTLETS STANDARD

The socket outlets range is complete of the main international standards.



BRITISH



SWISS



ITALIAN/GERMAN



AMERICAN



EURO/AMERICAN



MULTISTANDARD



# AXOLUTE + UNIVERSAL COVER

Safe and protected  
everywhere

## IP44 WATERPROOF PROTECTION

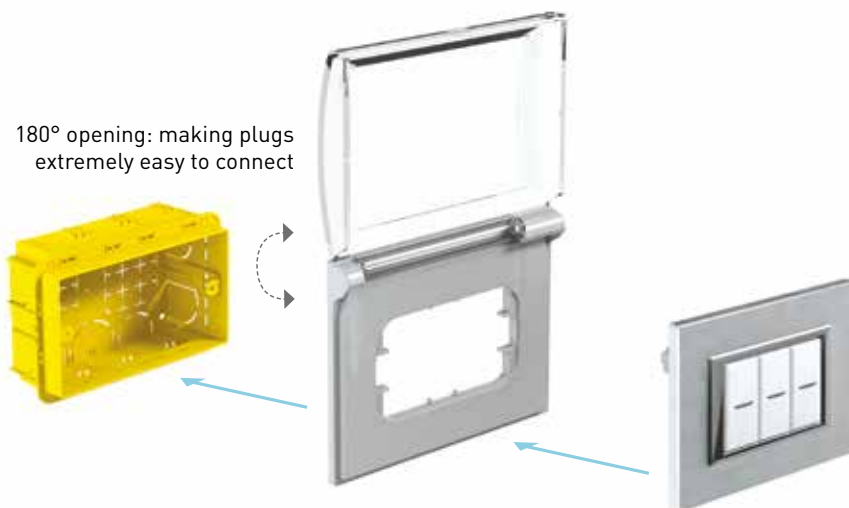
With an IP44 protection degree (guaranteed when closed), it is possible to install all kinds of devices, both outdoors, and in areas requiring special protections, in full compliance with current regulations.

## SIMPLE ASSEMBLY

Simply place the Universal Cover between standard 3-module flush mounting box (as 503E) and the other components of switch and socket outlet (frame, devices, wall-plate) to ensure IP44 protection.



180° opening: making plugs extremely easy to connect



# BASIC CONTROL DEVICES

SELECTING TABLE					
	AXIAL SWITCHES				
	Automatic terminal		Screw & plate terminal		
	1 module	2 modules	1 module	2 modules	
<b>WHITE</b>					
<b>TECH</b>					
<b>ANTHRACITE</b>					
Description					
<b>1 way switch</b>	<input type="checkbox"/>	HD4001AN	HD4001M2AN	HD4001N	HD4001M2N
1P 10 AX 250 Va.c.	<input type="checkbox"/>	HC4001AN	HC4001M2AN	HC4001N	HC4001M2N
	<input type="checkbox"/>	HS4001AN	HS4001M2AN	HS4001N	HS4001M2N
<b>2 way switch</b>	<input type="checkbox"/>	HD4003AN	HD4003M2AN	HD4003N	HD4003M2N
1P 10 AX 250 Va.c.	<input type="checkbox"/>	HC4003AN	HC4003M2AN	HC4003N	HC4003M2N
	<input type="checkbox"/>	HS4003AN	HS4003M2AN	HS4003N	HS4003M2N
<b>4 way switch</b>	<input type="checkbox"/>	---	---	HD4004	HD4004M2
1P 16A 250V a.c.	<input type="checkbox"/>	---	---	HC4004	HC4004/2
	<input type="checkbox"/>	---	---	HS4004	HS4004/2
<b>Pushbutton</b>	<input type="checkbox"/>	HD4005AN	HD4005M2AN	HD4005N	HD4005M2N
1P (NO) 10A	<input type="checkbox"/>	HC4005AN	HC4005M2AN	HC4005N	HC4005M2N
250V a.c.	<input type="checkbox"/>	HS4005AN	HS4005M2AN	HS4005N	HS4005M2N

WHITE colour devices       TECH colour devices       ANTHRACITE colour devices

WIRING SWITCHES				
1 way switch	2 way switch	4 way switch	Pushbutton	2 + 2 way switch

\* Equivalent symbol for functional diagram (this symbol is not standardized and has been remade by matching it with 2 two-way single-pole switches)

# BASIC CONTROL DEVICES



Item		<b>PUSHBUTTON 10A</b>
<input type="checkbox"/> HD4033 <input type="checkbox"/> HC4033 <input type="checkbox"/> HS4033		pull-cord pushbutton 1P (NO) 10A - 250Va.c.
<input type="checkbox"/> HD4034 <input type="checkbox"/> HC4034 <input type="checkbox"/> HS4034		pushbutton 1P (NC) 10A - 250V a.c. prepared for interchangeable rockers
<input type="checkbox"/> HD4034M2 <input type="checkbox"/> HC4034/2 <input type="checkbox"/> HS4034/2		pushbutton 1P (NC) 10A - 250V a.c. prepared for interchangeable rockers - 2 modules
<input type="checkbox"/> HD4036 <input type="checkbox"/> HC4036 <input type="checkbox"/> HS4036		double pushbutton 1P (NO) + 1P (NO) 10A - 250 Va.c.
<input type="checkbox"/> HD4036M2 <input type="checkbox"/> HC4036/2 <input type="checkbox"/> HS4036/2		double pushbutton 1P (NO) + 1P (NO) 10A - 250 Va.c. - 2 modules
<input type="checkbox"/> HD4037 <input type="checkbox"/> HC4037 <input type="checkbox"/> HS4037		interlocked double pushbutton 1P (NO) + 1P (NO) 10A - 250 Va.c.
<input type="checkbox"/> HD4037M2 <input type="checkbox"/> HC4037/2 <input type="checkbox"/> HS4037/2		interlocked double pushbutton 1P (NO) + 1P (NO) 10A - 250 Va.c. - 2 modules
<input type="checkbox"/> HD4044 <input type="checkbox"/> HC4044 <input type="checkbox"/> HS4044		pushbutton 2P (NO) 10A - 250 Va.c. - with independent contacts for traditional hospital system

Items conform to BS EN 60 669-1

Item		<b>SWITCHES 2P</b>
<input type="checkbox"/> HD4002 <input type="checkbox"/> HC4002 <input type="checkbox"/> HS4002		1 way switch 2P 16AX - 250 Va.c.
<input type="checkbox"/> HD4011 <input type="checkbox"/> HC4011 <input type="checkbox"/> HS4011		1 way switch 2P 32A - 250 Va.c.

Item		<b>CHANGEOVER SWITCHES 16A</b>
<input type="checkbox"/> HD4027 <input type="checkbox"/> HC4027 <input type="checkbox"/> HS4027		changeover switch 1P 16A - 250V a.c. double pushbutton 1-0-2
<input type="checkbox"/> HD4027M2 <input type="checkbox"/> HC4027/2 <input type="checkbox"/> HS4027/2		changeover switch 1P 16A - 250V a.c. double pushbutton 1-0-2 - 2 modules

Items conform to BS EN 60 669-1

Item		<b>PUSHBUTTON WITH NAME PLATE</b>
<input type="checkbox"/> H4040		pushbutton 1P (NO) 10A 250V - name plate - backlit combined with LED - 2 mod

Items conform to BS EN 60 669-1

Item		<b>SWITCHES 32A</b>
<input type="checkbox"/> HD4011S <input type="checkbox"/> HC4011S <input type="checkbox"/> HS4011S		32A DP switch with led lamp and supporting frame
<input type="checkbox"/> HD4011SW <input type="checkbox"/> HC4011SW <input type="checkbox"/> HS4011SW		32A DP switch with led lamp and supporting frame - marked water heater

Item		<b>SWITCHES 45A</b>
<input type="checkbox"/> HD4019 <input type="checkbox"/> HC4019 <input type="checkbox"/> HS4019		45A switch with neon and supporting frame (to complete with HA4829... cover plates)

Items on this page conform to BS EN 60 669-1

Item		<b>KNOB SELECTOR SWITCH</b>
<input type="checkbox"/> HD4016 <input type="checkbox"/> HC4016 <input type="checkbox"/> HS4016		selector switch - rotary switch, 1 way - 4 positions for controlling air- conditioners, fans, etc. - 3A 250V a.c.

# ROCKERS WITH LIGHTABLE SYMBOL

Description		KEY COVERS WITH DIFFUSERS WITH BACKLIT SYMBOL	
		1 module	2 modules (*)
		Item	Item
KEY COVER WITH LIGHT SYMBOL	□	HD4921LA	HD4921M2LA
	■	HC4921LA	HC4921/2LA
	■	HS4921LA	HS4921/2LA
KEY COVER WITH BELL SYMBOL	□	HD4921LD	HD4921M2LD
	■	HC4921LD	HC4921/2LD
	■	HS4921LD	HS4921/2LD
KEY COVER WITH KEY SYMBOLS	□	HD4921LF	HD4921M2LF
	■	HC4921LF	HC4921/2LF
	■	HS4921LF	HS4921/2LF
KEY COVER WITH DO NOT DISTURB SYMBOL	□	HD4921DD	
	■	HC4921DD	
	■	HS4921DD	
KEY COVER WITH MAKE THE ROOM SYMBOL	□	HD4921MR	
	■	HC4921MR	
	■	HS4921MR	
KEY COVER WITH FAN SYMBOL	□	HD4921LE	HD4921M2LE
	■	HC4921LE	HC4921/2LE
	■	HS4921LE	HS4921/2LE



**Note:** these key covers may be used to replace the original ones supplied with the product

(\*) Suitable only with new axial switches

# DIMMERS



HD4410  
HD4411



HC4410  
HC4411



HS4410  
HS4411

Item

### PUSHBUTTON DIMMER

- HD4410
- HC4410
- HS4410



300/600 VA 0 – 10 V output pushbutton dimmer with electronic protection – 2 modules

### UNIVERSAL PUSHBUTTON DIMMER

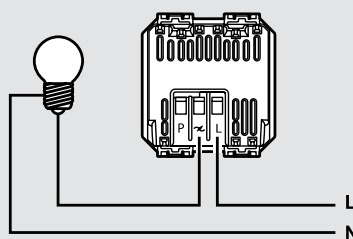
- HD4411
- HC4411
- HS4411



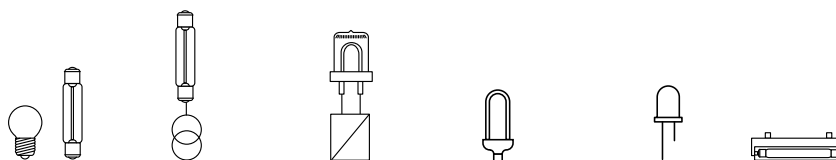
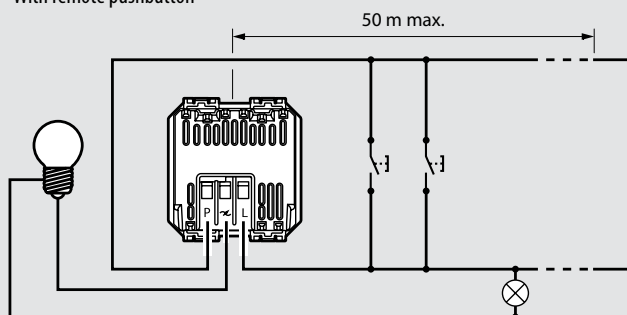
universal dimmer (resistive – inductive, capacitive, fluorescent compact and dimmer LEDs) - 150/200/400 W with electronic protection – 2 modules

### UNIVERSAL PUSHBUTTON DIMMER: ELECTRICAL CONNECTIONS

Stand alone



With remote pushbutton



### Loads managed (transformer lamps)

Item	Type	Supply range	Standard supply	Incandescent and halogens	Halogens with ferromagnetic transformer	Halogens with electronic transformer	Dimmerable compact fluorescents	Dimmerable LED lamps	Fluorescents with 0-10 V ballast
HD4410 HC4410 HS4410	0 - 10V	100 ÷ 240 Va.c. 50 ÷ 60 Hz	240 Va.c.						20 - 600 VA
HD4411 HC4411 HS4411	Universal	100 ÷ 240 Va.c. 50 ÷ 60 Hz	240 Va.c. 100 Va.c.	3 ÷ 400 W 3 ÷ 200 W	3 ÷ 400 VA 3 ÷ 200 VA	3 ÷ 400 VA 3 ÷ 200 VA	3 ÷ 150 VA 3 ÷ 75 VA	3 ÷ 150 VA 3 ÷ 75 VA	

# GREEN SWITCH AND ELECTRONIC CONTROL DEVICES



HD4433



HD4434



HD4431N



HD4432  
HD4432V127



HC4434



HC4432  
HC4432/127



HS4431N



HS4432  
HS4432/127

Item



## GREEN SWITCH

- HD4433
- HC4433
- HS4433



Green Switch: switch with presence sensor, using a combination of passive infrared rays and ultrasounds, and brightness sensor. Manual switching on of the light using the front pushbutton, and automatic switching off based on brightness level and presence. Switch off delay and brightness sensor threshold adjustable using the one/two-way (BMSO4003 and BMSO4001) commissioning tools. 230 Va.c. power supply. - 2.1 to 8.5 A max relay output - 2 modules

- HD4434
- HC4434
- HS4434



Green Switch: switch with passive infrared rays presence sensor, and brightness sensor. Manual switching on of the light using the front pushbutton, and automatic switching off based on brightness level and presence. Switch off delay and brightness sensor threshold adjustable using the potentiometer and the one/two-way (BMSO4003 and BMSO4001) commissioning tools. Power supply 230 Vac and 1.7 A max relay output - 2 modules.

**NOTE:** for more information on commissioning tools BMSO4003 and BMSO4001 refer to the Lighting Management Catalogue

## PASSIVE INFRARED SWITCHES

- HD4431N
- HC4431N
- HS4431N



Zero crossing technology Green Switch, multiloading neutral connection. Switch with presence sensor by means of the combination of passive infrared rays and ultrasounds and brightness. Manual switching on of the light by front pushbutton and automatic switching off as a function of the brightness level and presence. Timing to delay switching off and brightness sensor threshold settable by means of mono/bidirectional remote control (BMSO4003 and BMSO4001). Power supply 230 Vac - relay output from 2.1 to 8.5 A max - 2 modules

- HD4432
- HC4432
- HS4432



switch with passive IR movement detector - variable threshold twilight circuit with possibility to be excluded - timing circuit for switch-off delay, adjustable from 30 seconds to 10 minutes can also be activated with external pushbuttons - relay output 6A resistive/2A inductive - with selector 0-A-I - power supply 230V a.c. - 2 modules as above - 127V a.c.

- HD4432V127
- HC4432/127
- HS4432/127



Items conform to BS EN 60 669-2-1

## GREEN SWITCH - FEATURES

	HD4433 HC4433 HS4433	HD4434 HC4434 HS4434
	100 - 240 V~	
	50/60 Hz	
	2,5 mm <sup>2</sup>	
Neutral connection	YES	NO
	-5°C / +45°C	
	300 lux	
	15 minuti	
	2000 W - 230 V~ 1000 W - 110 V~	40 ÷ 400 W - 230 V~ 20 ÷ 200 W - 110 V~
	1000 VA - 230 V~ - 4,3 A 500 VA - 110 V	40 ÷ 400 VA - 230 V~ 20 ÷ 200 VA - 110 V~
	10 x (2x36 W) - 230 V~ 5 x (2x36 W) - 110 V~	
	500 VA - 230 V~ 250 VA - 110 V~	
	1000 VA - 230 V~ 500 VA - 110 V~	
	500 VA - 230 V~ 250 VA - 110 V~	

# TEMPERATURE CONTROL



HC4451



XW8002  
XW8002W



F462



3457

Item

## CHRONOTHERMOSTAT

- HD4451
- HC4451
- HS4451



daily/weekly electronic chronothermostat for heating and conditioning systems - backlighted display - power supply with battery 2x1.5V - control possibility by a remote teleactivation and connection with an external temperature probe - output contact in exchange 1A - 3 modules

Item

## CONNECTED THERMOSTAT

- XW8002
- XG8002
- XM8002



The Smarter with Netatmo connected thermostat, together with the dedicated HOME+CONTROL APP, is a device which allows you to adjust and monitor the temperature in the rooms precisely and accurately; all the programming and most of the functions are performed simply and intuitively using the APP. Thanks to its Wi-Fi connection, Smarter with Netatmo can be programmed and controlled remotely; it can also display the temperature and humidity measured in the room. The temperature level can be set locally for manual operation and the Boost mode can be activated. The Boost forces the switching on of the system for a limited time (30, 60 or 90 minutes) independent of the measured and programmed temperature. It's also possible to set a different temperature in each room of the house for the maximum comfort, thanks to its compatibility with Netatmo's smart radiator valves. Smarter with Netatmo can also be controlled with Google, Amazon Alexa and Apple Home Kit voice assistants.

Features:

- 110 ÷ 230 Va.c., 50/60 Hz power supply;
- 2 W max absorption;
- maximum cable section 1 x 1.5mm<sup>2</sup>;
- temperature measurement 5 ÷ 40°C;
- temperature set-point 5 ÷ 40°C,
- increase of 0.5°C;
- 1-contact output in switching free of potential 5(2)A.

Types of installation:

- flush mounted, on boxes item 503E or 500 (for item 500 use the wall dowels)
- plasterboard, on boxes 2 module e 3 module

It is available in three colours: white (XW8002), sand (XM8002) and black (XG8002).

- XW8002W



features: as ..8002.

Installation: on the wall, using screws and dowels suitable for the installation surface (brickwork, plasterboard, tiles etc.). It is only available in white.

Items conform to BS EN 60 730

## ACCESSORIES

- F462



GSM telephone actuator - 4 DIN modules

- 3457



external probe for items HD-HC-HS4451

# SOCKETS OUTLETS

## German and French standard



Item	GERMAN STANDARD	
<input type="checkbox"/> HD4141 <input type="checkbox"/> HC4141 <input type="checkbox"/> HS4141		socket 2P+E 10/16A 250V with German standard -type earth side contacts - shielded socket contacts
<input type="checkbox"/> H4141R		socket as above – red, for special uses
<input type="checkbox"/> HD4141W <input type="checkbox"/> HC4141W <input type="checkbox"/> HS4141W		socket 2P+E 10/16A 250V with German standard-type earth side contacts - shielded socket contacts - Screwless terminals*
<input type="checkbox"/> HD4141PW <input type="checkbox"/> HC4141PW <input type="checkbox"/> HS4141PW		socket as above - with cover - screwless terminals*
<input type="checkbox"/> H4141RW		socket as above - red, for exclusive uses - Screwless terminals*

Item	FRENCH BELGIAN STANDARD	
<input type="checkbox"/> HD4142AN <input type="checkbox"/> HC4142AN <input type="checkbox"/> HS4142AN		socket 2P+E 10/16A - French standard - shielded socket contacts - screwless terminals
<input type="checkbox"/> H4142R		socket 2P+E 10/16A - French standard - red
FRENCH STANDARD FLAT SOCKET		
<input type="checkbox"/> HD4142AF <input type="checkbox"/> HC4142AF <input type="checkbox"/> HS4142AF		2 modules When the plug is inserted the socket surface slides inside the casing; it returns to its initial position when the plug is taken out. Socket 2 P+E 10/16 A 250 Va.c. - protected tulip contacts - French standard

### \* SCREWLESS TERMINALS CAGE CLAMP®S: WIRING EXCELLENCE

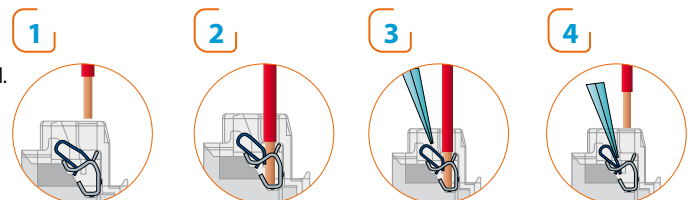
Innovative automatic terminal for rigid and flexible cables. The constant pressure on the cables guarantees optimal long-lasting contact: the problem concerning the half turn on the screw terminals is definitely solved.

- Simple and quick cabling: you just need to strip the cable and insert it directly into the terminal.
- Using a screwdriver for the opening will prevent accidental releases in boxes full of cables.



The two independent springs of the terminal guarantee a perfect grip for cables with different diameters, up to 2.5 mm<sup>2</sup>


### Example of cabling with rigid cable



After stripping the cable, put it directly into the terminal

Use a screwdriver to pull out the cable

► CAGE CLAMP®S is a registered trademark of **WAGO** Kontakttechnik GmbH, Germany!



Before inserting the LED, detach the plastic tab and install the socket on the support.

# SOCKET OUTLETS

## British standard



HD4150



HD4151



HC4150



HS4150



HS4151



HD4152



HC4151



HC4153



HS4152

Item

### SOCKET OUTLETS

- HD4150
- HC4150
- HS4150



socket outlet 2 modules - 13 A

Items conform to BS 1363

Item

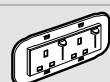
### SWITCHSOCKET OUTLETS

- HD4151
- HC4151
- HS4151



1 gang DP dual earth 13 A - with red pilot lamp (LED)

- HD4152
- HC4152
- HS4152



2 gang DP dual earth 13 A - with red pilot lamp (LED)

- HD4153
- HC4153
- HS4153



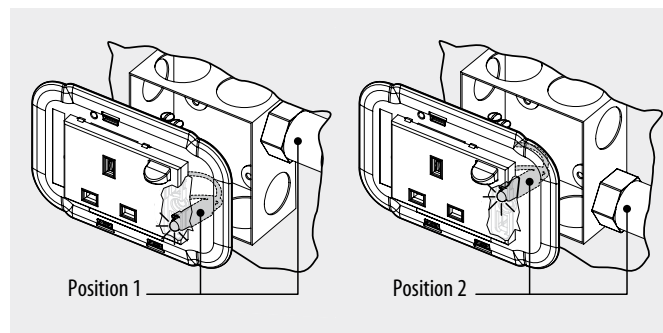
1 gang DP round earth 15 A - with red pilot lamp (LED)

Items conform to BS 1363/BS 546


### COMBINATION SWITCHSOCKET OUTLETS/COVER PLATE

Socket	Supporting frame	Cover plates
HD-HC-HS4151	<b>Not needed</b>	HA4829..
HD-HC-HS4152	<b>Not needed</b>	HA4830..
HD-HC-HS4153	<b>Not needed</b>	HA4829..

### A Led is supplied with the device




### PAY ATTENTION TO MINIMUM DISTANCE BETWEEN BOXES



For a correct AXOLUTE cover plates installation on flush mounting boxes BTicino recommends that the minimum distance between boxes, both square (72x72) and rectangular (72x135) must be 90 mm

# SOCKET OUTLETS

## American and universal standard



## Brazil and China standard




Item		<b>EURO-US STANDARD</b>
<input type="checkbox"/> HD4125 <input type="checkbox"/> HC4125 <input checked="" type="checkbox"/> HS4125		socket 2P 16A - 127/250V a.c. - shuttered contact tubes - Euro - American standard
<input type="checkbox"/> HD4126 <input type="checkbox"/> HC4126 <input checked="" type="checkbox"/> HS4126		socket 2P+E 16A - 127/250V a.c. - shuttered contact tubes - Euro - American standard - 2 modules
<input type="checkbox"/> HD4185 <input type="checkbox"/> HC4185 <input checked="" type="checkbox"/> HS4185		duplex socket 2P+E 15A 127/250V a.c. - shuttered contact tubes - Euro - American standard - 3 modules
<b>AMERICAN STANDARD</b>		
<input type="checkbox"/> HD4127 <input type="checkbox"/> HC4127 <input checked="" type="checkbox"/> HS4127		socket 2P 15A - 127/250V a.c. - shuttered contact tubes
<input type="checkbox"/> HD4128 <input type="checkbox"/> HC4128 <input checked="" type="checkbox"/> HS4128		socket 2P+E 15A - 127/250V a.c. - shuttered contact tubes - 2 modules
<input type="checkbox"/> HD4188 <input type="checkbox"/> HC4188 <input checked="" type="checkbox"/> HS4188		duplex socket 2P+E 15A 127/250V a.c. - shuttered contact tubes - 3 modules
<input type="checkbox"/> HD4188GF <input type="checkbox"/> HC4188GF <input checked="" type="checkbox"/> HS4188GF		2P+E 15A 127V a.c. GFCI - 3 modules

Item		<b>BRAZIL STANDARD</b>
1 module		
<input type="checkbox"/> HD4165 <input type="checkbox"/> HC4165 <input checked="" type="checkbox"/> HS4165		socket 2P+E 10A 250V a.c. - shuttered contact tubes
<input type="checkbox"/> HD4165S <input type="checkbox"/> HC4165S <input checked="" type="checkbox"/> HS4165S		socket 2P+E 10A 250V a.c. - unshuttered contact tubes
<input type="checkbox"/> HD4166 <input type="checkbox"/> HC4166 <input checked="" type="checkbox"/> HS4166		socket 2P+E 16A 250V a.c. - shuttered contact tubes
<input type="checkbox"/> HD4166S <input type="checkbox"/> HC4166S <input checked="" type="checkbox"/> HS4166S		socket 2P+E 16A 250V a.c. - unshuttered contact tubes
<b>CHINA STANDARD</b>		
2 modules		
<input type="checkbox"/> HD4130 <input type="checkbox"/> HC4130 <input checked="" type="checkbox"/> HS4130		socket 2P+E 10A - shuttered contact tubes
<input type="checkbox"/> HD4189 <input type="checkbox"/> HC4189 <input checked="" type="checkbox"/> HS4189		socket 2P+E 10A - China standard + socket 2P 16A Euro American standard-shuttered contact tubes

# SOCKET OUTLETS

## Italian standard



Item	ITALIAN STANDARD	
	1 module	
<input type="checkbox"/> HD4113 <input type="checkbox"/> HC4113 <input checked="" type="checkbox"/> HS4113		socket 2P+E 10A 250V a.c. - 19 mm center distance - shielded socket contacts, Ø 4 mm
<input type="checkbox"/> HD4180 <input type="checkbox"/> HC4180 <input checked="" type="checkbox"/> HS4180		socket 2P+E 10/16A 250V a.c. - 19 mm and 26 mm center distance - shielded socket contacts
○ H4180R		socket as above - red, for exclusive uses

ITALIAN STANDARD		
	2 modules	
<input type="checkbox"/> HD4140 <input type="checkbox"/> HC4140 <input checked="" type="checkbox"/> HS4140		socket 2P+E 10/16A with side contacts and central earthing-contact for German standard sockets and 10A plugs with lined up pins - type P30 - center line of holes 19 mm - shuttered contact tubes
○ H4140R		socket as above – red, for exclusive uses
○ H4140RW		socket as above – red, for exclusive uses - screwless terminals
<input type="checkbox"/> HD4140A16 <input type="checkbox"/> HC4140/16 <input checked="" type="checkbox"/> HS4140/16		socket 2P+E 10A and 16A 250V a.c. - 19 mm and 26 mm center distance, 2-center socket configuration - protected socket contacts; earth side contacts for German standard plugs; suitable for Italian standard plugs 2P and 2P+E 10/16A, German standard plugs 2P+E 16A
○ H4140/16R		socket as above - red, for exclusive uses

GERMAN AND ITALIAN STANDARD FLAT SOCKET		
<input type="checkbox"/> HD4140/16F <input type="checkbox"/> HC4140/16F <input checked="" type="checkbox"/> HS4140/16F		When the plug is inserted the socket surface slides inside the casing; it returns to its initial position when the plug is taken out. Socket 2 P+E 16 A 250 Va.c. - 19 and 26 mm centre distance in 2-centre configuration - protected tulip contacts; side earth contact for German standard plugs; suitable for: Italian standard plugs 2P and 2 P+E 10/16 A, and 16A, German standard plugs 2P+E 16 A.

## Israeli, Egypt and Swiss standard



Item	ISRAELI STANDARD	
<input type="checkbox"/> HD4183 <input type="checkbox"/> HC4183 <input checked="" type="checkbox"/> HS4183		socket 2P+E 10/16A 250Vc.a. - lightable with led lamp item 11256 - Israeli standard - 2 modules

EGYPT STANDARD		
<input type="checkbox"/> HD4122ET <input type="checkbox"/> HC4122ET <input checked="" type="checkbox"/> HS4122ET		socket 2P 10A 250V c.a. - contact tubes Ø 4 - 4.8mm - center line of holes 19mm - Egypt standard - 1 module

SWISS STANDARD		
<input type="checkbox"/> HD4164T13 <input type="checkbox"/> HC4164/13 <input checked="" type="checkbox"/> HS4164/13		socket as above - 2 modules

MULTISTANDARD SOCKETS		
<input type="checkbox"/> HD4139 <input type="checkbox"/> HC4139 <input checked="" type="checkbox"/> HS4139		socket 2P+T 5/6/10/13A 250V a.c. and 127V a.c. - multistandard - 2 modules

SHAVER SOCKETS		
<input type="checkbox"/> HD4177 <input type="checkbox"/> HC4177 <input checked="" type="checkbox"/> HS4177		shaver socket with insulating transformer - input voltage 230V a.c. 50/60Hz - output voltage 115/230V a.c. 20VA - 3 modules

<input type="checkbox"/> HD4177V127 <input type="checkbox"/> HC4177/127 <input checked="" type="checkbox"/> HS4177/127		as above - input voltage 127V a.c.
--	--	------------------------------------

<input type="checkbox"/> HD4178 <input type="checkbox"/> HC4178 <input checked="" type="checkbox"/> HS4178		shaver socket with insulating transformer - input voltage 230V a.c. 50/60Hz - output voltage 115/230V a.c. 20VA - British standard - IP24 - Item conform to BS-EN 61558-2-5
--	--	---

# TV, FM AND SAT SOCKETS



Item		
<input type="radio"/> H4202D		<b>STAR TV SOCKET</b> Star coaxial socket for single-user aerial systems, also remote powered and centralised, and single-user / centralised satellite systems with current and signal transfer for channels selection; shielded connection clamps with captive screws - Ø 9.5 mm; male connector - supplied in package with common mechanism and front covers in different aesthetic finishes
<input type="radio"/> H4202P14		<b>PASSTHROUGH TV SOCKET</b> Passthrough coaxial socket, -14dB attenuation, for centralised TV systems, also remote powered, and centralised satellite systems with current and signal transfer for channels selection - shielded connection clamps with captive screws - Ø 9.5 mm; male connector - supplied in package with common mechanism and front covers in different aesthetic finishes - 1 module
<input type="radio"/> H4202P10		<b>TERMINAL TV SOCKET</b> Terminal coaxial socket, -10dB attenuation, for centralised TV systems, also remote powered, and centralised satellite systems with current and signal transfer for channels selection; shielded connection clamps with captive screws - Ø 9,5 mm - male connector - incorporated impedance final adapter 75 Ω - supplied in package with common mechanism and front covers in different aesthetic finishes - 1 module

Item		
<input type="radio"/> H4202F		<b>TYPE-F SAT SOCKET</b> Type-F coaxial socket - impedance 75 ohm - screw hook - supplied in package with common mechanism and front covers in different aesthetic finishes - 1 module
<input type="radio"/> H4214D		<b>STAR TV/SAT DEMIXED SOCKET</b> Star demixed coaxial socket for single-user aerial systems, also remote powered and shunting centralised, and for single-user /shunting centralised satellite systems with current and signal transfer for channels selection; Ø 9.5 mm male TV connector - type F SAT connector - supplied in package with common mechanism and front covers in different aesthetic finishes - 1 module
<input type="radio"/> H4214M2D		as above - 2 modules

**NOTE:** for an optimum use of the product, all the outputs must be used

**NOTE:** the photographs of the Axolute items represent the product code indicated to which one of the three front cover plates (white, tech or anthracite) available in the package is already fitted.

## TV, FM AND SAT SOCKETS



H4210M2D

H4211M2C

HD4212  
HD4204

HS4207



S2133



75RTN

Item		<b>STAR TV/R/SAT DEMIXED SOCKET</b>
<input type="radio"/> H4210M2D		Star demixed coaxial socket for single-user aerial systems, also remote powered and shunting centralised, and for single-user /shunting centralised satellite systems with current and signal transfer for channels selection, and for radio systems; Ø 9.5 mm male TV connector - type F SAT connector and female radio Ø 9,5 mm - supplied in package with common mechanism and front covers in different aesthetic finishes - 2 modules
<b>NOTE:</b> for an optimum use of the product, all the outputs must be used		
		<b>TV-RD SOCKET FOR CABLE OPERATOR</b>
<input type="radio"/> H4211M2C		Double coaxial shunted socket for TV and FM-LMC reception - Ø 9.5mm - Belgium (Telenet operator)
		<b>FRONT COVERS</b>
<input type="checkbox"/> HD4204 <input type="checkbox"/> HC4204 <input type="checkbox"/> HS4204		front cover for TV+FM socket
<input type="checkbox"/> HD4207 <input type="checkbox"/> HC4207 <input type="checkbox"/> HS4207		front cover for TV+FM+SAT socket
<input type="checkbox"/> HD4212 <input type="checkbox"/> HC4212 <input type="checkbox"/> HS4212		front cover for TV/FM+SAT socket
		<b>PLUG</b>
<input type="radio"/> S2133		Plugs, mobile TV jacks and terminal resistance Mobile TV plug and jack - Ø 9.5 mm - white - for TV + SAT jacks and N/NT4206D
<input type="radio"/> 75RTN		Terminal resistance for line closing 75Ω impedance in installations with cascade connection - to be added to the last pass-through jack

## USB CHARGERS



HD4285C1

HD4286C2

HC4285C1

HS4287C2

Item		<b>USB CHARGER</b>
<input type="checkbox"/> HD4285C1 <input type="checkbox"/> HC4285C1 <input type="checkbox"/> HS4285C1		5 Vdc type A USB charger to be used only for recharging electronic devices up to 1500 mA like mobile phones, smartphones, tablets and similar - 230 Vac power supply
<input type="checkbox"/> HD4285C2 <input type="checkbox"/> HC4285C2 <input type="checkbox"/> HS4285C2		5 Vdc type A USB charger for quick charge of one single electronic device (mobile phones, smartphones, tablets or similar) up to 3000 mA or simultaneous charging of two devices up to 1500 mA - 110÷230 Vac 50÷60 Hz power supply
<input type="checkbox"/> HD4286C1 <input type="checkbox"/> HC4286C1 <input type="checkbox"/> HS4286C1		5 Vdc type C USB charger only for charging electronic devices up to 1,500 mA - 110-230 V 50-60 Hz DIRECT power supply - 1 module
<input type="checkbox"/> HD4286C2 <input type="checkbox"/> HC4286C2 <input type="checkbox"/> HS4286C2		5 Vdc type C USB charger for quick charge of one single electronic device up to 3,000 mA or simultaneous charging of two devices up to 1,500 mA - 110-230 V 50-60 Hz DIRECT power supply, 2 modules
<input type="checkbox"/> HD4287C2 <input type="checkbox"/> HC4287C2 <input type="checkbox"/> HS4287C2		5 Vdc type A and C USB charger for quick charge of single electronic devices up to 3,000 mA or simultaneous charging of two devices up to 1,500 mA - 110-230 V 50-60 Hz DIRECT power supply - 2 modules

## DATA CONNECTORS



HD4279C6A HD4268SC HC4258/11N HC4238M  
HD4279C6 HC4238S  
HD4279C6S



HS4268ST HS4268LC

Item	CONNECTORS RJ45		
	Type of connector	Cat.	Type of connection
<input type="checkbox"/> HD4279C6A <input checked="" type="checkbox"/> HC4279C6A <input checked="" type="checkbox"/> HS4279C6A		RJ45	6A STP toolless IDC
<input type="checkbox"/> HD4279C6 <input checked="" type="checkbox"/> HC4279C6 <input checked="" type="checkbox"/> HS4279C6		RJ45	6 UTP toolless IDC
<input type="checkbox"/> HD4279C6S <input checked="" type="checkbox"/> HC4279C6S <input checked="" type="checkbox"/> HS4279C6S		RJ45	6 STP toolless IDC
<input type="checkbox"/> HD4262C6 <input checked="" type="checkbox"/> HC4262C6 <input checked="" type="checkbox"/> HS4262C6		RJ45	6 UTP 110 IDC
<input type="checkbox"/> HD4262C6S <input checked="" type="checkbox"/> HC4262C6S <input checked="" type="checkbox"/> HS4262C6S		RJ45	6 STP 110 IDC

### CONNECTORS RJ11 - RJ12

Item	Type of connector	Cat.	Type of connection
<input type="checkbox"/> HD4258C11N <input checked="" type="checkbox"/> HC4258/11N <input checked="" type="checkbox"/> HS4258/11N		RJ11	3 K10

### TELEPHONE SOCKET MODULES

<input type="checkbox"/> HD4238M <input checked="" type="checkbox"/> HC4238M <input checked="" type="checkbox"/> HS4238M		master telephone socket	
<input type="checkbox"/> HD4238S <input checked="" type="checkbox"/> HC4238S <input checked="" type="checkbox"/> HS4238S		secondary telephone socket	

Items conform to BS 6312

### OPTICAL FIBER SOCKETS

<input type="checkbox"/> HD4268SC <input checked="" type="checkbox"/> HC4268SC <input checked="" type="checkbox"/> HS4268SC		coupling jack for optical fiber - SC cable socket - duplex	
<input type="checkbox"/> HD4268ST <input checked="" type="checkbox"/> HC4268ST <input checked="" type="checkbox"/> HS4268ST		coupling jack for optical fiber - ST cable socket - duplex	
<input type="checkbox"/> HD4268LC <input checked="" type="checkbox"/> HC4268LC <input checked="" type="checkbox"/> HS4268LC		coupling jack for optical fiber - LC cable socket - duplex	

Items supplied on demand, to order consult the BTicino staff

## AUDIO-VIDEO AND OTHER SOCKETS



HD4280 HD4281 HC4285 HS4284



HS4294 HS4285

Item	NEW AUDIO-VIDEO SOCKETS	
<input type="checkbox"/> HD4280 <input checked="" type="checkbox"/> HC4280 <input checked="" type="checkbox"/> HS4280		audio socket - jack 3.5
<input type="checkbox"/> HD4281 <input checked="" type="checkbox"/> HC4281 <input checked="" type="checkbox"/> HS4281		audio socket - RCA x 2
<input type="checkbox"/> HD4294 <input checked="" type="checkbox"/> HC4294 <input checked="" type="checkbox"/> HS4294		connector for home cinema loudspeakers
<b>OTHER SOCKETS</b>		
<input type="checkbox"/> HD4284 <input checked="" type="checkbox"/> HC4284 <input checked="" type="checkbox"/> HS4284		pre-connected HDMI 2.0 connector - 2 module
<input type="checkbox"/> HD4285 <input checked="" type="checkbox"/> HC4285 <input checked="" type="checkbox"/> HS4285		USB socket - not powered

## AUDIBLE SIGNALLING DEVICES



HD4351V12  
HD4351V230

HD4356V12  
HD4356V230  
HD4356V127



HS4356/12  
HS4356/230  
HS4356/127

HS4351/12  
HS4351/230

Item		BELLS
<input type="checkbox"/> HD4351V12 <input type="checkbox"/> HC4351/12 <input type="checkbox"/> HS4351/12		bronze bell 12V a.c. - 5VA - 80dB
<input type="checkbox"/> HD4351V230 <input type="checkbox"/> HC4351/230 <input type="checkbox"/> HS4351/230		bronze bell 230V a.c. - 12VA - 80dB

Item conform to BS EN 62 080

		BUZZERS
<input type="checkbox"/> HD4356V12 <input type="checkbox"/> HC4356/12 <input type="checkbox"/> HS4356/12		buzzer 12V a.c. - 5VA - 80dB
<input type="checkbox"/> HD4356V230 <input type="checkbox"/> HC4356/230 <input type="checkbox"/> HS4356/230		buzzer 230V a.c. - 12VA - 80dB
<input type="checkbox"/> HD4356V127 <input type="checkbox"/> HC4356/127 <input type="checkbox"/> HS4356/127		buzzer 127V a.c. - 12VA - 80dB

Item conform to BS EN 62 080

# LIGHTING DEVICES



H4380N



4380NB



H4384X1



H4386X1





H4361

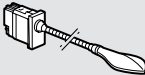




L4784/1


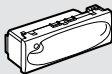


HS4362


Item		<b>REMOVABLE TORCH</b>
<input type="radio"/> H4380N		Pull-out and rechargeable torch with automatic switching on device. - It lights up automatically when there is a power cut – push&pull pull-out system complete with recharge base – white light LED with high luminous efficiency – ON/OFF switch and SPOT pushbutton to increase the brightness when necessary – interchangeable Ni-MH batteries without “memory” effect – 2 hour life – low consumption in stand-by 0.4 W – 230 Va.c. power supply - 2 modules. Supplied with neutral base and front cover plates in white, tech, anthracite colours
<input type="radio"/> 4380NB		spare batteries for removable torch

Item		<b>DIMMER READING LAMP</b>
<input type="checkbox"/> HD4362 <input type="checkbox"/> HC4362 <input checked="" type="checkbox"/> HS4362		It is installed at the bedhead giving directional lighting. It has a flexible arm so that the lighting arm can be directed. The brightness can be dimmed by pressing the integrated ON/OFF control for a long time. It can also be connected to a remote control and, if necessary, the integrated control can be disabled with a 30 sec. press. - LED lamp - 3W consumption - Luminous flux 110 lumen (equivalent to 15 W incandescence) - Life 40,000 hours - 1 module (flush-mounted).

		<b>STEP MARKER LAMPS</b>
<input type="radio"/> H4382V12V24		step marker lamp with white-lighted LED - 12/24V a.c. - absorption 0.5 W
<input type="radio"/> H4382/230		step marker lamp with white-lighted LED - 230V a.c. and 127V a.c. - absorption 0.5 W

		<b>EMERGENCY LIGHTS</b>
<input type="radio"/> H4384X1		emergency light that illuminates automatically upon power failure - LED indicating mains status - local disactivating pushbutton - possible distant exclusion through switch - replaceable rechargeable Ni-Cd battery - 1 hour duration - power supply 230 Vac, 60 Hz - 1 W lamp - 4 modules - 50 and 60 Hz
<input type="radio"/> H4386X1		as above - 1 hour duration - 1.3 W - 6 modules

Items conform to BS EN 62 094-1

		<b>DIRECTIONAL LAMP</b>
<input type="radio"/> H4361		Allows you to create directional and decorative lighting. We recommend installation at 30 cm from the floor - It can be controlled by a standard switch or an electronic switch without neutral, by a dimmer or an automatic switch with neutral - LED lamp - Consumption 2.2W - Luminous flux 70 lumen - life: approx. 50.000 hours - 2 modules - Supplied with neutral base and front cover plates in white, tech, anthracite colours

		<b>SPARE BATTERY</b>
<input type="radio"/> L4784/1		spare battery for Item H4384X1

# ELECTRICAL SAFETY DEVICES



HD4301A6  
HD4301A10  
HD4301A16



HC4321



HC4305/6  
HC4305/10  
HC4305/16



HS4322



HS4536

Item		<b>CIRCUIT BREAKERS</b>
<input type="checkbox"/> HD4301A6 <input type="checkbox"/> HC4301/6 <input type="checkbox"/> HS4301/6		Automatic thermal magnetic circuit breakers 2 pole automatic thermal magnetic with 1 protected pole indicator of open/closed contacts - breaking capacity 1500 A 127/230 Va.c.
<input type="checkbox"/> HD4301A10 <input type="checkbox"/> HC4301/10 <input type="checkbox"/> HS4301/10		circuit breaker as above - 10 A - breaking capacity 3000 A 127/230 Va.c.
<input type="checkbox"/> HD4301A16 <input type="checkbox"/> HC4301/16 <input type="checkbox"/> HS4301/16		circuit breaker as above - 16A - breaking capacity 3000 A 127/230Va.c.

Items conform to BS EN 60 898

		<b>"SALVAVITA"</b>
<input type="checkbox"/> HD4305A6 <input type="checkbox"/> HC4305/6 <input type="checkbox"/> HS4305/6		Residual current thermal magnetic automatic circuit breakers "Salvavita" double pole RCBO type A with 1 protected pole I $\Delta$ n 10 mA - 6A 127/230 Va.c. - indicator of open/closed contacts - test pushbutton - breaking capacity 1500 A 127/230 Va.c. - 2 modules
<input type="checkbox"/> HD4305A10 <input type="checkbox"/> HC4305/10 <input type="checkbox"/> HS4305/10		"Salvavita" as above - 10A - breaking capacity 3000 A 127/230 Va.c.
<input type="checkbox"/> HD4305A16 <input type="checkbox"/> HC4305/16 <input type="checkbox"/> HS4305/16		"Salvavita" as above - 16A - breaking capacity 3000 A 127/230 Va.c.

		<b>FUSE CARRIER</b>
<input type="checkbox"/> HD4321 <input type="checkbox"/> HC4321 <input type="checkbox"/> HS4321		fuse carrier for fuses 5x20 and 6.3x32 - max. 10A 250Va.c.
<input type="checkbox"/> HD4322 <input type="checkbox"/> HC4322 <input type="checkbox"/> HS4322		fuse carrier for T fuses - max. 16A 250Va.c.

Item	<b>CARTRIDGE FUSES</b>
<input type="radio"/> T/...	4-6-10-16-20 A - 400 V - breaking capacity 50 KA ceramic body - $\varnothing$ 8.5x31.5 mm
<input type="radio"/> T1/...	4-6-10 -16-20-25 A - 400 V - breaking capacity 50 KA ceramic body - $\varnothing$ 9x36 mm
<input type="radio"/> T0/...	2-4-6-10-16A - 250V - breaking capacity 1.5KA ceramic body for home series devices - $\varnothing$ 6x28 mm

To be used with HD4322, HC4322, HS4322 fuse carrier

**NOTE:** specify in the order the desired rated current

		<b>CURRENT DISCHARGER</b>
<input type="checkbox"/> HD4536 <input type="checkbox"/> HC4536 <input type="checkbox"/> HS4536		1P Overvoltage discharger to be combined with the users mains socket rated discharge voltage I $_n$ =1kA - max. current I $_{max}$ =2kA - max. protection voltage U $_p$ =1kV - rated voltage U $_n$ =110-230Va.c. - max. permanent voltage U $_c$ =250Va.c.

# LUMINOUS SUPPORTING FRAME



**Note:** HA4703... - HB4703... - HA4704... - HB4704... to install only in 503E, PB503, 504E, PB504 boxes

# BLANK PLATES



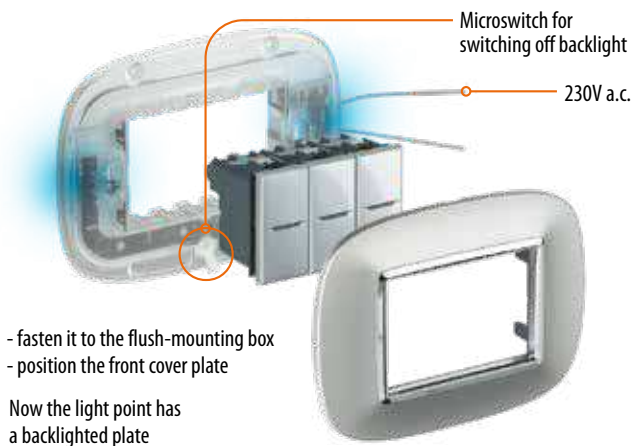
Item	LUMINOUS SUPPORTING FRAME
○ HA4702X	luminous supporting frame 2 mod. for rectangular plates - 230V a.c. - 2.5mA - 0.3W
○ HA4703X	luminous supporting frame 3 mod. for rectangular plates - 230V a.c. - 2.5mA - 0.3W
○ HA4703X/127	as above - 127V a.c.
○ HA4704X	luminous supporting frame 4 mod. for rectangular plates - 230V a.c. - 2.5mA - 0.3W
○ HA4704X/127	as above - 127V a.c.

Items conform to BS EN 62094-1. The supporting frames cannot be set side by side

Item	BLANK PLATES
□ HD4949 ■ HC4949 ■ HS4949	1/2 module blank plate
□ HD4950 ■ HC4950 ■ HS4950	1 module blank plate
□ HD4951 ■ HC4951 ■ HS4951	2 modules blank plate
□ HD4953 ■ HC4953 ■ HS4953	standard output with hole, diameter 9 mm
□ HD4954 ■ HC4954 ■ HS4954	standard output diam. 9 mm with 2 terminals for small junctions
□ HD4955A45 ■ HC4955/45 ■ HS4955/45	45A flex outlet frontplate unfused Item conform to BS 5733

### Note on usage of the luminous supporting frame

- install the devices on the luminous supporting frame as on a standard supporting frame
- wire the luminous supporting frame and devices



# LED LAMPS




11255  
11256



H4743/230B

Item		LED LAMP FOR BACKLIGHT
○ H4743/230B		LED lamp - 230 Va.c. - BLUE
○ H4743/127B		LED lamp - 127 Va.c. - BLUE
○ H4743/12B		LED lamp - 12-24 Va.c. - BLUE
○ LN4743/230A		LED lamp - 230 Va.c. - AMBER
○ LN4743/127A		LED lamp - 127 Va.c. - AMBER
○ LN4743/12A		LED lamp - 12-24 Va.c. - AMBER
○ LN4743/230V		LED lamp - 230 Va.c. - GREEN
○ LN4743/127V		LED lamp - 127 Va.c. - GREEN
○ LN4743/12V		LED lamp - 12-24 Va.c. - GREEN
○ LN4743/230T		LED lamp - 230 Va.c. - WHITE
○ LN4743/127T		LED lamp - 127 Va.c. - WHITE
○ LN4743/12T		LED lamp - 12-24 Va.c. - WHITE
○ 11255		LED lamp - 230V a.c.
○ 11256		LED lamp for item HD-HC-HS4183



**TABLE OF DEVICES BACKLITABLE WITH LED ITEM 11255**

BS Switch socket outlets

HD4151 - HC4151 - HS4151

HD4151 - HC4152 - HS4152

HD4151 - HC4153 - HS4153

Switches	Two-way switches	Intermediate switches	Pushbuttons	Sockets with screw terminals	Sockets with screwless terminals
HD4001N - HD4001M2N	HD4003N - HD4003M2N	HD4004 - HD4004M2	HD4005N - HD4005M2N	HD4140	
HC4001N - HC4001M2N	HC4003N - HC4003M2N	HC4004 - HC4004/2	HC4005N - HC4005M2N	HC4140	
HS4001N - HS4001M2N	HS4003N - HS4003M2N	HS4004 - HS4004/2	HS4005N - HS4005M2N	HS4140	
				HD4140A16	
				HC4140/16	
				HS4140/16	
HD4051 - HD4051M2	HD4053 - HD4053M2	HD4054 - HD4054M2	HD4055 - HD4055M2	HD4141	HD4141W
HC4051 - HC4051/2	HC4053 - HC4053/2	HC4054 - HC4054/2	HC4055 - HC4055/2	HC4141	HC4141W
HS4051 - HS4051/2	HS4053 - HS4053/2	HS4054 - HS4054/2	HS4055 - HS4055/2	HS4141	HS4141W
HD4001AN - HD4001M2AN	HD4003AN - HD4003M2AN		HD4005AN - HD4005M2AN	H4140R	
HC4001AN - HC4001M2AN	HC4003AN - HC4003M2AN		HC4005AN - HC4005M2AN	H4140R	
HS4001AN - HS4001M2AN	HS4003AN - HS4003M2AN		HS4005AN - HS4005M2AN	H4140/16R	
HD4051A - HD4051M2A	HD4053A - HD4053M2A		HD4055A - HD4055M2A	H4141R	HD4141PW
HC4051A - HC4051M2A	HC4053A - HC4053M2A		HC4055A - HC4055M2A	H4141R	HC4141PW
HS4051A - HS4051M2A	HS4053A - HS4053M2A		HS4055A - HS4055M2A	HD4142AN	HS4141PW
				HC4142AN	
				HS4142AN	
				H4142R	

**NOTE:** see previous pages for LED insertion details

# ACCESSORIES



503CG



503EV




503DE



26603



box extension











PBD68

Tooth cutter

**NOTE:** PBD68 is an accessory used with the hollow milling cutter, diameter 68 mm, for the installation of BTicino boxes for plasterboard PB5... This disk creates a reduction which allows the box to be flush-mounted with the wall.

Item	ACCESSORY FOR HOLLOW MILLING CUTTER
○ PBD68	disk-type cutter for the installation of boxes in plasterboard

FLUSH-MOUNTING BOX ACCESSORIES	
○ 503CG	 protecting cover for flush-mounting box Item 503E - can be used during finishing plastering works
○ 503EV	 internal divider - material: resin - for boxes Item 503E new design
○ 503DE	 internal divider - material: resin - for boxes Item 504E
○ 503EC	 finishing cover for item 503E flush mounted box - to be sealed when using it as junction box - it can be painted
○ 503ED	 coupler for boxes 502E, 503E, 504E (horizontal and vertical) and box 506L (vertical only). Do not use with box extension.
○ 504EC	 cover as above for boxes item 504E
○ 506EC	 cover as above for boxes item 506E
○ 500/02A	 pair of 50 mm screws for Axolute AIR support frames

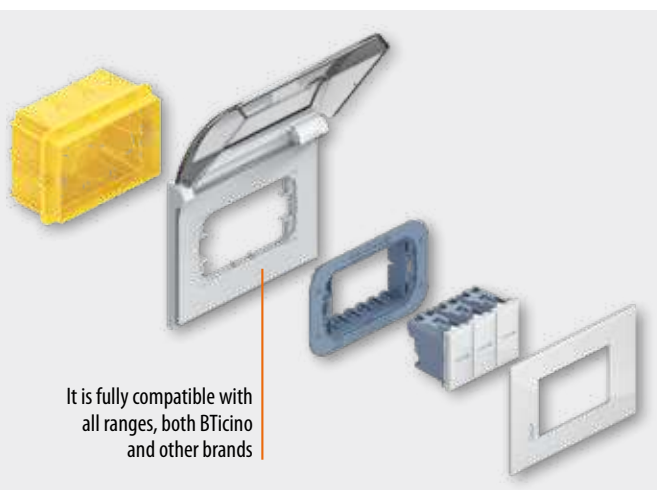
BOX EXTENSION	
○ 503ESE	adapter, for increasing the depth of 503E flush mounted boxes
○ 504ESE	adapter, for increasing the depth of 504E flush mounted boxes
○ 506LSE	adapter, for increasing the depth of 506L flush mounted boxes
○ 506ESE	adapter, for increasing the depth of 506E flush mounted boxes

These adapters may be used when installing the box. They make wiring easier in case of several cables inside the same box, or for particularly deep devices.

Item	ACCESSORY FOR COVER PLATES REMOVAL
○ H4802KY	 suction pads accessory for the removal of Axolute AIR cover plates

Item	IP44 UNIVERSAL COVER
○ 26603	 IP44 protection cover (guaranteed when closed). Ideal for installation where an IP44 protection degree is required. It is fully compatible with all ranges, both BTicino and other brands. It's made using high quality materials that ensure long-term resistance in all weather conditions. It can be installed on Italian standard 3-module flush mounted box. Size: H=11.6 mm - L=14.3 mm

## IP44 Universal cover



It is fully compatible with all ranges, both BTicino and other brands

# HOTEL OFFER RANGE

This page lists the devices specifically intended for hotel room services. The BTicino hotel room offer range, and in more general terms for the hotel sector, includes however many more devices that are also used in other sectors, and are therefore listed in various sections throughout this catalogue. Some of them are, for example:

- comfort devices = light, curtain, and scenario controls with dedicated symbols. Also, thermostats, and temperature probes with knobs
- audio and video devices = connectors for every need, and sound signalling devices
- safety devices = step lights, and emergency lamps



Item		<b>BADGE-HOLDER POCKET</b>
<input type="radio"/> H4549		key card switch for the power supply inside the hotel room - slot light with built-in lamp - 30 second switch-off delay - power supply 230 Va.c. - 2 modules - to be completed with front cover in the desired look
<input type="radio"/> H4548		key card switch for the power supply inside the hotel room with RFID technology recognition - slot light with built-in lamp - 30 second switch off delay - power supply 230 Va.c. - 2 modules - to be completed with front cover in the desired look
<input type="checkbox"/> HD4547 <input type="checkbox"/> HC4547 <input type="checkbox"/> HS4547		<b>FRONT COVERS FOR BADGE-HOLDER POCKETS</b> Front cover for traditional badge-holder pocket or SCS - 2 modules
<input type="radio"/> H4372V230H		<b>LAMPHOLDER FOR OFF-DOOR SIGNALLING</b> 230 V out-door lampholder with double optical signalling: do not disturb (DND) and make up room (MUR) – the 230 V LEDs are not interchangeable
<input type="checkbox"/> HD4177 <input type="checkbox"/> HC4177 <input type="checkbox"/> HS4177		<b>SHAVER SOCKETS</b> shaver socket with insulation transformer - input voltage 230 Vac @ 50/60 Hz - output voltage 115/230 Vac 20 VA
<input type="checkbox"/> HD4033 <input type="checkbox"/> HC4033 <input type="checkbox"/> HS4033		<b>CORD PUSHBUTTONS</b> cord pushbutton 1 P NO 10 A for bathroom alarm
<input type="checkbox"/> HD4285C1 <input type="checkbox"/> HC4285C1 <input type="checkbox"/> HS4285C1		<b>USB CHARGER</b> 5 Vdc type A USB charger to be used only for recharging electronic devices up to 750 mA like mobile phones, smartphones, tablets and similar - 230 Vac power supply
<input type="checkbox"/> HD4285C2 <input type="checkbox"/> HC4285C2 <input type="checkbox"/> HS4285C2		5 Vdc type A USB charger for quick charge of one single electronic device (mobile phones, smartphones, tablets or similar) up to 2400 mA or simultaneous charging of two devices up to 1200 mA - 110÷230 Vac 50÷60 Hz power supply

Item		<b>KEY COVER WITH SYMBOLS FOR AXIAL CONTROLS</b>
<input type="checkbox"/> HD4921BL <input type="checkbox"/> HC4921BL <input type="checkbox"/> HS4921BL		bed light
<input type="checkbox"/> HD4921M2BL <input type="checkbox"/> HC4921M2BL <input type="checkbox"/> HS4921M2BL		bed light - 2 modules
<input type="checkbox"/> HD4921DD <input type="checkbox"/> HC4921DD <input type="checkbox"/> HS4921DD		do not disturb
<input type="checkbox"/> HD4921MR <input type="checkbox"/> HC4921MR <input type="checkbox"/> HS4921MR		rearrange the room
<input type="checkbox"/> HD4915DD <input type="checkbox"/> HC4915DD <input type="checkbox"/> HS4915DD		<b>KEY COVERS WITH SYMBOLS FOR MY HOME CONTROL</b> key cover for rocker control devices with "do not disturb" symbol
<input type="checkbox"/> HD4915M2DD <input type="checkbox"/> HC4915M2DD <input type="checkbox"/> HS4915M2DD		"do not disturb" key covers , 2 modules
<input type="checkbox"/> HD4915MR <input type="checkbox"/> HC4915MR <input type="checkbox"/> HS4915MR		key cover with "rearrange the room" symbol
<input type="checkbox"/> HD4915BL <input type="checkbox"/> HC4915BL <input type="checkbox"/> HS4915BL		key cover with "room light" symbol
<input type="checkbox"/> HD4915M2BL <input type="checkbox"/> HC4915M2BL <input type="checkbox"/> HS4915M2BL		key cover as above - 2 modules
<input type="checkbox"/> HD4362 <input type="checkbox"/> HC4362 <input type="checkbox"/> HS4362		<b>DIMMER READING LAMP</b> It is installed at the bedhead giving directional lighting. It has a flexible arm so that the lighting arm can be directed. The brightness can be dimmed by pressing the integrated ON/OFF control for a long time. It can also be connected to a remote control and, if necessary, the integrated control can be disabled with a 30 sec. press. - LED lamp – 3W consumption – Luminous flux 110 lumen (equivalent to 15 W incandescence) – Life 40,000 hours – 1 module (flush-mounted).



## AXOLUTE MyHOME

### The advantages of the offer

Thanks to MyHOME technology, it is possible to design electric systems with new more advance performances in terms of comfort, safety, energy saving, audio/video communication, local or remote control.

AXOLUTE MyHOME is based on the use of one single system technology, the digital Bus, which can be applied in all residential solutions. The system can be expanded at any time and can be integrated with systems and devices with different communication protocols.

- Automation
- Burglar alarm
- Temperature control
- Sound system
- Consumption display and load control
- Local and remote control



App HOME + CONTROL



Home + Project



# INTEGRATION AND CONTROL DEVICES



344842



344844



346020



MYHOMESERVER1



3488

## Item **CLASSE 300EOS WITH NETATMO CONNECTED VIDEO INTERNAL UNIT**

**344842** 2 wires/Wi-Fi handsfree connected video internal unit with built-in Amazon Alexa voice assistant, 5" vertical touch screen LCD display and video door entry answering machine.

It has a physical key for door lock release and capacitive keys for the control of the main video door entry functions: handsfree communication, entrance panel activation /camera scrolling and Favourite key (can be configured to activate the quick actions most frequently used – e.g. additional door locks, staircase light control, intercom). There are notification LEDs for: Wi-Fi network connection status, info / notifications and call exclusion. It is possible to easily interact with the built-in Alexa voice assistant, either using the dedicated capacitive keys or with your voice, and activate several functions, such as the video door entry functions, Smart Home, scenarios, reminders etc. Using the touch display, it is possible to access the notification list, as well as your favourite door entry, security and Smart Home controls (if any). The Home Page contains Smart Home function panels that allow to simultaneously control all the lights, shutters and fancoils of the house or individual rooms, to manage the thermostats and display the energy consumption of the home. Possibility of voice communication with the switchboard - if present in the system - after a specific call. The device must be configured by physically connecting the configurators, or using the menu, which will give better possibilities of customisation of associated functions and texts. Thanks to the Wi-Fi connection, you can associate the video internal unit to the Home + Security App (available for Android and iOS). The App allows to use the main video internal unit functions (receiving calls, door lock release, display of the event timeline and activation of the entrance panel/camera cycling). With the Home + Security App, it is also possible to manage the products of the Netatmo security range (outdoor and indoor cameras, door and window sensors, indoor siren and smoke detector). This allows you to quickly and easily create a Smart security system. The installer can configure the MyHOME system using the Home + Project app. Users can manage their homes: remotely with the Home + Control App, using the display interface and with Alexa® and Google voice commands. Wall mounted installation using the supplied bracket Possibility of Wi-Fi connection or using RJ45 ethernet cable with the dedicated accessory 344844.

### ETHERNET ACCESSORY

**344844** accessory cable for the wired connection of the Classe 300EOS with Netatmo video internal unit using an RJ45 Ethernet cable. To be purchased separately.

### 2 DIN ADDITIONAL POWER SUPPLY

**346020** additional 2 DIN power supply to be used to supply the connected CLASSE 300EOS with Netatmo video internal unit (344842) locally, when required.

### APP:



Home + Control



Home + Security



NOTE:  White device

Anthracite device

Neutral item

## Item **HOMETOUCH - TOUCH SCREEN 7"**

3488W

3488



HOMETOUCH - Touch Screen 7" for the management of all MyHOME functions, that can be integrated with the video door entry system, to be used as connected internal unit. To use the home automation functions, configuration is not necessary. It is possible to display the MyHOME system status and control the integrated functions (lights, automation, scenarios, temperature management, Nuvo music system, ...). Thanks to the "DOOR ENTRY for HOMETOUCH" application, available both for Android and iOS operating systems, it is also possible to manage the video door entry functions of a BTicino 2 wires system using the 7" capacitive display or the Smartphone. Flush mounted installation with box for masonry walls (item 3487) or wall mounted installation with the supplied metal bracket. Available in tech grey and in white.

### BOX FOR FLUSH MOUNTED INSTALLATION

3487



Box for flush mounted installation of the HOMETOUCH Touch screen item 3488 and 3488W. Width 197 mm, height 148 mm and depth 53 mm.

3487AP



support for flush mounted installation on plasterboard walls of the HOMETOUCH Touch screen item 3488 and 3488W.

### CONTROL SERVER USING THE APP

MYHOMESERVER1



server to associate devices during the system starting-up through the HOME + PROJECT app and for the local and remote management of the functions by the user with the specific HOME+CONTROL application for Android and iOS smartphones or tablets.

### MyHOMEserver1 KIT

MHSEVERKIT

kit containing MyHOMEserver1 and Access Point for communication between the MyHOME system to which it is connected, and a smartphone or tablet where the HOME+CONTROL App is installed.

**Note:** For the details of the products managed by MyHOME and the compatible products, see the corresponding guide.

### DRIVER MANAGER

F459



integration platform with other brand systems - 6 DIN modules

Contact BTicino for a quote for an available driver or to request new integrations.

# INTEGRATION AND CONTROL DEVICES



KG8013



K8003



KG8103

Item		<b>VOICE CONTROL</b>
<input type="checkbox"/> KW8013 <input checked="" type="checkbox"/> KG8013 <input type="checkbox"/> KM8013		Amazon Alexa digital control device with voice assistant, including two capacitive controls for lighting management. 27 Vd.c. power supply from BUS through connection module item KW8001 or additional power supply unit, item K8003- 3 modules

		<b>POWER SUPPLY</b>
<input checked="" type="radio"/> K8003		voice control additional power supply unit, item KW/KG/KM8013 - 2 modules

		<b>SUPPORTS</b>
<input checked="" type="radio"/> K8102		support for the installation of the electrified frame item .....8102P1 in 2 module box
<input checked="" type="radio"/> K4703		3-module support supplied with protective shell and fixing screws

Item		<b>ELECTRIFIED FRAME</b>
<input type="checkbox"/> KW8102P1 <input checked="" type="checkbox"/> KG8102P1 <input type="checkbox"/> KM8102P1		electrified frame with intermediate control separators (removable). For the installation of up to 3 digital controls or covers, item KW/KG/KM8100 in 2-module box with support K8102
<input type="checkbox"/> KW8103 <input checked="" type="checkbox"/> KG8103 <input type="checkbox"/> KM8103		electrified frame with intermediate control separators (removable). For the installation of up to 3 digital controls or covers, item KW/KG/KM8100 in 3-module box with support K4703
<input type="checkbox"/> KW8103P1 <input checked="" type="checkbox"/> KG8103P1 <input type="checkbox"/> KM8103P1		electrified frame with intermediate control separators (removable). For the installation of up to 4 digital controls or covers, item KW/KG/KM8100 in 3-module box with support K4703
<input type="checkbox"/> KW8104 <input checked="" type="checkbox"/> KG8104 <input type="checkbox"/> KM8104		electrified frame with intermediate control separators (removable). For the installation of up to 4 digital controls or covers, item KW/KG/KM8100 in 4-module box with support K4704
<input type="checkbox"/> KW8104P1 <input checked="" type="checkbox"/> KG8104P1 <input type="checkbox"/> KM8104P1		electrified frame with intermediate control separators (removable). For the installation of up to 5 digital controls or covers, item KW/KG/KM8100 in 4-module box with support K4704

# LIGHTS AND SHUTTERS AUTOMATION



H4651M2    H4652    H4652/2    H4652/3

Item		<b>CONTROL FOR SPECIAL FUNCTIONS</b>
<input type="radio"/> H4651M2		Special control – can drive an actuator performing all the standard functions of a control and in addition some special functions: activation of 4 scenarios saved in module item F420, timings, activation of an actuator installed on a different bus than the control, selection of the fixed adjustment level and the dimmer soft-start and soft-stop speed, sound system, door lock switching on control, call to the floor and switching on staircase light control and management of auxiliary channels. To be completed with 1 or 2-module key covers with one or two functions - 2 modules
<input type="radio"/> H4652		8-KEY control for light management, shutter automation, sound system and scenarios - SCS-BUS connection - sizes: 2 modules
<input type="radio"/> 3541		A5 sheets for the customisation of the control symbols item H4652 and LN4652. The sheets can be customised using the tool found in the MyHOME_Suite configuration software.
<input type="radio"/> 3542		as above - white

		<b>CONTROLS FOR SINGLE OR DOUBLE LOADS</b>
<input type="radio"/> H4652/2		control which can drive a single actuator for single or double loads or two actuators for single loads or independent double loads – to be completed with 1 2-module key cover for controls with one or two functions or 2 1-module key covers with one or two functions - 2 modules
<input type="radio"/> H4652/3		control which can drive three actuators for single or double loads or two actuators for single loads or independent double loads – to be completed with 3 1-module key covers for controls with one or two functions - 3 modules

		<b>CONTROL FOR SHUTTER MANAGEMENT</b>
<input type="radio"/> H4660M2		2 module flush mounted control with reduced thickness with 3 pushbuttons. In addition to the UP/DOWN monostable and bistable functions, the device sets the shutter to a stored position (PRESET) - designed to only work with the specific shutter management advanced actuators, H4661M2 and F401

		<b>HOME-AUTOMATION HINGE</b>
<input type="radio"/> 4911TDM		<b>Livinglight</b> accessory for the installation of 2-module key covers on devices installed in 503E box

		<b>SCENARIO CONTROL</b>
<input type="checkbox"/> H4680		Customisable scenario control for the activation of up to 4 Automation, Temperature Control and Sound System independent scenarios saved in the F420 scenario module - 2 modules.
<input type="checkbox"/> HC4680		
<input type="checkbox"/> HS680		



HD4657M3

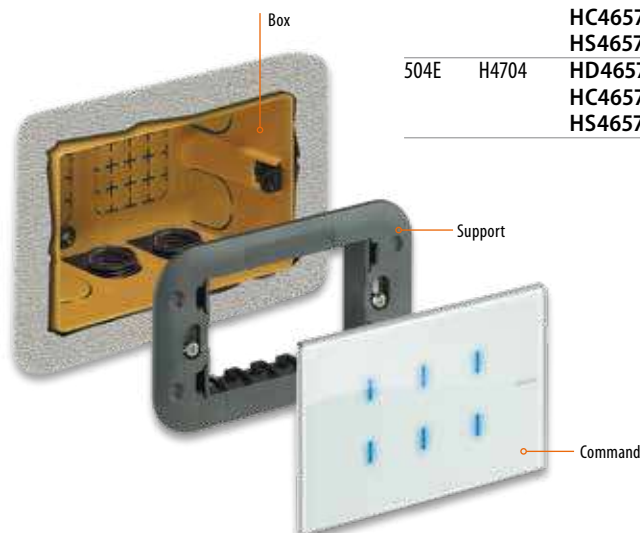


HS4657M3

Item		<b>GLASS DIGITAL CONTROLS</b>
		MyHOME control which can control single loads or group loads (e.g. lights and shutters), sound system, scenario, basic door entry functions (e.g. gate opening). The configuration can take place in two different ways: physical (putting the physical configurators in their sockets) or virtual (the control can be configured remotely). It has capacitive keys, which are touch activated. They can be identified by LED with light of adjustable intensity.
		<b>WHITE GLASS</b>
<input type="checkbox"/> HD4657M3		6-key control– size: 3 modules
<input type="checkbox"/> HD4657M4		8-key control– size: 4 modules
		<b>WHICE</b>
<input type="checkbox"/> HC4657M3		6-key control– size: 3 modules
<input type="checkbox"/> HC4657M4		8-key control– size: 4 modules
		<b>NIGHTER</b>
<input type="checkbox"/> HS4657M3		6-key control– size: 3 modules
<input type="checkbox"/> HS4657M4		8-key control– size: 4 modules

**NOTE:** for white glass controls check contact your local BTicino commercial representative for availability

INSTALLATION OF THE GLASS DIGITAL CONTROL	Box	Support	Control
	503E	H4703	HD4657M3 HC4657M3 HS4657M3
	504E	H4704	HD4657M4 HC4657M4 HS4657M4



# LIGHTS AND SHUTTER AUTOMATION - TEMPERATURE CONTROL - LOAD MANAGEMENT AND CONSUMPTION DISPLAY



HD4658



HD4659



H4672M2



H4691



HS4693



HS4672N

Item

- HD4658
- HC4658
- HS4658



## PIR+US DOUBLE TECHNOLOGY GREEN SWITCH

Green Switch: double technology presence sensor, passive IR and ultrasound (PIR+US), suitable for the detection of presence in working areas (offices, meeting rooms). With manual ON/OFF pushbutton. Operating mode (automatic or manual), time delay (5 s to 59 min), and brightness threshold (20 to 1275 LUX) settable using the advanced/basic (BMS04001/BMS04003) configuration remote control; physical or virtual configuration. 2 modules

- HD4659
- HC4659
- HS4659



## PIR PASSIVE INFRARED GREEN SWITCH

Green Switch: passive IR (PIR) sensor, suitable for the detection of presence in transit areas (corridors, toilets, service rooms). Operating mode (automatic or manual), time delay (5 s to 59min), and brightness threshold (20 to 1275 LUX) settable using the advanced/basic (BMS04001/BMS04003) configuration remote control; physical or virtual configuration. 2 modules

- H4672M2



## FLUSH MOUNTED ACTUATORS

actuator/control with 2 independent relays - for single, double or mixed loads: 1380 W resistive, 1380 W incandescence lamps, 460 W for reducer motors, 460 VA  $\cos\phi$  0.5 for ferromagnetic transformers and 250 W for fluorescent lamps - logic relay interlock via configuration. The device can be also configured to manage a remote actuator - 2 modules.

- H4661M2



## ACTUATORS FOR SHUTTER MANAGEMENT

2 module flush mounted actuator with 2 internal relays and 4 pushbuttons. In addition to monostable and bistable UP/DOWN operation, the actuator also places the shutter in a stored (PRESET) position - to be combined with control devices H4660M2

Item

- H4691



## TEMPERATURE PROBE WITH DISPLAY

flush mounted device with backlit display. It can be used to control the temperature of an individual zone, irrespective of a temperature control central unit being installed as part of the system or not. It has a temperature probe and an input for the connection of a contact line (e.g. window contact). It can be used for the management of different types of systems, and the adjustment of the fan speed when fan coils are used. Possibility of automatic operation (summer/winter) with compatible systems. bus SCS connection - 2 modules.

## PROBES

- HD4693
- HC4693
- HS4693



probe to control the room temperature for heating and cooling systems - temperature measurement range 3-40 °C - 2 modules

## LOAD CONTROL MANAGEMENT

- HD4672N
- HC4672N
- HS4672N



1 relay actuator - 10 A for incandescence lamps and 4 A for fluorescent lamps or ferromagnetic transformers, and 500 W for compact fluorescent and LED lamps for the Automation and/or Load control management functions. Pushbutton for forced load operation - flush mounted version - 2 modules

## CONSUMPTION DISPLAY

- H4710



Energy Display. Device with 1.6" display, for the display of the energy consumption data (obtained from item F520, F521, 3522N), and for the control of the actuators of the Energy Management system item F522 and item F523 - 2 modules

# KEY COVERS

## 1-FUNCTION SILK-SCREEN PRINTED KEY COVERS



## 2-FUNCTION SILK-SCREEN PRINTED KEY COVERS



### SILK-SCREEN PRINTED KEY COVERS WITH SYMBOLS - 1 FUNCTION

Description	1 module		2 modules	
		Item		Item
OFF	<input type="checkbox"/>	HD4915AA		HD4915M2AA
	<input type="checkbox"/>	HC4915AA		HC4915/2AA
	<input type="checkbox"/>	HS4915AA		HS4915/2AA
ON	<input type="checkbox"/>	HD4915AB		HD4915M2AB
	<input type="checkbox"/>	HC4915AB		HC4915/2AB
	<input type="checkbox"/>	HS4915AB		HS4915/2AB
GEN	<input type="checkbox"/>	HD4915AC		HD4915M2AC
	<input type="checkbox"/>	HC4915AC		HC4915/2AC
	<input type="checkbox"/>	HS4915AC		HS4915/2AC
DIMMER	<input type="checkbox"/>	HD4915AD		HD4915M2AD
	<input type="checkbox"/>	HC4915AD		HC4915/2AD
	<input type="checkbox"/>	HS4915AD		HS4915/2AD
STOP	<input type="checkbox"/>	HD4915AE		—
	<input type="checkbox"/>	HC4915AE		—
	<input type="checkbox"/>	HS4915AE		—
LIGHT	<input type="checkbox"/>	HD4915BA		HD4915M2BA
	<input type="checkbox"/>	HC4915BA		HC4915/2BA
	<input type="checkbox"/>	HS4915BA		HS4915/2BA
STAIRCASE LIGHT	<input type="checkbox"/>	—		—
	<input type="checkbox"/>	—		—
	<input type="checkbox"/>	—		—
BED LIGHT	<input type="checkbox"/>	HD4915BL		HD4915M2BL
	<input type="checkbox"/>	HC4915BL		HC4915M2BL
	<input type="checkbox"/>	HS4915BL		HS4915M2BL
BELL	<input type="checkbox"/>	HD4915BB		HD4915M2BB
	<input type="checkbox"/>	HC4915BB		HC4915/2BB
	<input type="checkbox"/>	HS4915BB		HS4915/2BB
EXHAUST FAN	<input type="checkbox"/>	HD4915BC		HD4915M2BC
	<input type="checkbox"/>	HC4915BC		HC4915/2BC
	<input type="checkbox"/>	HS4915BC		HS4915/2BC
KEY	<input type="checkbox"/>	HD4915BD		
	<input type="checkbox"/>	HC4915BD		
	<input type="checkbox"/>	HS4915BD		
DO NOT DISTURB	<input type="checkbox"/>	HD4915DD		HD4915M2DD
	<input type="checkbox"/>	HC4915DD		HC4915M2DD
	<input type="checkbox"/>	HS4915DD		HS4915M2DD
DOORBELL	<input type="checkbox"/>	—		—
	<input type="checkbox"/>	—		—
	<input type="checkbox"/>	—		—
MAKE UP THE ROOM	<input type="checkbox"/>	HD4915MR		—
	<input type="checkbox"/>	HC4915MR		—
	<input type="checkbox"/>	HS4915MR		—

### SILK-SCREEN PRINTED KEY COVERS WITH SYMBOLS - 2 FUNCTIONS

Description	1 module		2 modules	
		Item		Item
ON - OFF - GEN	<input type="checkbox"/>	HD4911AF		HD4911M2AF
	<input type="checkbox"/>	HC4911AF		HC4911/2AF
	<input type="checkbox"/>	HS4911AF		HS4911/2AF
ON - OFF	<input type="checkbox"/>	HD4911AG		HD4911M2AG
	<input type="checkbox"/>	HC4911AG		HC4911/2AG
	<input type="checkbox"/>	HS4911AG		HS4911/2AG
UP - DOWN	<input type="checkbox"/>	HD4911AH		HD4911M2AH
	<input type="checkbox"/>	HC4911AH		HC4911/2AH
	<input type="checkbox"/>	HS4911AH		HS4911/2AH
ON - OFF ADJUSTMENT	<input type="checkbox"/>	HD4911AI		HD4911M2AI
	<input type="checkbox"/>	HC4911AI		HC4911/2AI
	<input type="checkbox"/>	HS4911AI		HS4911/2AI
LIGHT	<input type="checkbox"/>	HD4911BA		HD4911M2BA
	<input type="checkbox"/>	HC4911BA		HC4911/2BA
	<input type="checkbox"/>	HS4911BA		HS4911/2BA
EXHAUST FAN	<input type="checkbox"/>	HD4911BC		HD4911M2BC
	<input type="checkbox"/>	HC4911BC		HC4911/2BC
	<input type="checkbox"/>	HS4911BC		HS4911/2BC
TREBLE CLEF	<input type="checkbox"/>	HD4911BE		—
	<input type="checkbox"/>	HC4911BE		—
	<input type="checkbox"/>	HS4911BE		—
+ up and - down	<input type="checkbox"/>	HD4911AD		—
	<input type="checkbox"/>	HC4911AD		—
	<input type="checkbox"/>	HS4911AD		—

### NON-SILK-SCREEN PRINTED KEY COVERS - 1 FUNCTION

	1 module		2 modules	
		Item		Item
<input type="checkbox"/>	HD4915		HD4915M2	
<input type="checkbox"/>	HC4915		HC4915/2	
<input type="checkbox"/>	HS4915		HS4915/2	

### NON-SILK-SCREEN PRINTED KEY COVERS - 2 FUNCTIONS

	1 module		2 modules	
		Item		Item
<input type="checkbox"/>	HD4911		HD4911M2	
<input type="checkbox"/>	HC4911		HC4911/2	
<input type="checkbox"/>	HS4911		HS4911/2	

# LIGHTING SENSORS AND VARIOUS DEVICES



BMSE3001



BMSE3003



BMSO4003



0 882 40



F428

Item	LIGHTING/MOVEMENT SENSORS	
○ BMSE3001		Passive infrared SCS sensor for the detection of movement and the lighting level. Ceiling flush mounted installation using springs or installation boxes; IP20 protection index; RJ45 clamp connection; 8 m (50 m <sup>2</sup> ) diameter coverage area for a 2.5 m installation height, maximum installation height 6 m; 27 V d.c. power supply from bus, absorption 12 mA; regulation with basic/advanced remote control (item BMSO4003 and gateway item 0 882 40) or through configuration software, of the lighting level, from 5 to 1275 LUX, of the time delay, from 30 s to 255 h, and of the main operating parameters; Push&Learn pushbutton
○ BMSE3003		double technology SCS sensor: passive infrared for the detection of presence and the lighting level. Ceiling flush mounted installation using springs; IP20 protection index; RJ45 clamp connection; 8 m diameter (50 m <sup>2</sup> ) infrared coverage area for a 2.5 m installation height, 11 mm diameter (95 m <sup>2</sup> ) ultrasound coverage area for a 2.5 m installation height, maximum installation height 6 m; 27 V d.c. power supply from BUS, absorption 17 mA; regulation with basic/advanced remote control (item BMSO4003 and gateway item 0 882 40), or through configuration software, of the lighting level, from 5 to 1275 LUX, of the delay, from 30 s to 255 h, and of the main operating parameters; Push&Learn pushbutton

Item	CONFIGURATION GATEWAY
○ 0 882 40	<p>The gateway allows the programming and adjustment of the operating parameters of the various sensors: KNX, Lighting management and SCS. It allows to adjust the time settings, the brightness threshold and the detection sensitivity. It is possible to store, share, and prepare all product settings before going on site, and also to duplicate the parameters of a device to replicate them on another one. Using the NFC and IR communication protocols, with this configuration gateway the products can be configured before, during and after installation.</p> <p>The available functions are:</p> <ul style="list-style-type: none"> <li>- Product configuration in IR and NFC mode</li> <li>- Quick access to the product technical documentation</li> <li>- Saving and sharing the configuration parameters</li> <li>- Copy-paste of a configuration from one product to another</li> <li>- Diagnostic support</li> <li>- Adaptation of the brightness measurement of the detectors to their respective environments</li> <li>- Simple configuration of Legrand DALI detectors</li> <li>- Comparison of product parameters with the source file</li> <li>- Display of BAES block data (default settings, time of last autonomy)</li> <li>- Addressing of BAES blocks (for addressable systems)</li> </ul> <p>Assigning of the number of BAES blocks (evacuation warning light). The smartphone must be connected to the gateway via the 'BLUETOOTH' protocol, while the gateway communicates with the sensors using IR (infrared) technology. The gateway works with the "Legrand Close Up" App, available on the Android (Playstore) and iOS (Apple Store) platforms.</p>

## CONFIGURATION REMOTE CONTROLS

○ BMSO4003	the basic configuration remote control, with IR transmitter, adjusts the main operating parameters of: Switch Sensor, Green Switch and SCS compatible sensors. Modification of parameters only possible for preset values, battery recharge not available
------------	---

## FEATURES OF THE LIGHTING/MOVEMENT SENSORS

SCS SENSORS	BMSE3001	BMSE3003
Installation	ceiling flush mounted	
Type of operation	AUTO/ECO/WALKTHROUGH	
Sensor technology	PIR	PIR+US
Power supply	27 V d.c. from Bus	
Protection index	IP20	
Coverage area at 2.5 m	Ø 8 m	Ø 11 m
Coverage angles (v/h)	90/360°	
Lighting level	5 lux - 1275 lux	
Switching off delay	30 s - 255 h 59 min 59 sec	
Factory adjustments	300 lux - 15 min	
Connection type	RJ45 connector	

## CONTACT INTERFACE

○ 3477		basic module control interface with 2 independent contacts for the control of 2 actuators for single function loads, or 1 actuator for double function loads (shutters) – the inputs accepts two traditional switches or pushbuttons with NO and NC contact, or a traditional two-way switch, or interlocked pushbuttons
○ F428		as above - 2 DIN modules

## MEMORY MODULE

○ F425		module for saving the status of the actuators - to reset the light Automation system in case of blackout - 2 lowered DIN modules
--------	--	--

# LIGHTS AND SHUTTERS AUTOMATION



3476



F401



F411/1NC



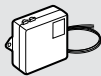
F411U2





F411/4



BMSW1003


Item **BASIC MODULE ACTUATOR**  
 ○ 3476  1 relay actuator - for single loads: 2 A resistive or incandescence lamps, 2 A cosφ 0.5 for ferromagnetic transformers - a traditional pushbutton with NO contact accepted in input

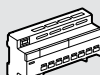
○ F401  **ACTUATORS FOR SHUTTER MANAGEMENT**  
 2-DIN actuator with 2 internal relays and 3 pushbuttons. In addition to monostable and bistable UP/DOWN operation, the actuator also places the shutter in a stored (PRESET) position - to be combined with control devices item H/LN4660M2, item AM5860M2



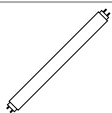

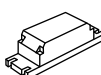

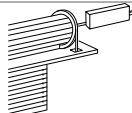
○ F411/1NC  **ACTUATOR FOR CENTRALISATIONS**  
 actuator with 1 two-way NC relay for single loads 16 A resistive, 10 A for incandescence lamps and 4 A for fluorescent lamps. On switching on the device always has the contact closed (ON status) and the contact is opened with an OFF command. In this way there would be no voltage from the BUS, the device would remain in the ON state, keeping the load on - 2 DIN modules

Item **ACTUATORS FOR CENTRALISATIONS**  
 ○ F411U2 actuator with 2 independent relays - for single and double loads: 10 A resistive, 460 W for reducer motors, cosφ 0.5 for ferromagnetic transformers and 500 W for fluorescent lamps - logic relay interlock via configuration - it has "Zero crossing" technology - 2 DIN modules


○ F411/4 actuator with 4 independent relays - for single, double or mixed loads: 2 A resistive, 2 A incandescence lamps, 460 W for reducer motors, 2 A cosφ 0,5 for ferromagnetic transformers and 70 W for fluorescent lamps - logic relay interlock via configuration - 2 DIN modules

○ BMSW1003  ON/OFF actuator, 4 independent outputs with maximum load 16 A at 230 Va.c., clamp connection and RJ45, IP20 protection index, power supply 100/240 Va.c. 50/60 Hz, pushbuttons for load direct control - zero-crossing function - 6 DIN modules


○ BMSW1005  ON/OFF actuator, "Zero Crossing" technology, 8 independent outputs with maximum load 16 A at 230 V a.c., clamp connection, IP20 protection index, power supply 100/240 V a.c. 50/60 Hz, pushbuttons for load direct control - 10 DIN modules

LOADS THAT CAN BE DRIVEN (230 Va.c. 50/60 Hz)							
Actuators	Type						
							
	Energy saving incandescence and halogen lamps	LED lamps	Linear fluorescent lamps <sup>1)</sup>	Compact fluorescent lamps	Electronic transformers <sup>3)</sup>	Ferromagnetic transformers <sup>2) 3)</sup>	Reducer motors for shutters <sup>4)</sup>
<b>3476</b>	2 A 460 W	40 W Max 1 lamp	-	40 W Max 1 lamp	-	2 A cosφ 0,5 460 VA	-
<b>F401</b>	-	-	-	-	-	-	2 A 250 Va.c.
<b>F411/1NC</b>	10 A 2300 W	500 W Max 10 lamps	4 A 920 W	500 W Max 10 lamps	4 A 920 W	4 A cosφ 0,5 920 VA	-
<b>F411U2</b>	10 A 2300 W	500 W	4 A 920 W	500 W	920 W	4 A cosφ 0,5 920 VA	2 A 460 W
<b>F411/4</b>	2 A 460 W	70 W Max 2 lamps	0.3 A 70 W	70 W Max 2 lamps	0.3 A 70 W	2 A cosφ 0,5 460 VA	2 A 460 W
<b>BMSW1003</b>	16 A 3680 W	2.1 A 500 VA	10 X (2 X 36 W) 4.3 A	1150 W 5 A	16 A 3680 W	16 A 3680 W	-
<b>BMSW1005</b>	16 A 3680 W	2.1 A 500 VA	4.3 A 10X2X36 W	5 A 1150 VA	16 A 3680 W	16 A 3680 W	-

**Notes:**

- 1) Power factor corrected fluorescent lamps, discharge lamps.
- 2) Account must be taken of the transformer yield to calculate the effective power of the load connected to the actuator. For example if a dimmer is connected to a 100 VA ferromagnetic transformer with yield 0.8, the effective power of the load will be 125 VA.
- 3) The transformer must be loaded at its rated power and however never less than 90% of this power. It is preferable to use a single transformer rather than several transformers in parallel. For example it is better to use a single 250 VA transformer with 5 50W spotlights connected rather than use 5 50 VA transformers in parallel each with a 50 W spotlight.
- 4) The  symbol on the actuators refers to the shutter reducer motors.

# LIGHTS AND SHUTTERS AUTOMATION



Item	<b>DIMMERS FOR CENTRALISATIONS</b>	
○ F413N		1-output dimmer to supply fluorescent lamps or LED sources with input 1-10 V for single loads up to 2.5 A at 230 Va.c. – type of screw connection - power supply 27 Vd.c. – absorption 30 mA – max 10 ballast that can be connected (clamps 1-2) - with pushbutton for load direct control - version for fastening on DIN rail - 2 modules
○ BMD11002		1/10V dimmer, “Zero Crossing” technology, 4 outputs with maximum load 4.3 A at 230 V a.c., clamp connection, IP20 protection index, power supply 100/240 V a.c. 50/60 Hz, pushbuttons for load direct control - 10 DIN modules
○ F429		DALI dimmer with 8 independent outputs for the connection of up to 16 DALI reactors for each output – 230 V a.c. power supply 50/60 Hz; 110 - 240 Vd.c. – absorption 5 mA - with pushbutton for load direct control - version for fastening on DIN rail - 6 modules

Item	<b>MULTI-LOAD DIMMERS FOR CENTRALISATIONS</b>	
○ F416U1		Multi-load dimmer, 1 output with maximum load 4.3 A at 230 Va.c., clamp connection and RJ45, IP20 protection index, power supply 100/240 Va.c. 50/60 Hz, pushbutton for load direct control - 6 DIN modules
○ F418U2		two-channel dimmer for the management of dimmer LEDs, dimmer compact fluorescent lamps (CFL), energy saving halogen lamps and electronic transformers at 110-230V. Possibility of parallelisation of the two channels to increase the maximum power which can be managed. power supply 27 Vd.c., absorption 18 mA - version for fastening on DIN rail - 4 modules

LOADS THAT CAN BE DRIVEN (230 Va.c. 50/60 HZ)							
Actuators	Type						
	Energy saving incandescence and halogen lamps	LED lamps	Linear fluorescent lamps <sup>1)</sup>	Compact fluorescent lamps	Electronic transformers <sup>3)</sup>	Ferromagnetic transformers <sup>2) 3)</sup>	Reducer motors for shutters <sup>4)</sup>
<b>BMD11002</b>	Dimmer for ballast - 4 x 4.3 A outputs - 4x 1000VA@ 230 Vac - 4x500VA@ 230 Vac						
<b>F413N</b>	-	-	2 A 460 W <sup>5)</sup> Max 10 ballast, type T5, T8, compact or driver for LED	-	-	-	-
<b>F416U1</b>	4.3 A 40 - 1000 W	-	-	-	4.3 A 40 - 1000 W	4.3 A 40 - 1000 W	-
<b>F418U2</b>	2x300 W	2x300 VA	-	2x300 VA	2x300 VA	2x300 VA	-
<b>F429</b>	SCS/DALI dimmer interface - 8 x16 ballast						

**Notes:**

- 1) Power factor corrected fluorescent lamps, discharge lamps. 2) Account must be taken of the transformer yield to calculate the effective power of the load connected to the actuator. For example if a dimmer is connected to a 100 VA ferromagnetic transformer with yield 0.8, the effective power of the load will be 125 VA.
- 3) The transformer must be loaded at its rated power and however never less than 90% of this power. It is preferable to use a single transformer rather than several transformers in parallel. For example it is better to use a single 250 VA transformer with 5 50W spotlights connected rather than use 5 50 VA transformers in parallel each with a 50 W spotlight.
- 4) The symbol on the actuators refers to the shutter reducer motors. 5) Only compatible with lamps with 1/10 V ballast.

# TEMPERATURE CONTROL - ENERGY MANAGEMENT AND CONSUMPTION DISPLAY



F430R8



F430R3V10



F430V10



3454



3523



F521



F522



F523



F524



3522N

Item		<b>ACTUATORS FOR VALVE CONTROL</b>
○ F430/2		actuator with 2 independent relays – for single and double loads: 6 A resistive, 2A motor driven valves and pumps - configuration based logic relay interlock - 2 DIN modules
○ F430/4		actuator with 4 independent relays - for single, double or mixed loads: 4 A resistive, 1 A motor driven valves, pumps and fan coils - configuration based logic relay interlock - 2 DIN modules
○ F430R8		actuator with 8 independent relays for the control of on-off valves, motorised valves (open-close and three points), pumps and fan coils with 2 and 4 tubes - 4A resistive, 1A motor valves, pumps and fan-coils- SCS-bus connection - 4 DIN modules
○ F430R3V10		actuator with 3 independent relays and 2 x 0-10 Volts outputs for the control of fan coils with 2 and 4 tubes with proportional 0-10 Volt valves - 4A resistive, 1A fan coil - SCS-BUS connection - 4 DIN modules
○ F430V10		actuator with 2 x 0-10 Volt outputs for the control of 0-10 proportional valves - SCS-BUS connection - 2 DIN modules

		<b>TEMPERATURE PROBE WITHOUT DISPLAY</b>
○ 3454		Temperature probe in basic module with wired sensor - to be associated to the temperature sensor item 3457 and Vantage probe item 8051

		<b>ACCESSORIES</b>
○ 3457		Temperature probe to be associated to the probe item 3454

		<b>IP DATA CONCENTRATOR - ENERGY DATA LOGGER</b>
○ F524		Device for the central management of energy consumption data collected using F520 toroid meters, F521 load control central unit or 3522N pulse counter interface. The data can be displayed using appropriate integrated web pages, connecting the device to a network through the Ethernet port. It gives the possibility of configuring several tariffs, and to download line data, perform sums and subtraction, as well as multiplications by a factor. The device has a microSD slot for the backup of the recorded data and OPENWebNet controls for the display of consumptions. Version for fastening on DIN rails - 1 module - Power supply from BUS 27V

Item		<b>CONSUMPTION DISPLAY</b>
○ F520		meter for the measurement of electricity on a maximum of 3 lines, by connecting 3 toroids to the appropriate inputs. The data collected and processed can be seen using the Home+Control app. Version for fastening on DIN rail - 1 module. The device is fitted with 1 toroid.
○ 3523		Additional electricity meter toroid, item F520 and for actuator with sensor, item F522 for the measurement of the earth leakage current. Cable length 400 mm.
○ 3522N		Pulse counter interface for the detection of data from meters (water, gas, etc.) with pulse output. The measured values are visible using the Home+Control app. Basic module execution for hidden installation. Power supply from bus 27 V.

		<b>LOAD CONTROL MANAGEMENT</b>
○ F521		central unit for the management and control of the actuators of the load control system, to prevent the risk of detachment of the limiter of the electricity supplier. The central unit manages up to 63 loads, a contract power between 1.5 and 18 kW, and tolerance up to +/- 20%. It integrates an electricity meter for the controlled line. Version for fastening on DIN rail - 1 module. The device is fitted with 1 toroid.
○ F522		actuator with integrated current sensor for the measurement of the controlled load consumptions. 1 relay - 10 A for incandescence lamps and 4 A for fluorescent lamps or ferromagnetic transformers, and 500 for compact fluorescent and LED lamps - Bistable relay with zero crossing for the Automation and/or Load control management functions. Version for fastening on DIN rail - 1 module. Earth leakage control by connecting the additional toroid, item 3523.
○ F523		1 relay actuator - for incandescence lamps and 4 A for fluorescent lamps or ferromagnetic transformers, and 500 W for compact fluorescent and LED lamps - bistable relay with zero crossing for the Automation and/or Load control management functions. Version for fastening on DIN rail - 1 module.

# COMMON ACCESSORIES AND DEVICES



E56





E49








L4669  
L4669/500  
L4669HF








336904

Item		<b>POWER SUPPLIES</b>
○ E56		power supply with input voltage 110 – 240 Vac @ 50 – 60 Hz. The output provides two power supplies in very low safety voltage (one of 27V d.c 1.2A on the SCS terminals, one of 28,5V d.c. on terminal 1 - 2) to be used alternately and NOT at the same time. It can also be used as additional power supply (1 - 2 output) for the local power supply of the automation devices (in this case it is not possible to use other outputs). The device is electronically protected against overload and short circuit. It is a SELV double insulation safety device - Size 6 DIN modules.
○ E49		compact power supply - input 230 Va.c. - output 27 Vd.c. - maximum current delivered 600 mA - 2 DIN modules

		<b>SCENARIO MODULE</b>
○ F420		device to save 16 scenarios for the Automation, Sound system, Temperature control and Video door entry applications - 2 DIN modules

		<b>VARIOUS ACCESSORIES</b>
○ 3515		spare removable clamp
○ 3508BUS		removable clamp for BUS connection - width 3.81 mm
○ 3508U2		removable clamp 2 poles
○ 3508U3		removable clamp 3 poles

Item		<b>GUARANTEE EXTENSION VOUCHERS</b>
○ MHBASIC5A		voucher for the guarantee extension for up to 5 years for Light and Automation, Energy management, Sound and NUVO, Video door entry and Remote control systems
○ MHPLUS5A		voucher for the guarantee extension as above, but also valid for Temperature control and MyHome_screen 3.5 touch screen devices
○ MHFULL5A		voucher for the guarantee extension as above, but also valid for MyHome_screen 10 touch screen devices

		<b>CONNECTION CABLES</b>
○ L4669		sheathed pair made up of 2 flexible wires with unshielded plaited sheath - insulation 300/500 V - complies with standards CEI 46-5 and CEI 20-20 - coil length 100 metres
○ L4669/500		as above - in 500 m coils
○ L4669KM1		as above - reel length 1000 m (1)
○ 336905		as above - low toxicity cable without halogens - ideal for application in environments where fire hazard safety is critical - coil length 200 metres
○ 336904		specific cable with 2 twisted conductors. It can be installed in underground piping, in accordance with standards (CEI 20-13 and CEI 20-14). It ensures the best performance in video systems (higher distance between EP and Handset when compared with other cables). 200 m coil

System	Cable	
	L4669 L4669/500 L4669KM1 336905	336904
Automation	●	●(1)
Energy Management/Consumption Display	●	●(1)
Temperature control	●	●(1)
Video door entry system		●

NOTE (1): for systems underground cable sections

# HOTEL OFFER RANGE

These pages contain the BUS devices dedicated to the implementation of solutions for hotels comfort and temperature control. The offer includes many other types of devices common to other applications. For more information see the Hotel Room Management section.

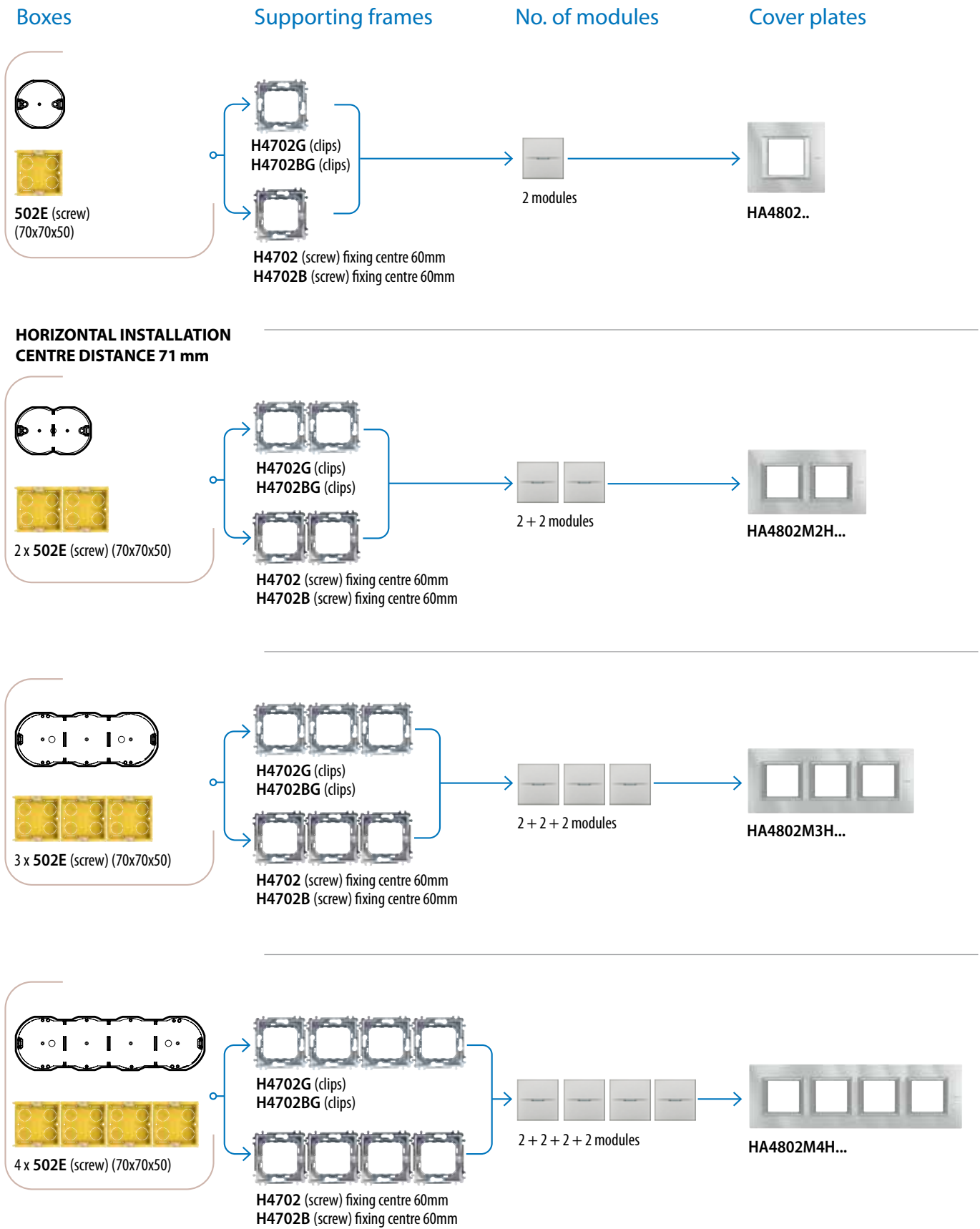


Item		<b>BADGE-HOLDER POCKET</b>
<input type="radio"/> H4649		Badge holder pocket for the activation of functions in the hotel room - slot lit by built-in light - SCS-BUS connection - dimensions: 2 modules – to be completed with front cover in the desired design
<input type="radio"/> H4648		Badge holder pocket for the activation of functions in the hotel room with RFID recognition technology - slot lit by built-in light - SCS-BUS connection - dimensions: 2 modules - to be completed with front cover in the desired design
<input type="checkbox"/> HD4547 <input type="checkbox"/> HC4547 <input type="checkbox"/> HS4547		<b>FRONT COVERS FOR BADGE-HOLDER POCKETS</b> Front cover for traditional badge-holder pocket or SCS - 2 modules
<input type="radio"/> 3547		<b>BADGE AND BADGE PROGRAMMER</b> Badge in credit card format (ISO 50x80 mm). It uses the transponder Mifare Classic ISO14443 type A technology. To be used in combination with the badge programmer 348402. The badge can be customized and is sold in packs of 5 pieces. Compatible with H4651 reader starting from batch 14W40.
<input type="radio"/> 348402		Table-top badge programmer to be connected to the PC at the reception.
<input type="radio"/> H4650 <input type="radio"/> H4651 <input type="radio"/> H4653		<b>CONTROL INDICATORS FOR ROOM MANAGEMENT</b> DO NOT DISTURB - REARRANGE THE ROOM indicator and Ringer button - connection to SCS-BUS - dimensions: 2 modules Badge reader in RFID technology + DO NOT DISTURB - REARRANGE THE ROOM indicator and Ringer button - connection to SCS-BUS - dimensions: 2 modules DO NOT DISTURB - REARRANGE THE ROOM control to be completed with key covers - connection to SCS-BUS - dimensions: 2 modules

Item		<b>SCENARIO MODULE IP</b>
<input type="radio"/> MH201		It manages scenarios for hotel rooms - operates as a gateway for Configuration and Supervision software - it is necessary to install one for each room or zone - connection on SCS-BUS or Ethernet network - dimensions: 1 DIN module
<input type="radio"/> F420		<b>SCENARIO MODULE</b> Device to store 16 scenarios for Automation, Sound System, Temperature control and Video Door Entry applications - 2 DIN modules
<input type="radio"/> F459		<b>DRIVER MANAGER</b> Integration platform to third-party systems - 6 DIN modules
		To check the feasibility of specific integrations and to apply for the necessary license for using the Driver manager contact BTicino
<input type="radio"/> 3544SW <input type="radio"/> 3546SW		<b>SOFTWARE</b> Software license for the room status monitoring, for related basic management and for badges programming for Hotels up to 20 rooms Software license as above - for Hotels with over 20 rooms

**NOTE:** To request the integration with PMS using the FIAS protocol (e.g. Fidelio) contact the BTicino sales force.

# GERMAN AND FRENCH STANDARD ASSEMBLY



**NOTE:** the supporting frames are supplied with a transparent protection.  
Devices available in white, tech and atracite colour.

# GERMAN AND FRENCH STANDARD RECTANGULAR COVER PLATES: TABLE FOR SELECTING CODES

<b>MODULES</b>			
<b>HORIZONTAL</b>			
2	2+2	2+2+2	2+2+2+2
centre distance 71mm	centre distance 71mm	centre distance 71mm	centre distance 71mm

## RECTANGULAR COVER PLATES

MONOCHROME					
	AXOLUTE white	HA4802HD	HA4802M2HHD	HA4802M3HHD	HA4802M4HHD
	Tech	HA4802HC	HA4802M2HHC	HA4802M3HHC	HA4802M4HHC
	Anthracite	HA4802HS	HA4802M2HHS	HA4802M3HHS	HA4802M4HHS
METALLIZED					
	brushed aluminium	HA4802XC			
	brushed anthracite	HA4802XS			
	brushed titanium	HA4802NX			
GLASS					
	black glass	HA4802VNN	HA4802M2HVNN	HA4802M3HVNN	HA4802M4HVNN
	kristall glass	HA4802VKA	HA4802M2HVKA	HA4802M3HVKA	HA4802M4HVKA
	mirror glass	HA4802VSA	HA4802M2HVSA	HA4802M3HVSA	HA4802M4HVSA
	white glass	HA4802VBB	HA4802M2HVBB	HA4802M3HVBB	HA4802M4HVBB

## SUPPORTING FRAMES

fixing with screws	H4702	H4702 (x2)	H4702 (x3)	H4702 (x4)	H4732/2	H4732/3
with clips	H4702G	H4702G (x2)	H4702G (x3)	H4702G (x4)	H4732/2G	H4732/3G
luminous supporting frames (with screws) for rectangular cover plates	HA4702X					

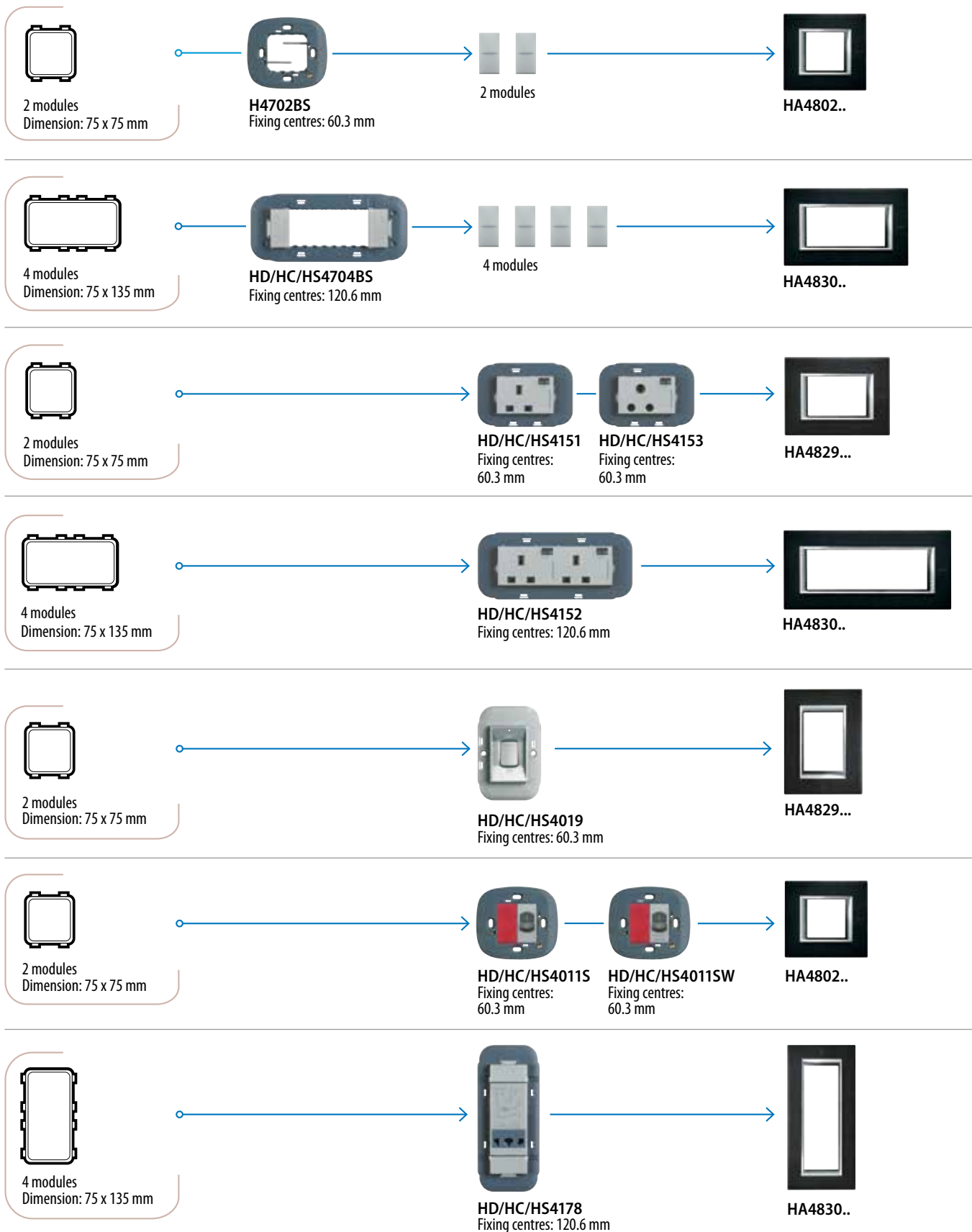
# BRITISH STANDARD ASSEMBLY

## Boxes

## Supporting frames

## No. of modules

## Cover plates



**NOTE:** before installing boxes, check plate dimensions (see pages Dimensional data)  
Devices available in white, tech and athracite colour.

# BRITISH STANDARD RECTANGULAR COVER PLATES: TABLE FOR SELECTING CODES

MODULES		SWITCH SOCKETS		45 A SWITCHES	32A SWITCHES	"SHAVER SUPPLY UNIT"
2	4	1 gang HD-HC-HS4151 HD-HC-HS4153	2 gang HD-HC-HS4152	HD-HC-HS4019	HD-HC-HS4011S HD-HC-HS4011SW	HD-HC-HS4178

## RECTANGULAR COVER PLATES

MONOCHROME								
	AXOLUTE white	HA4802HD	HA4830HD	HA4829HD	HA4830HD	HA4829HD	HA4802HD	HA4830HD
	Tech	HA4802HC	HA4830HC	HA4829HC	HA4830HC	HA4829HC	HA4802HC	HA4830HC
	Anthracite	HA4802HS	HA4830HS	HA4829HS	HA4830HS	HA4829HS	HA4802HS	HA4830HS
ALUMINIUM								
	brushed aluminium	HA4802XC	HA4830XC	HA4829XC	HA4830XC	HA4829XC	HA4802XC	HA4830XC
	brushed anthracite	HA4802XS	HA4830XS	HA4829XS	HA4830XS	HA4829XS	HA4802XS	HA4830XS
	brushed titanium	HA4802NX	HA4830NX	HA4829NX	HA4830NX	HA4829NX	HA4802NX	HA4830NX
GLASS								
	black glass	HA4802VNN	HA4830VNN	HA4829VNN	HA4830VNN	HA4829VNN	HA4802VNN	HA4830VNN
	kristall glass	HA4802VKA	HA4830VKA	HA4829VKA	HA4830VKA	HA4829VKA	HA4802VKA	HA4830VKA
	mirror glass	HA4802VSA	HA4830VSA	HA4829VSA	HA4830VSA	HA4829VSA	HA4802VSA	HA4830VSA
	white glass	HA4802VBB	HA4830VBB	HA4829VBB	HA4830VBB	HA4829VBB	HA4802VBB	HA4830VBB

## SUPPORTING FRAMES

fixing with screws	H4702BS
with white screw caps	HD4704BS
with aluminium screw caps	HC4704BS
with anthracite screw caps	HS4704BS
luminous supporting frames (with screws)	HA4702X
for rectangular cover plates	
Items conform to BS 5733	

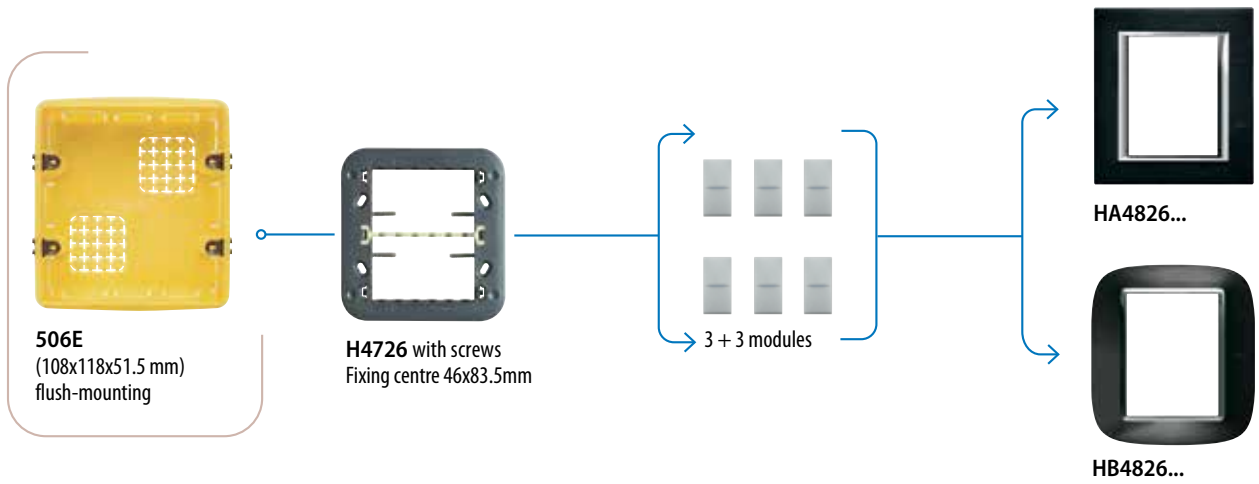
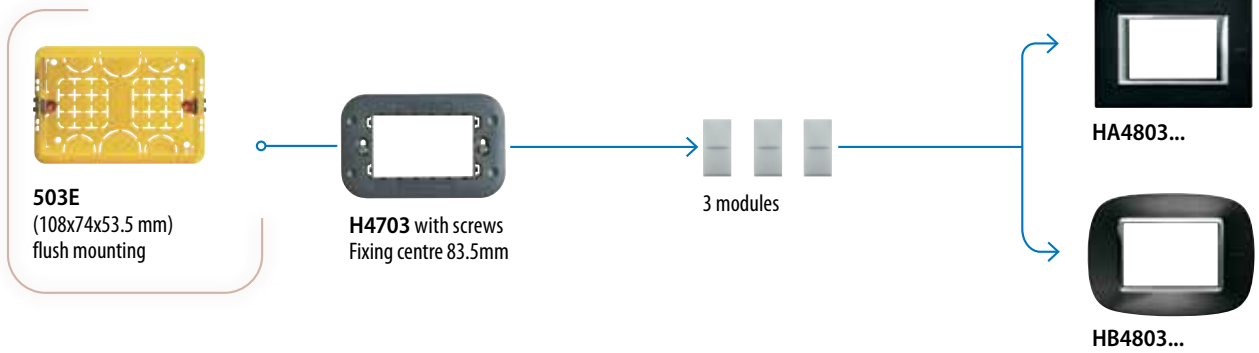
# AMERICAN STANDARD ASSEMBLY

Boxes

Supporting frames

No. of modules

Cover plates



**NOTE:** devices available in white, tech and athracite colour.

# AMERICAN STANDARD COVER PLATES: TABLE FOR SELECTING CODES

MODULES	
3	3+3

## RECTANGULAR COVER PLATES

MONOCHROME			
	AXOLUTE white	HA4803HD	HA4826HD
	TECH	HA4803HC	HA4826HC
	Anthracite	HA4803HS	HA4826HS
ALUMINIUM			
	brushed aluminium	HA4803XC	HA4826XC
	brushed anthracite	HA4803XS	HA4826XS
	brushed titanium	HA4803NX	HA4826NX
GLASS			
	black glass	HA4803VNN	HA4826VNN
	kristall glass	HA4803VKA	HA4826VKA
	mirror glass	HA4803VSA	HA4826VSA
	white glass	HA4803VBB	HA4826VBB

## SUPPORTING FRAMES

fixing with screws	H4703	H4726
luminous supporting frames (with screws) for rectangular cover plates	HA4703X	

MODULES	
3	3+3

## ELLIPTIC COVER PLATES

METALLIZED			
	AXOLUTE aluminium	HB4803XC	HB4826XC
	AXOLUTE anthracite	HB4803XS	HB4826XS
STEEL			
	shiny Alessi stainl. steel	HB4803AXL	HB4826AXL
	brushed Alessi stainl. steel	HB4803AXS	HB4826AXS
WHITE			
	AXOLUTE white	HB4803HD	HB4826HD

## SUPPORTING FRAMES

fixing with screws	H4703	H4726
luminous supporting frames (with screws) for elliptic cover plates	HB4703X	

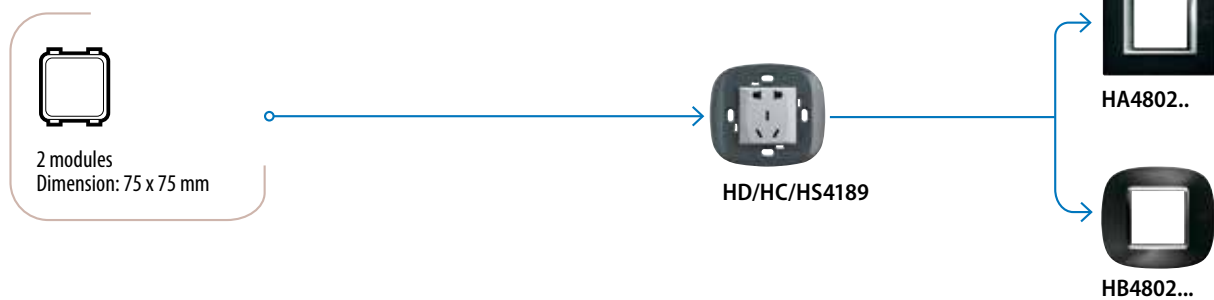
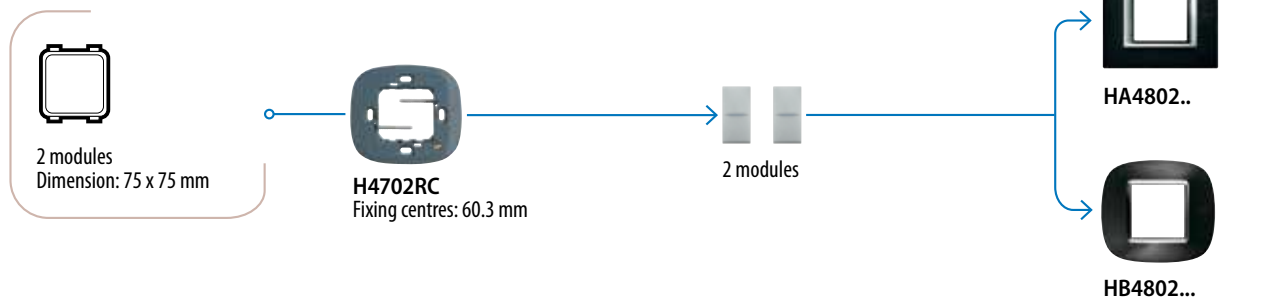
# CHINA STANDARD ASSEMBLY

Boxes

Supporting frames

No. of modules











Cover plates



# CHINA STANDARD COVER PLATES: TABLE FOR SELECTING CODES

MODULES		
2		

## RECTANGULAR COVER PLATES

MONOCHROME		
	AXOLUTE white	HA4802HD
	Tech	HA4802HC
	Anthracite	HA4802HS
ALUMINIUM		
	brushed aluminium	HA4802XC
	brushed anthracite	HA4802XS
	brushed titanium	HA4802NX
GLASS		
	black glass	HA4802VNN
	kristall glass	HA4802VKA
	mirror glass	HA4802VSA
	white glass	HA4802VBB

MODULES		
2		

## ELLIPTIC COVER PLATES

METALIZED		
	AXOLUTE aluminium	HB4802XC
	AXOLUTE anthracite	HB4802XS
WHITE		
	AXOLUTE white	HB4802HD

## SUPPORTING FRAMES

with screws	H4702RC	H4702RC
-------------	---------	---------

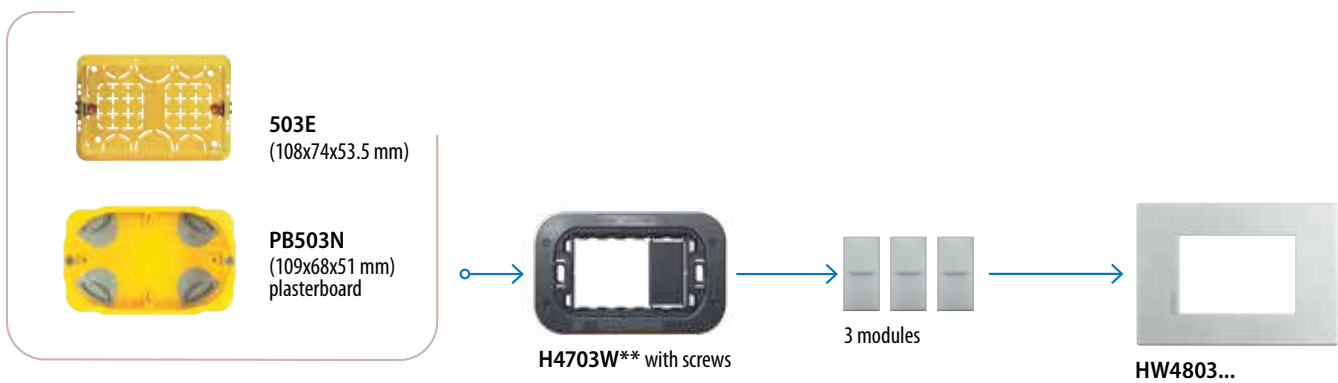
# AXOLUTE AIR ASSEMBLY

Boxes

Supporting frames

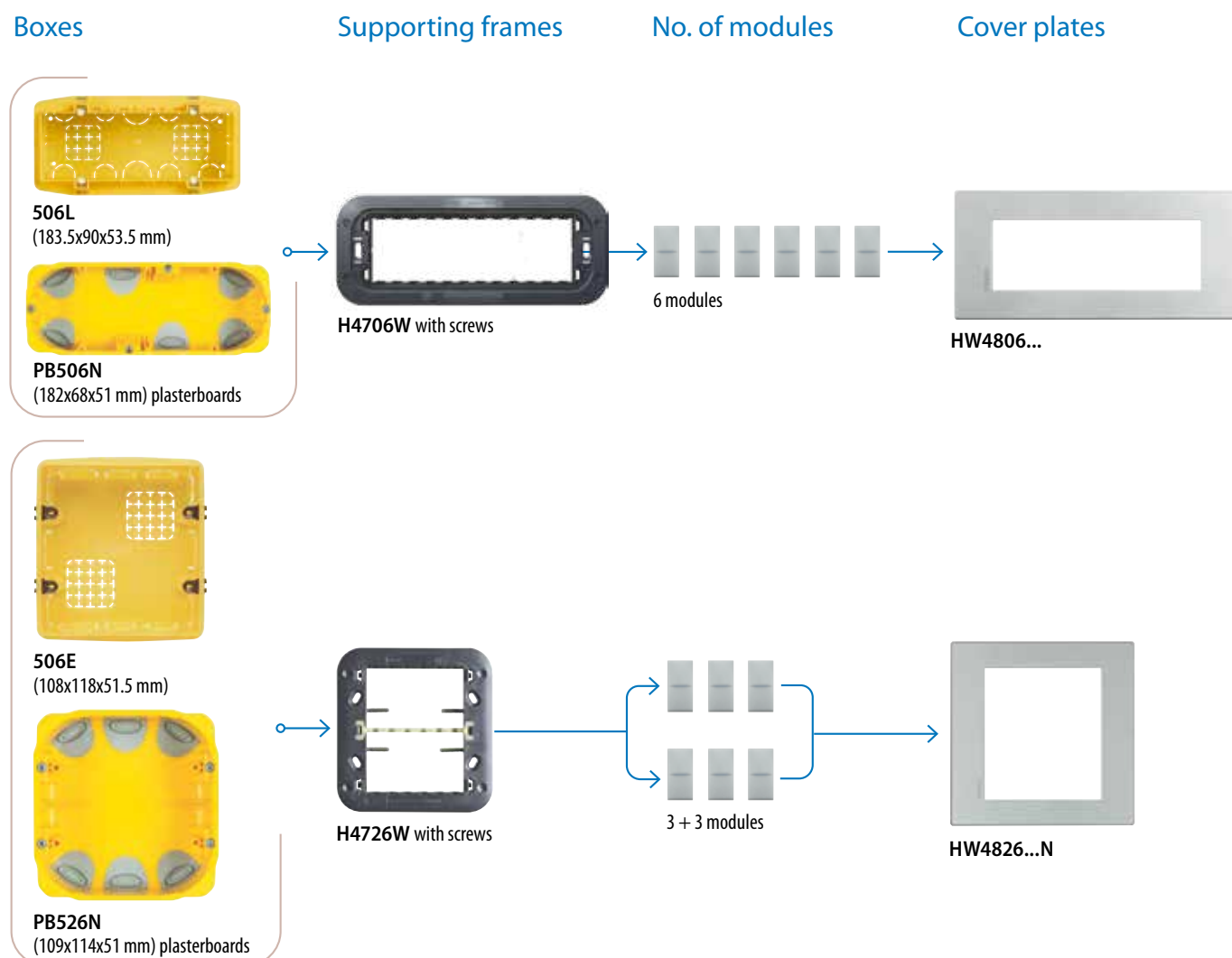
No. of modules

Cover plates



\*\* Backing with knock-outs: to be removed if 3 modules are installed.

# AXOLUTE AIR ASSEMBLY



## TABLE FOR SELECTING CODES

### Modules

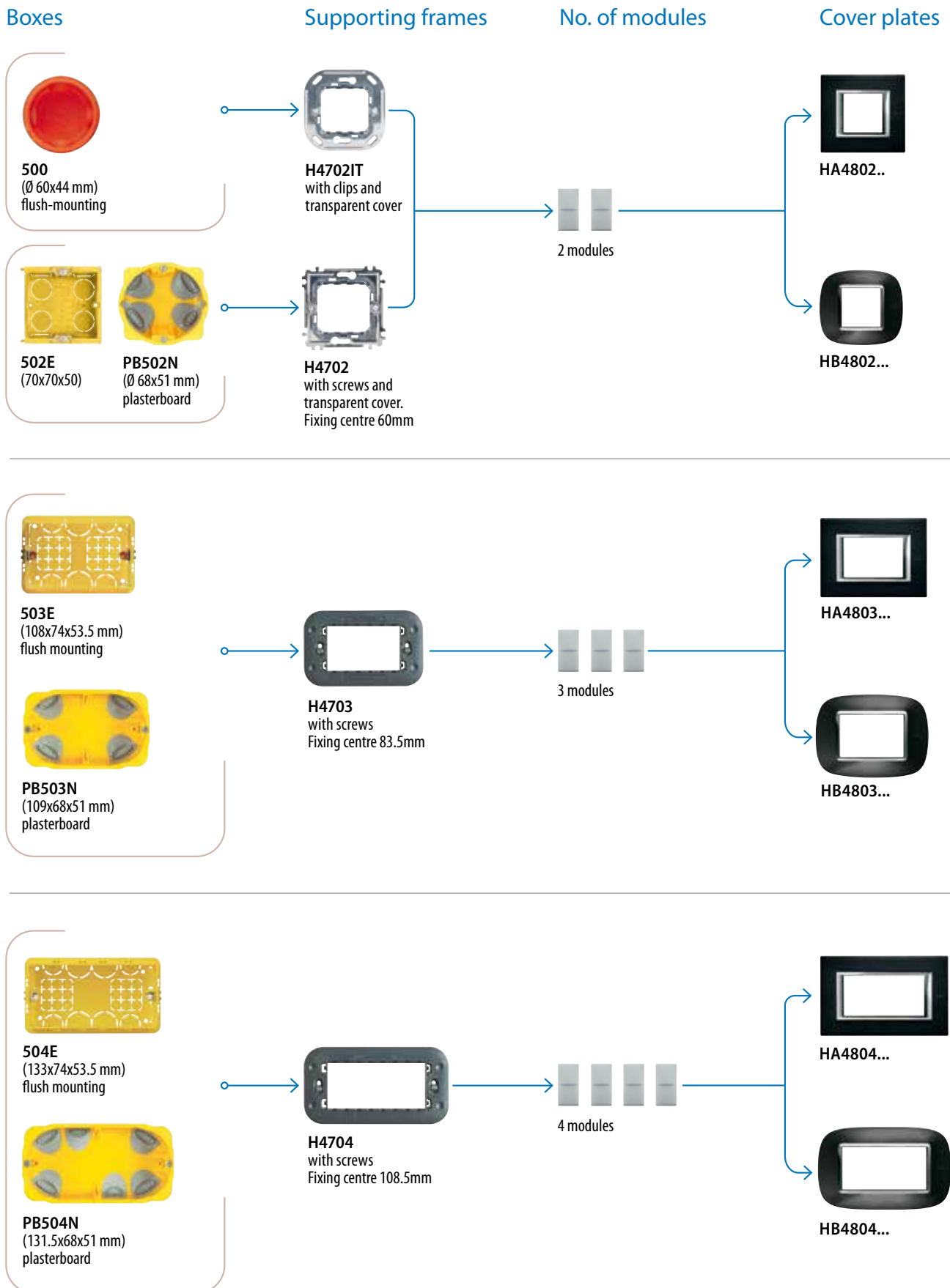
		2	3	4	6	3+3
<b>MONOCHROME</b>						
	White Axolute	HW4819HD	HW4803HD	HW4804HD	HW4806HD	HW4826HDN
	Tech	HW4819HC	HW4803HC	HW4804HC	HW4806HC	HW4826HCN
	Anthracite	HW4819HS	HW4803HS	HW4804HS	HW4806HS	HW4826HSN
<b>SOFT</b>						
	Matt white	HW4819AW	HW4803AW	HW4804AW	HW4806AW	HW4826AWN
	Sand	HW4819SB	HW4803SB	HW4803SB	HW4803SB	HW4803SB
	Eclipse	HW4819XN	HW4803XN	HW4803XN	HW4803XN	HW4803XN

### Supporting frames

with screws	H4703W	H4703W	H4704W	H4706W	H4726W
-------------	--------	--------	--------	--------	--------

**Note:** contact the BTicino sales technicians for the installation of MyHOME 3.5 screen and Videodisplay

# ITALIAN STANDARD ASSEMBLY



**NOTE:** devices available in white, tech and atrhacite colour.

# ITALIAN STANDARD ASSEMBLY

## Boxes



**506L**  
(183.5x90x53.5 mm)  
flush-mounting



**PB506N**  
(182x68x51 mm)  
plasterboard

## Supporting frames



**H4706**  
with screws  
Fixing centre 100x60mm

## No. of modules



6 modules


## Cover plates



**HA4806...**




**HB4806...**



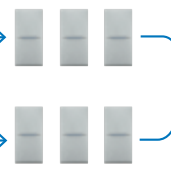
**506E**  
(108x118x51.5 mm)  
flush-mounting



**PB526N**  
(109x114x51 mm)  
plasterboard



**H4726**  
with screws  
Fixing centre 46x83.5mm



3 + 3 modules



**HA4826...**



**HB4826...**

# ITALIAN STANDARD RECTANGULAR COVER PLATES: TABLE FOR SELECTING CODES

## MODULES

	2	3	4	6	3+3
--	---	---	---	---	-----

## RECTANGULAR COVER PLATES

MONOCHROME						
	AXOLUTE white	HA4802HD	HA4803HD	HA4804HD	HA4806HD	HA4826HD
	Tech	HA4802HC	HA4803HC	HA4804HC	HA4806HC	HA4826HC
	Anthracite	HA4802HS	HA4803HS	HA4804HS	HA4806HS	HA4826HS
ALUMINIUM						
	brushed aluminium	HA4802XC	HA4803XC	HA4804XC	HA4806XC	HA4826XC
	brushed anthracite	HA4802XS	HA4803XS	HA4804XS	HA4806XS	HA4826XS
	brushed titanium	HA4802NX	HA4803NX	HA4804NX	HA4806NX	HA4826NX
GLASS						
	black glass	HA4802VNN	HA4803VNN	HA4804VNN	HA4806VNN	HA4826VNN
	kristall glass	HA4802VKA	HA4803VKA	HA4804VKA	HA4806VKA	HA4826VKA
	mirror glass	HA4802VSA	HA4803VSA	HA4804VSA	HA4806VSA	HA4826VSA
	white glass	HA4802VBB	HA4803VBB	HA4804VBB	HA4806VBB	HA4826VBB

## SUPPORTING FRAMES




with screws		H4703	H4704	H4706	H4726
with clips	H4702IT				
luminous supporting frames (with screws) for rectangular cover plates	HA4702X	HA4703X	HA4704X		

# ITALIAN STANDARD ELLIPTIC COVER PLATES: TABLE FOR SELECTING CODES

## MODULES

2	3	4	6	3+3
---	---	---	---	-----

## ELLIPTIC COVER PLATES

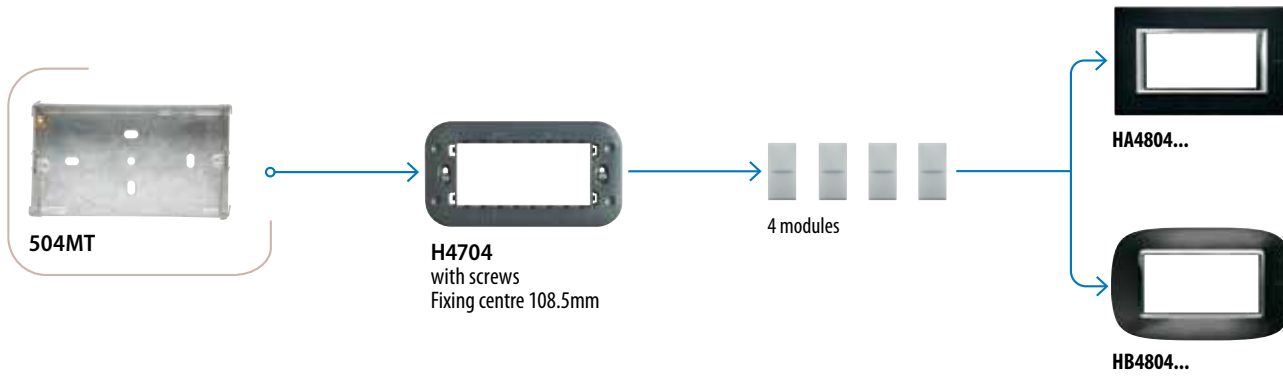
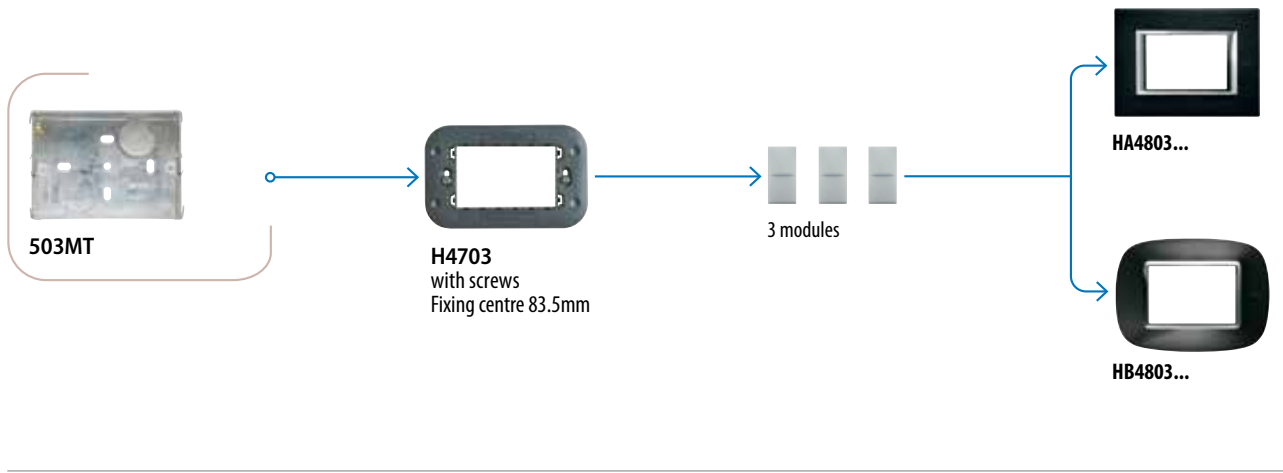
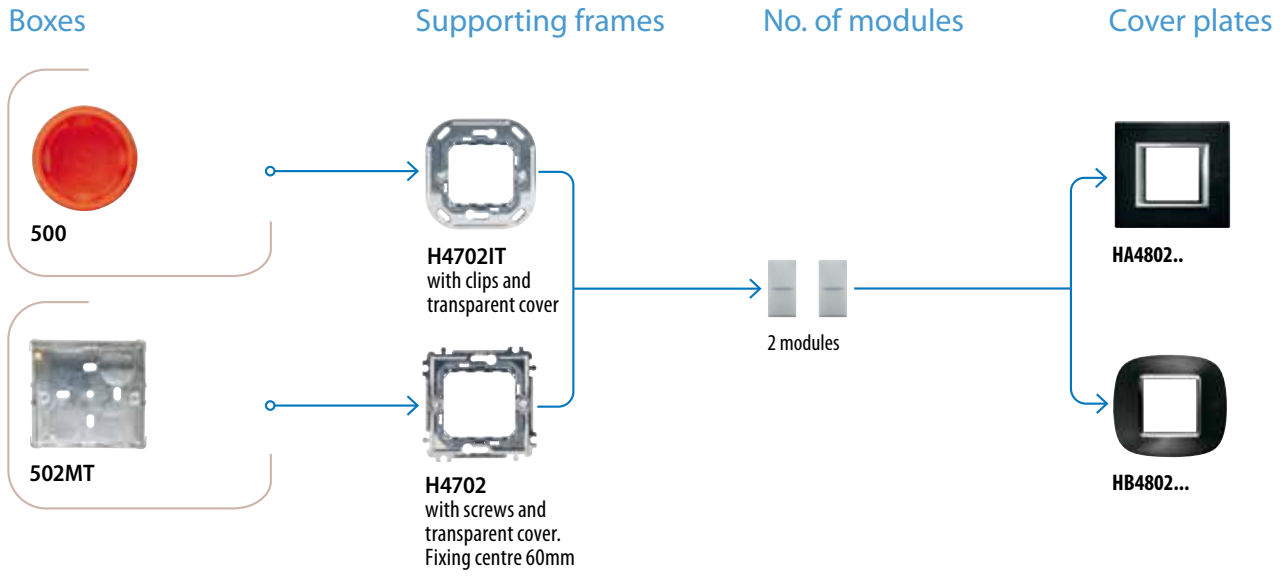
METALIZED						
	AXOLUTE aluminium	HB4802XC	HB4803XC	HB4804XC	HB4806XC	HB4826XC
	AXOLUTE anthracite	HB4802XS	HB4803XS	HB4804XS	HB4806XS	HB4826XS
WHITE						
	AXOLUTE white	HB4802HD	HB4803HD	HB4804HD	HB4806HD	HB4826HD

**Note:** for cover plates availability: 6 weeks after placing the order

## SUPPORTING FRAMES

with screws	H4703	H4704	H4706	H4726
with clips	H4702IT			

# INDIAN STANDARD ASSEMBLY



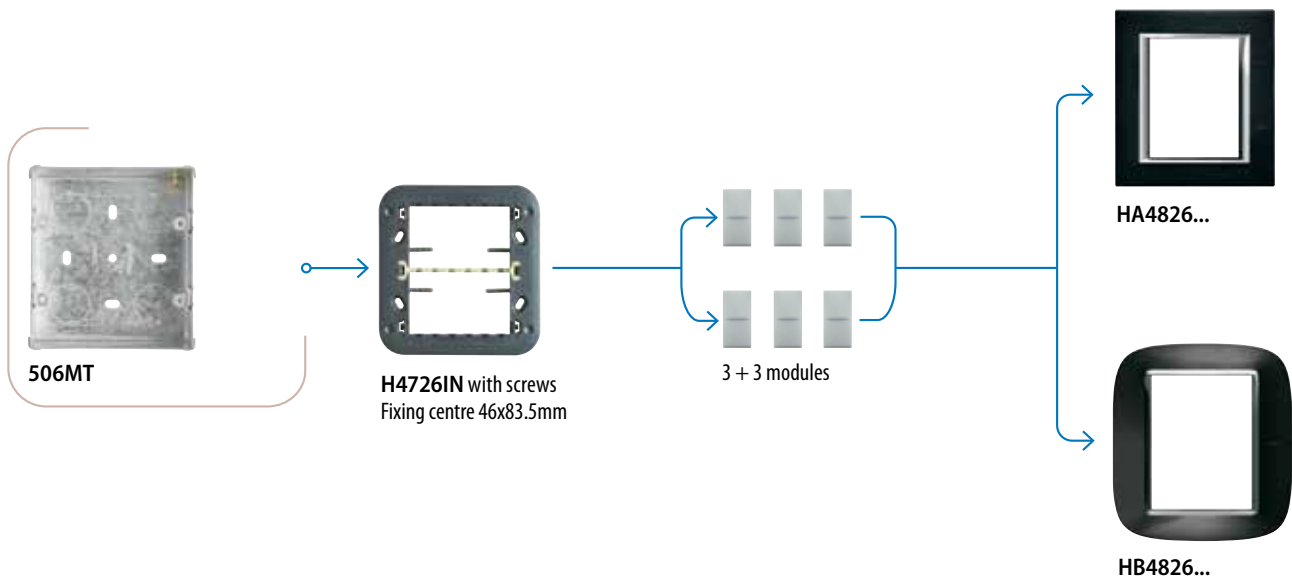
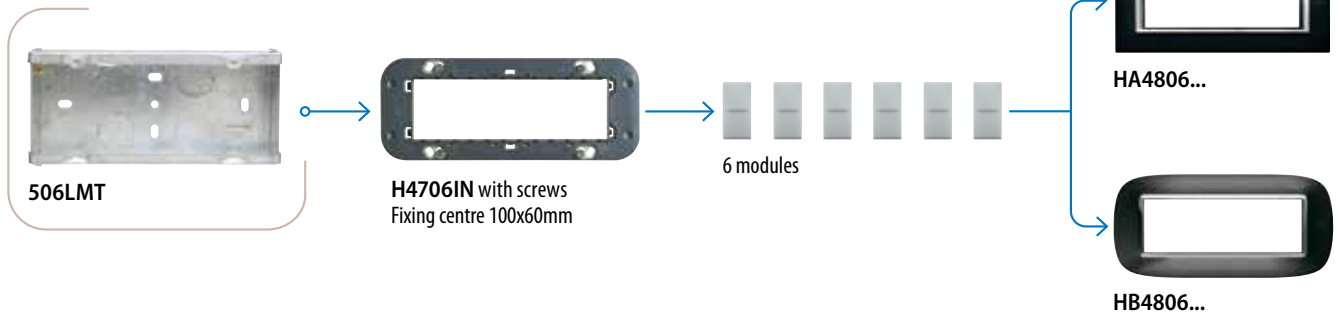
**NOTE:** devices available in white, tech and atracite colour.

Boxes











Supporting frames

No. of modules




Cover plates



# INDIAN STANDARD RECTANGULAR COVER PLATES: TABLE FOR SELECTING CODES

		MODULES				
		2	3	4	6	3+3
<b>RECTANGULAR COVER PLATES</b>						
<b>MONOCHROME</b>						
	AXOLUTE white	HA4802HD	HA4803HD	HA4804HD	HA4806HD	HA4826HD
	Tech	HA4802HC	HA4803HC	HA4804HC	HA4806HC	HA4826HC
	Anthracite	HA4802HS	HA4803HS	HA4804HS	HA4806HS	HA4826HS
<b>ALUMINIUM</b>						
	brushed aluminium	HA4802XC	HA4803XC	HA4804XC	HA4806XC	HA4826XC
	brushed anthracite	HA4802XS	HA4803XS	HA4804XS	HA4806XS	HA4826XS
	brushed titanium	HA4802NX	HA4803NX	HA4804NX	HA4806NX	HA4826NX
<b>GLASS</b>						
	black glass	HA4802VNN	HA4803VNN	HA4804VNN	HA4806VNN	HA4826VNN
	kristall glass	HA4802VKA	HA4803VKA	HA4804VKA	HA4806VKA	HA4826VKA
	mirror glass	HA4802VSA	HA4803VSA	HA4804VSA	HA4806VSA	HA4826VSA
	white glass	HA4802VBB	HA4803VBB	HA4804VBB	HA4806VBB	HA4826VBB
<b>SUPPORTING FRAMES</b>						
	with screws	H4702IN	H4703IN	H4704IN	H4706IN	H4726IN
	luminous supporting frames (with screws) for rectangular cover plates	HA4702X	HA4703X	HA4704X		

# INDIAN STANDARD ELLIPTIC COVER PLATES: TABLE FOR SELECTING CODES

		MODULES				
		2	3	4	6	3+3
<b>ELLIPTIC COVER PLATES</b>						
<b>METALIZED</b>						
	AXOLUTE aluminium	HB4802XC	HB4803XC	HB4804XC	HB4806XC	HB4826XC
	AXOLUTE anthracite	HB4802XS	HB4803XS	HB4804XS	HB4806XS	HB4826XS
<b>WHITE</b>						
	AXOLUTE white	HB4802HD	HB4803HD	HB4804HD	HB4806HD	HB4826HD
<b>Note:</b> for cover plates availability: 6 weeks after placing the order						
<b>SUPPORTING FRAMES</b>						
	with screws	H4702IN	H4703IN	H4704IN	H4706IN	H4726IN

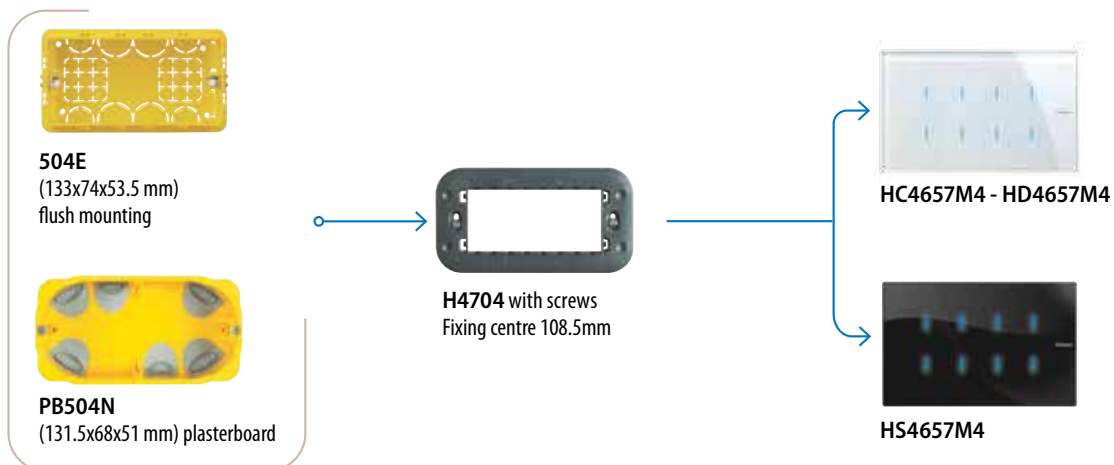
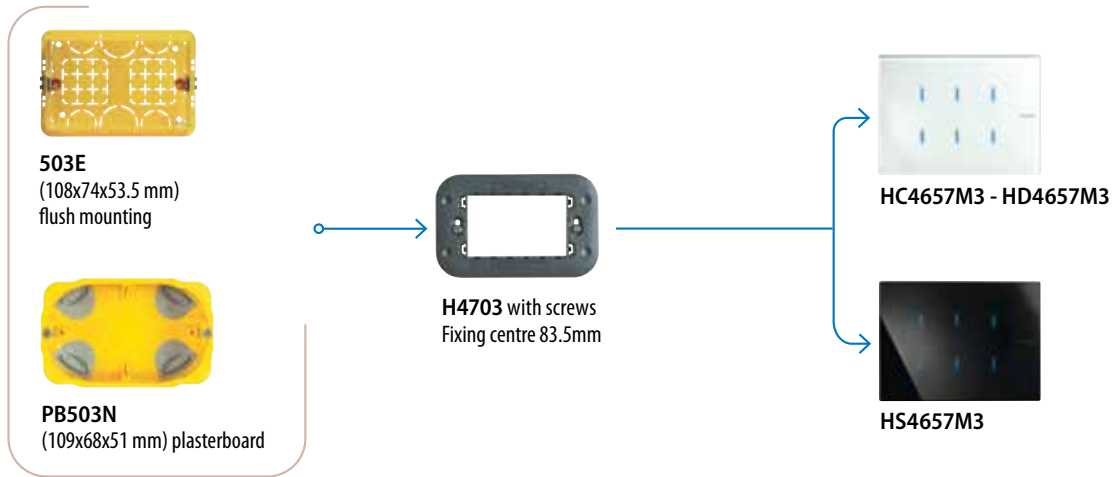
**NOTE:** devices available in the following colours: white, tech, anthracite.

# WHICE-NIGHTER - ASSEMBLY

## Boxes

## Supporting frames

## No. of modules



# AIR COVER PLATES



## Cover plates code \*

- 2 modules - HW4819...
- 3 modules - HW4803...
- 4 modules - HW4804...
- 6 modules - HW4806...
- 3+3 modules - HW4826..

## Matt white cover plate that can be painted



Before painting the matt white - AW cover plate



After Painting The Cover Plate

### SUGGESTIONS FOR USE

The MATT WHITE cover plate can also be painted.

#### PAINTING

The matt white paint of the cover plates - **AW** - can be used as a primer. Before painting with house paint, the surface should be sanded/matted for better adhesion. Resin-rich products (e.g. water-based varnishes) should be used.

#### Notes

- Do not paint the devices (keys, sockets, etc.)
- Paint the cover plate separately and mount it when it is dry

#### CLEANING THE COVER PLATE

Water-based detergents should be used. Using ethyl alcohol or other solvents which could damage or soften the paint is not recommended.



Art. H4802KY

**Note:** Use the tool with suction cups item H4892KY to remove the installed cover plates


\* see Axolute AIR assembly page for details

## RECTANGULAR COVER PLATES (2 MODULES)

MONOCHROME



Finishing: AXOLUTE white - HD



Finishing: Tech - HC



Finishing: Anthracite - HS

ALUMINIUM



Finishing: Brushed aluminium - XC



Finishing: Brushed anthracite - XS



Finishing: Brushed titanium - NX

GLASS



Finishing: Black glass - VNN



Finishing: Kristall glass - VKA



Finishing: Mirror glass - VSA



Finishing: White glass - VBB

# RECTANGULAR COVER PLATES (3 MODULES)

MONOCHROME



Finishing: AXOLUTE white - HD



Finishing: Tech - HC



Finishing: Anthracite - HS

ALUMINIUM



Finishing: Brushed aluminium - XC



Finishing: Brushed anthracite - XS



Finishing: Brushed titanium - NX

GLASS



Finishing: Black glass - VNN



Finishing: Kristall glass - VKA



Finishing: Mirror glass - VSA



Finishing: White glass - VBB

## ELLIPTIC COVER PLATES (2 MODULES)

**METALIZED**

Finishing: Axolute aluminum - XC



Finishing: Axolute anthracite - XS

**WHITE**

Finishing: AXOLUTE white - HD

## ELLIPTIC COVER PLATES (3 MODULES)

**METALIZED**

Finishing: Axolute aluminum - XC



Finishing: Axolute anthracite - XS

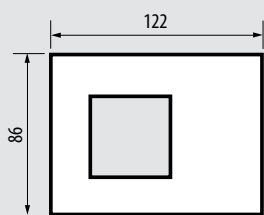
**WHITE**

Finishing: AXOLUTE white - HD

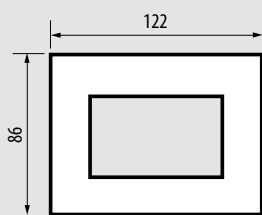
# DIMENSIONAL DATA

## Axolute AIR cover plates and support frames

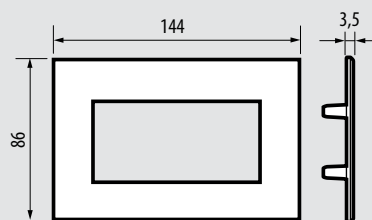
### AXOLUTE AIR COVER PLATES



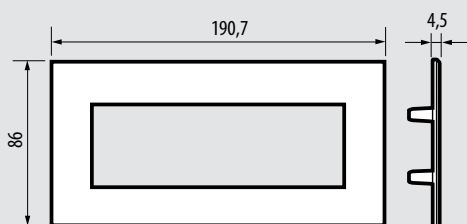
HW4802...



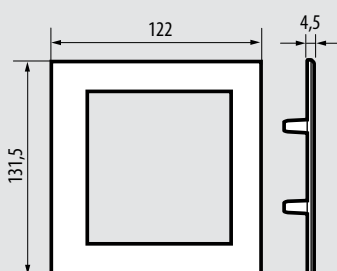
HW4803...



HW4804...



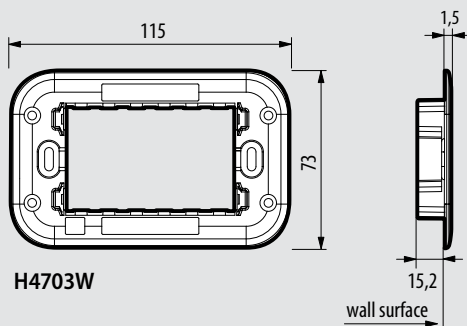
HW4806...



HW4826...

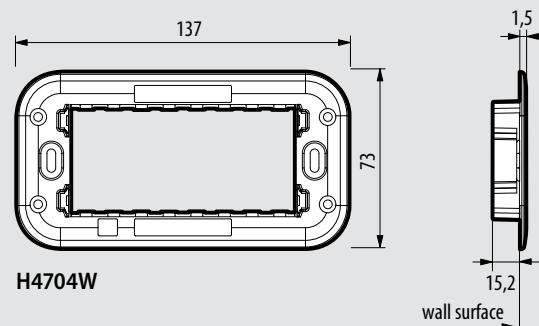
### AXOLUTE AIR SUPPORT FRAMES

#### 2 AND 3 MODULES



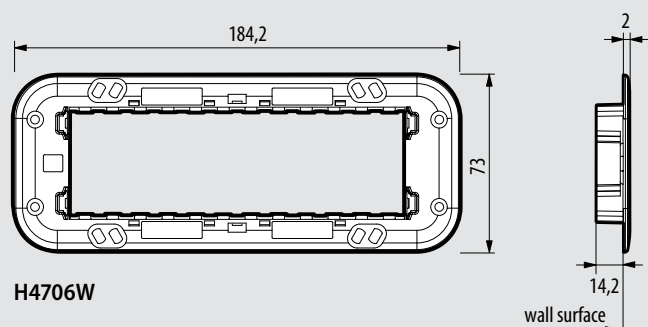
H4703W

#### 4 MODULES



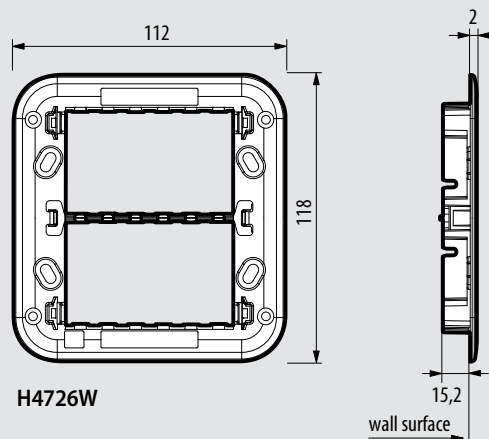
H4704W

#### 6 MODULES



H4706W

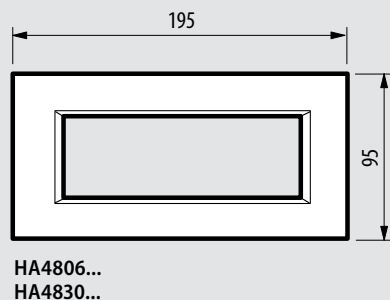
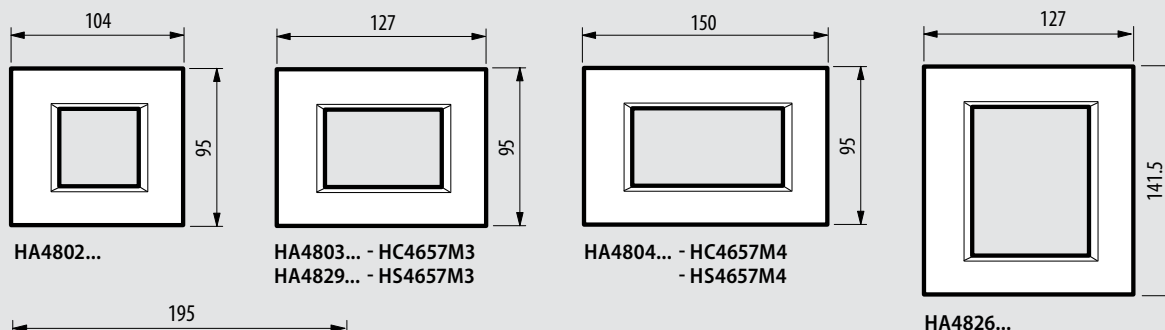
#### 3+3 MODULES



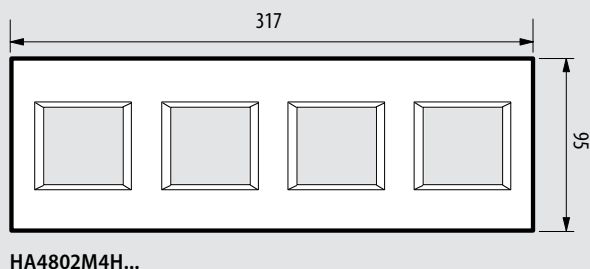
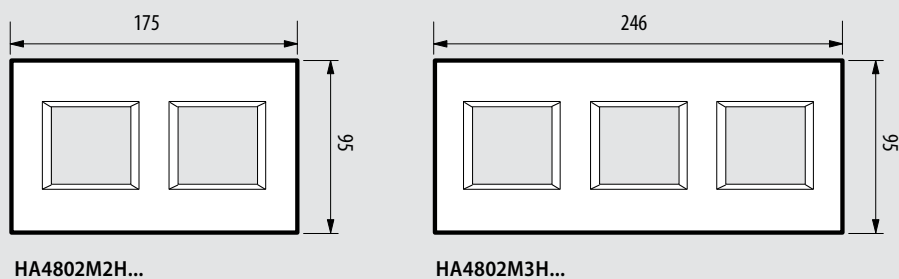
H4726W

# DIMENSIONAL DATA

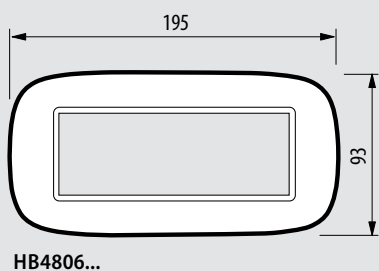
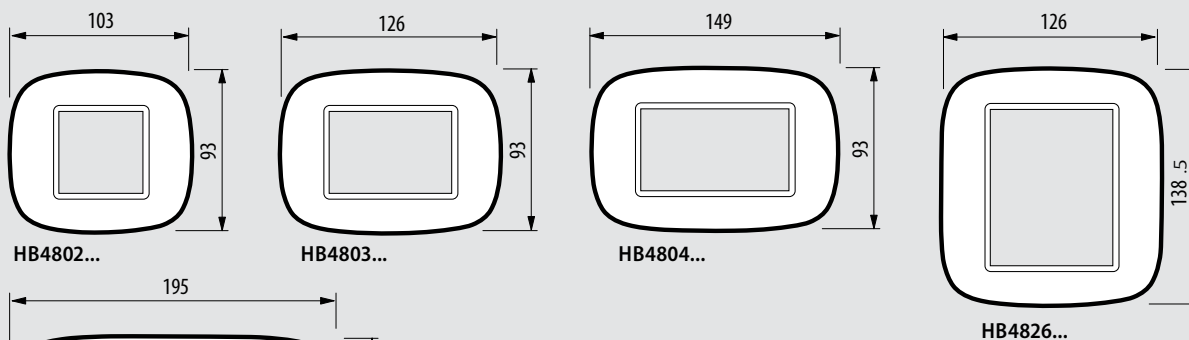
## Rectangular and elliptic cover plates



### CENTRE DISTANCE 71 mm - HORIZONTAL



### ELLIPTIC COVER PLATES

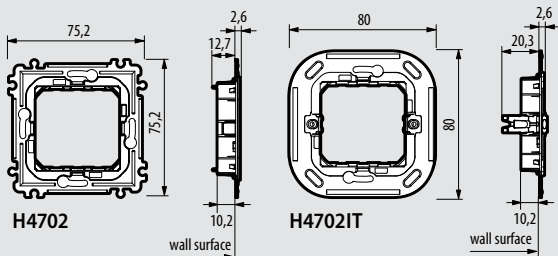


# DIMENSIONAL DATA

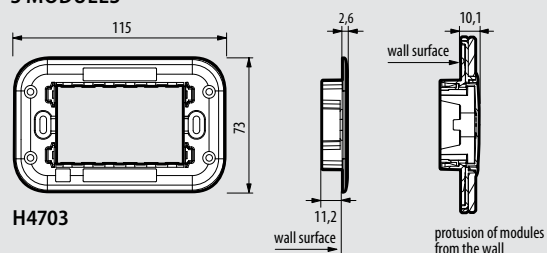
## Supporting frames - Devices

### MAIN SUPPORTING FRAMES

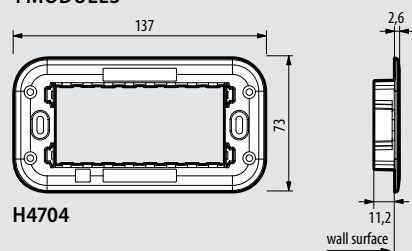
#### 2 MODULES



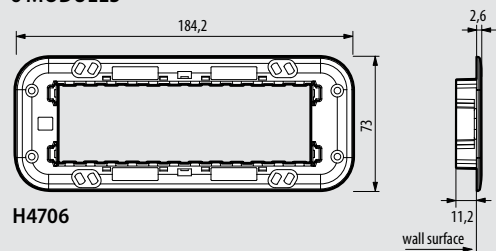
#### 3 MODULES



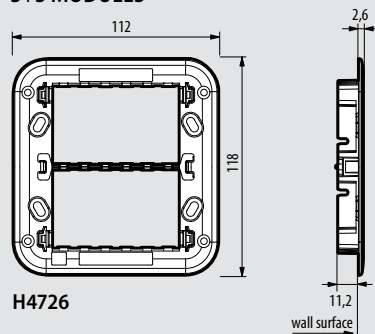
#### 4 MODULES



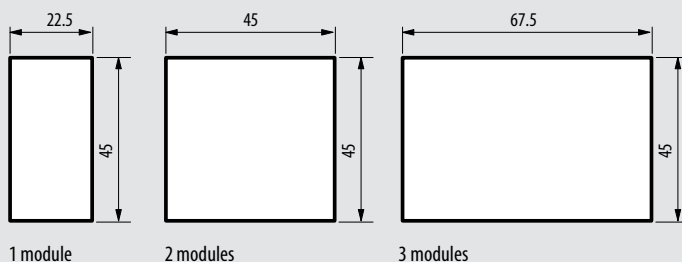
#### 6 MODULES



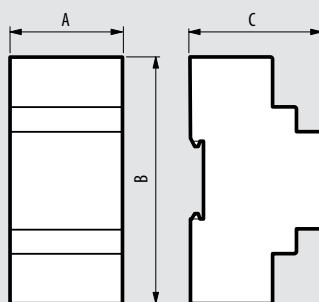
#### 3+3 MODULES



### MODULAR DEVICES



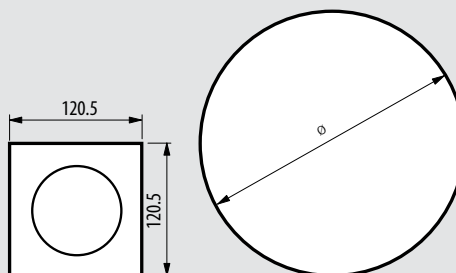
### DIN DEVICES



DIN dimension chart (mm)

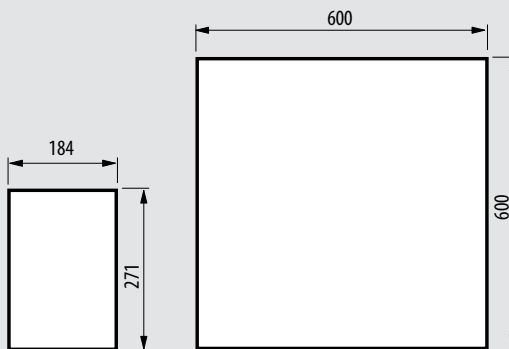
No. of Modules	A	B	C
1	17.5	90	60/61
2	35		
3	52.5		
4	70		
5	87.5		
6	105		
7	122.5		
8	140		
9	157.5		
10	175		

### NON MODULAR DEVICES



HD-HC-HS4565  
HD-HC-HS4070


L4566 - Ø240  
L4566/10 - Ø100




L4567

L4568

## NOTE



# NOTE






**BTicino SpA**  
Viale Borri, 231  
21100 Varese - Italy  
[www.bticino.com](http://www.bticino.com)

AD-EXAX23C/GB - Edizione 01 /2023

BTicino SpA reserves at any time the right to modify the contents of this booklet and to communicate, in any form and modality, the changes brought to the same.

**BTicino**  
A Group brand |  **Legrand**