



COMMUNICATION
CATALOGUE
2024

VIDEO DOORPHONE SYSTEMS
ACCESS CONTROL
SMART HOME
TELEPHONY

IF YOU LOVE YOUR BUILDING

urmet

URMET Quality communication and security

Urmet S.p.A. designs, develops and manufactures its products in compliance with **UNI EN ISO 9001** standards. This internationally acknowledged certification






attests to Urmet's status as a **brand leader in the Communication and Security industry** and to the all-round quality of its procedures, products and services.





All Urmet products bear the **CE** mark

2Voice, IPerCom, IPerTalk, VOG, Basic, Max 10, vModo,
Agorà, Alpha, CallMe, Miro, Nexo2, Signo, Duo,
Synthesi Steel, Synthesi S2, Urmet Cloud are registered
Elekta Steel, Exigo, Mikra2, trademarks of Urmet S.p.A.
Mikra Plus, Mikra Digital,

General index

	URMET	4
	INDOOR STATIONS	8
	VOG 7	10
	VOG 5W VOG 5+	14
	VOG 5	18
	Max 10	20
	1741 Basic	22
	vModo	24
	Nexo2	26
	Miro range	28
	Signo	32
	1130	34
	CALL FORWARDING	36
	Call me	37
	ENTRY PANELS	42
	Alpha	44
	Mikra Plus Mikra Digital	64
	Mikra2	66
	Sinthesi Steel	68
	Elekta Steel	88
	Sinthesi S2	90
	Exigo Exigo digital	110
	Titanium Titanium digital	116
	Allinox Allinox digital	120
	Alumen	124
	925	126
	VIDEO DOOR PHONE SYSTEMS	130
	2Voice system	134
	IPerCom system	140
	Analogue systems	144
	SYSTEM ACCESSORIES	150
	Relay boxes Tone generators	151
	Ringers	153

	ACCESS CONTROL	154
	Sclak system	157
	Stand-alone keypads	164
	Easy Door Controller	166
	Transit+ system	172
	Readers and remote controls	174
	Access control kits	178
	COMMUNICATION KITS	180
	Basic system kits	182
	Villa kits	188
	YOKIS SMART HOME	202
	Yokis UP system	203
	Yokis Radio power system	238
	Yokis Wired system	273
	TELEPHONY	284
	iPerTAlk IP-PABX	286
	IP telephone devices	292
	Gateway VoIP telephone interfaces	300
	Integrated IP telephone and video door phone systems	304
	Telephone interfaces	310
	Surge protections Accessories	315
	Intercom	317
	CODE INDEX	318
	SALES NETWORK	320

SECURITY CATALOGUE

For video surveillance and anti-intrusion systems, see Urmet's Security catalogue.
Find out the variety of our solutions also at www.urmet.com.

A leader at your side



URMET: A BRAND YOU CAN TRUST.

Urmet has been the Italian leading company in its industry since 1937, and today it is at the head of a multinational group of 60 companies, present in 100 countries worldwide.

Having Urmet as a partner means choosing a company whose **capital has been 100% Italian for more than 80 years**. It means making a choice of reliability, values and long experience in the development of building technologies. And have a comprehensive offer of **integrated home automation solutions, video door phone systems, security and access control systems, telephony and wiring systems**.

Choosing Urmet means having products that have undergone continuous tests and engineering to make **installation and configuration easier, faster, and always assisted**.

Only a leader can give you everything. Even what others do not have.

Cutting-edge technology, quality, know-how, continuous support, widespread presence throughout the territory: everything that only a leading specialist can offer you.

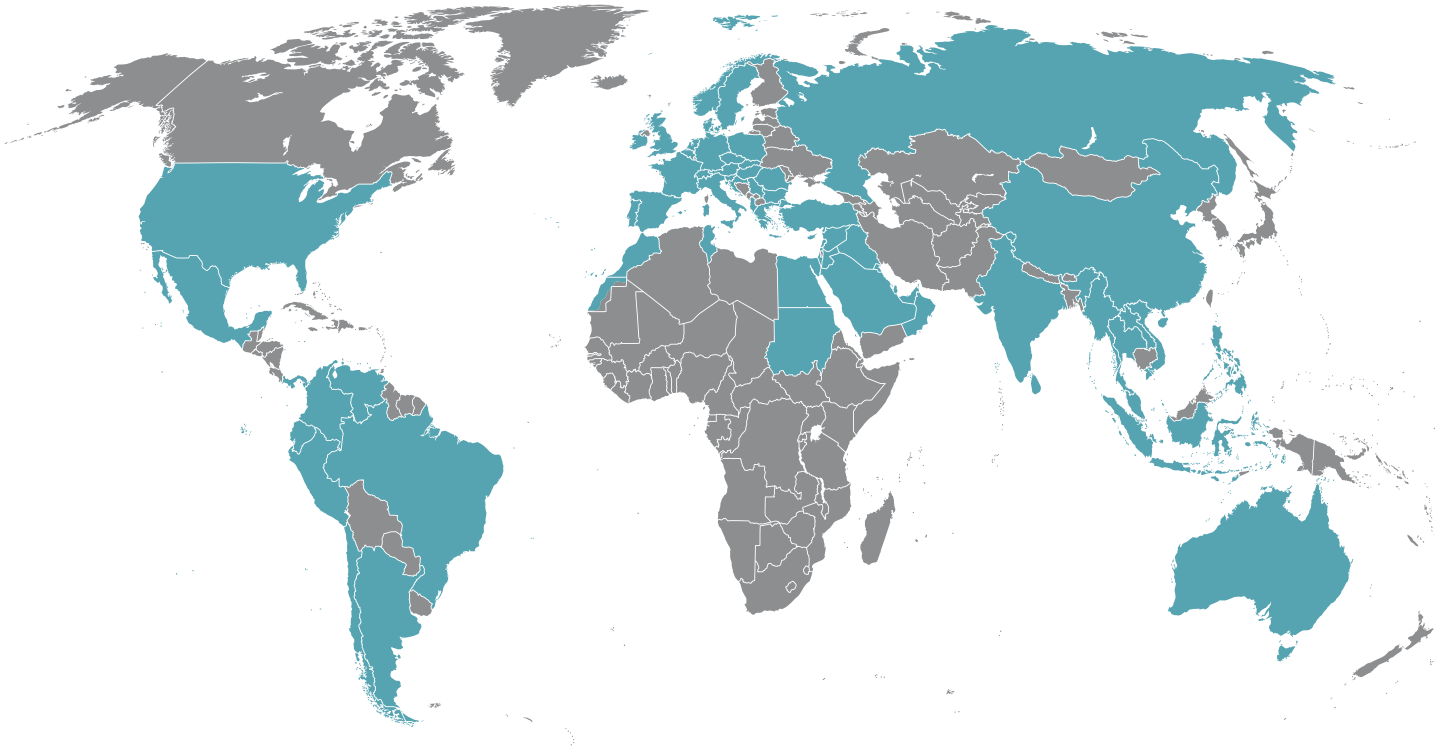
Urmet in the world

Today, Urmet is an **Italian company** at the head of a **multinational group of 60** companies located all over the world.

With a comprehensive catalogue of integrated home automation solutions, video intercom, professional security and access control systems.

For each sector, solutions that meet the needs of the target market, for applications in the **residential** and **vertical** sectors.

The Group is actively present in **100 countries worldwide** either directly with its own subsidiaries or through distributors and partnerships.



Target markets

Urmet has a complete range of **integrated** automation, video door phone and telephone **solutions**, security systems and access control, aimed at the **residential sector** (single-family and two-family homes, apartment blocks and residential complexes)

and various **vertical sector** (banks, schools, public administration, hospitals, hotels, shopping centres and car parks). A choice of **reliability**, values and long **experience** in the development of **building technologies**.

RESIDENTIAL

- > SINGLE AND TWO-FAMILY RESIDENTIAL BUILDINGS
- > RESIDENTIAL COMPLEXES
- > APARTMENT BUILDINGS

VERTICAL

(solutions for specific applications)

- > HOTELS
- > HOSPITALS
- > SHOPPING CENTRES
- > GOVERNMENT OFFICES
- > BANKS
- > CAR PARKS
- > PRISONS
- > EDUCATIONAL BUILDINGS



Video door phone systems



Smart Home



Wiring program



Hotel management



Access control



Intrusion systems



Doors and gates automation



Fire alarm systems

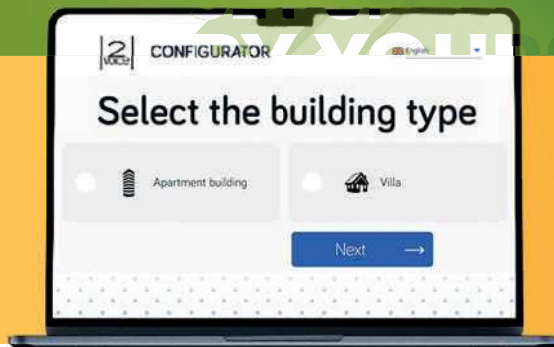


Video surveillance

The new Urmet configurator

**SET UP
QUICKLY**

**SET UP
BY YOURSELF**



**SET UP
EASILY**

Do you need a quote for a video door phone system for a villa or apartment building?

With the Urmet video door phone configurator you can easily create your quote with 2voice audio and video door phone products.

configuratore.urmet.com

What you can do

- > Configure a video door phone system by customising system and building features.
- > Send by e-mail or download a detailed quote and material list, in Excel, Word and Pdf format, upon completion of the configuration.
- > Download an example diagram for the system you have configured, which will help you during installation.

WARRANTY ON 2VOICE SYSTEM PRODUCTS LASTS FOR 5 YEARS

To learn more, go to www.urmet.com





Indoor stations and accessories

Design and versatility

Solutions for all décor styles: prestige, home luxury.

Urmet's range of apartment stations maintains its reputation as the most exhaustive, flexible range on the market, offering a broad variety of door phones and monitors compatible with analogue and digital systems. Technology and design lie at the core of the product development concept; this is how the hands-free units **VOG**, **vModo**, **Miro** and **1741Basic** were developed to offer

technological solutions that suit every décor style. Urmet developed its products in a way to make them suitable for use also by the hearing impaired. **Max**, **vModo**, **Miro**, **Aiko** and **Signo** can emit electromagnetic waves that can be detected by hearing aids. These devices are compatible with all induction loop antennas for hearing aids (ETS 300381 and EN 60118 standards).



VOG 7

A 7-inch screen revolutionising the world of video door phone systems.

1 Per com | 2 voice



VOG 5W and VOG 5+

5-inch display, soft touch technology, Yokis radio channels and timed mute.

1 Per com | 2 voice



VOG 5

5-inch display, soft touch technology, available in white and black version.

1 Per com | 2 voice



Max 10

A 10-inch, IP touchscreen video door phone with advanced video door entry and smart home system functions.

1 Per com



1741 Basic

A 7-inch, IP touchscreen video door phone.

1 Per com



vModo

7-inch video door phone with soft touch control, with 2 Yokis radio channels and timed mute.

2 voice



Nexo2

TFT 7-inch colour video door phone with auxiliary buttons functions.

1 Coax | 5 FLI



Miro range

The Miro family is available with a hands-free unit and micro receiver, in both the video and audio versions.

2 voice | 1 Per com | 4 +N | 1 +N



Signo

A best-seller, its minimal style is combined with a strong personality even in the audio-only version.

1 Coax | 5 FLI



1130

A classic, now also universal.

4 +N | 1 +N

INDOOR STATIONS

CALL FORWARDING

ENTRY PANELS

VIDEO DOORPHONE SYSTEMS

SYSTEM'S ACCESSORIES

ACCESS CONTROL

COMMUNICATION KITS

YOKIS SMART HOME

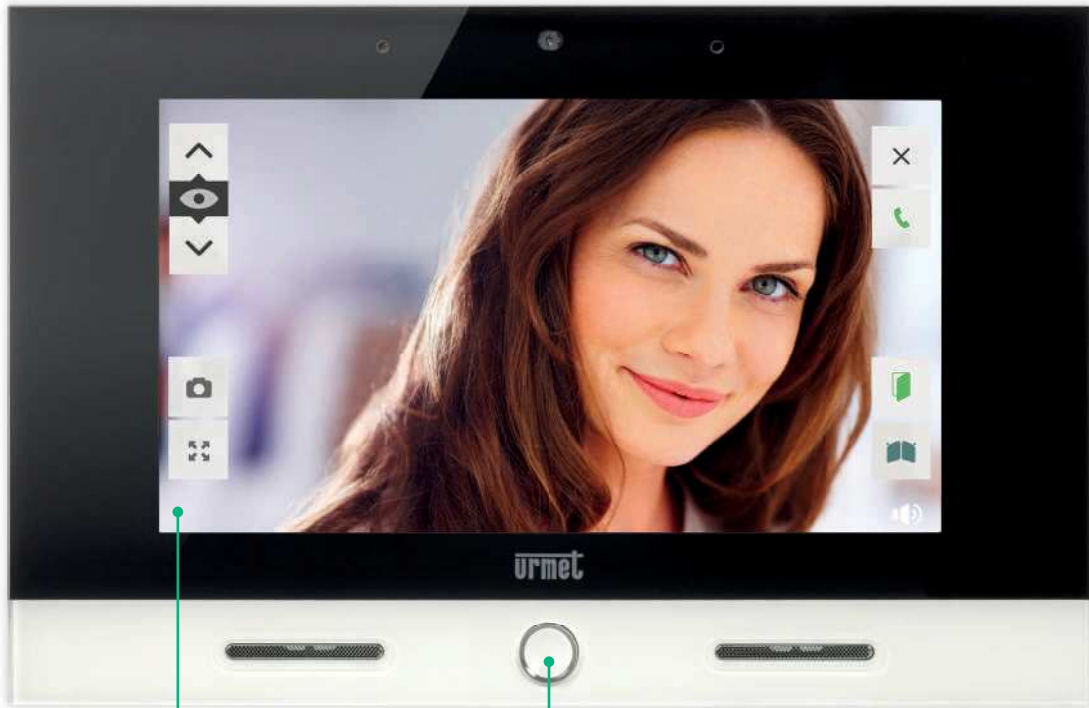
TELEPHONY

SALES NETWORK

VOG 7 video door phone

VOG 7 is the 7" video door phone that responds to **voice or gesture controls**. With VOG 7, users can not only take advantage of the typical video **door phone system** functions, but also make use of the most **advanced smart home features completely touch free**.

VOG 7 is the first video door phone with **integrated proprietary voice assistant**. It does not require any secondary devices or external voice assistants. In this way, once installed, voice controls will be immediately available and ready to be used.



Touch-screen display

Home Pushbutton



Manage and customize your own Smart Home system via smartphone and tablets using the Yno App.



Manage the video surveillance of your home via smartphone or tablet using the Urmet SECURE App.



VOG 7 can forward video door phone calls to smartphones and tablets through the CallMe App.



COMPATIBLE WITH



Smart home management

The **touch screen** features all **Urmet Apps** (upgradeable with Android) for controlling your home, making VOG 7 a perfect **home monitor** to enable/disable the **anti-theft system**, use **Yokis building automation scenarios**, and **view security cameras** as well as read proximity keys.



Cutting-edge video door phone system

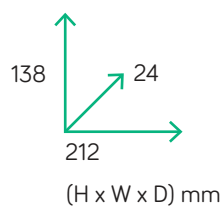
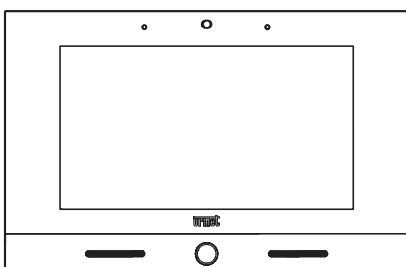
Thanks to its built-in camera, VOG 7 allows users to make **audio-video intercom calls** and send **text messages** to other flats. It transfers **calls to smartphones**, including **emergency calls**. The user also has the possibility to activate the timed MUTE function with self-restoring of the ring tone and to transfer the **video door phone call** to another flat or to the gatekeeper **lodge exchange**.

Simple interaction

In addition to voice and gesture controls, the **graphical interface** can be easily customised to suit specific user needs by setting it to: **standard mode**, simplified mode for **elderly people**, swipe mode for the **visually impaired people**.



FEATURES



Yokis

Opportunity to integrate Yokis modules. Yokis is a comprehensive range of digital micro-modules for electric system automation.

VOG 7 video door phone

2VOICE



1760/31A

VOG 7 7" TOUCHSCREEN VIDEO DOOR PHONE FOR 2VOICE SYSTEM, WHITE

VOG 7 is Urmet's latest generation 7" touchscreen video door phone for the 2Voice 2-wire system. Slim and high-tech, this device can be wall-mounted or flush-mounted.

It integrates advanced functions such as YOKIS building automation control, the display of video surveillance cameras connected to the system, management of intrusion alarm system, proximity key reading for facilitated access and many more.

It is equipped with video door phone answering machine function that can save short video clips for missed calls, and also allows you to forward calls to your smartphone on the Urmet CallMe app.

It is equipped with input for outdoor floor call button and output for call repetition on an outdoor ringer. Timed and self-resetting MUTE function and panic call to the switchboard or smartphone.

User interface selectable between standard, simplified for the elderly and swipe for the blind.

The VOG 7 provides for the possibility of managing functions using voice commands or gestures. The Android operating system allows constant update of the device to the new Urmet Group apps.

Power supply via local power supply unit 1723/22 provided as standard.

- > Equipped with Android operating system.
- > 7" 1024 x 600 px IPS touchscreen display
- > It integrates all Urmet apps for communication and home security management on its graphic interface
- > The graphic interface can be easily customised to suit specific usage requirements
- > It can be wall-mounted or flush-mounted with accessory 1760/61
- > Local power supply unit (supplied)
- > Dimensions (W x H x D): 212 x 138 x 24 mm (protruding 9 mm from the wall if flush-mounted)



1760/33A

VOG 7 7" TOUCHSCREEN VIDEO DOOR PHONE FOR 2VOICE SYSTEM, BLACK

Same features and functions of ref. 1760/31A.

- > Colour: black



ACCESSORIES

1717/52

DESK KIT FOR 7" IP VIDEO DOOR PHONES

1760/61

FLUSH-MOUNT KIT FOR VOG 7 VIDEO DOOR PHONE



It enables the VOG 7 video door phone to be flush-mounted in the wall for flush-mounted solutions.

The kit consists of a plastic flush-mounting box, a fixing wall frame and two design style frames, one in white and one in black.

- > Made in plastic material
- > Dimensions of the flush-mounting box (W x H x D): 231 x 155 x 40 mm
- > Dimension of frame (W x H x D): 250 x 174 x 4 mm



REFERENCES

	IPERCOM	
<p>1761/31</p> <p>WHITE VOG 7 7" TOUCHSCREEN VIDEO DOOR PHONE FOR IP SYSTEM</p> <p>VOG 7 is Urmet's latest generation 7" IP touchscreen video door phone. Slim and high-tech, this device can be wall-mounted or flush-mounted. It integrates advanced functions such as YOKIS building automation control, the ability to display video surveillance cameras, management of intrusion alarm system, proximity key reading for facilitated access, management of audio-video calls (thanks to the camera on board) and messaging between apartments.</p> <p>It is equipped with video door phone answering machine function that can save short video clips for missed calls, and also allows you to forward calls to your smartphone on the Urmet CallMe app. It is equipped with input for outdoor floor call button and output for call repetition on an outdoor ringer. Timed and self-resetting MUTE function and panic call to the switchboard or smartphone. User interface selectable between standard, simplified for the elderly and swipe for the blind. The VOG 7 provides for the possibility of managing functions using voice commands or gestures. The Android operating system allows constant update of the device to the new Urmet Group apps. PoE power supply, connection with double LAN and Wi-Fi.</p> <ul style="list-style-type: none"> > Equipped with Android operating system > 7" 1024 x 600 px IPS touchscreen display > It integrates all Urmet apps for communication and home security management on its graphic interface > The graphic interface can be easily customised to suit specific usage requirements > It can be wall-mounted or flush-mounted with accessory 1760/61 > PoE power supply via RJ45 port > Dimensions (W x H x D): 212 x 138 x 24 mm (protruding 9 mm from the wall if flush-mounted) 		
<p>1761/33</p> <p>BLACK VOG 7 7" TOUCHSCREEN VIDEO DOOR PHONE FOR IP SYSTEM</p> <p>Same features and functions of ref. 1761/31.</p> <ul style="list-style-type: none"> > Colour: black 		

ACCESSORIES

1717/52

DESK KIT FOR 7" IP VIDEO DOOR PHONES

1760/61

FLUSH-MOUNT KIT FOR VOG 7 VIDEO DOOR PHONE

It enables the VOG 7 video door phone to be flush-mounted in the wall for flush-mounted solutions. The kit consists of a plastic flush-mounting box, a fixing wall frame and two design style frames, one in white and one in black.

- > Made in plastic material
- > Dimensions of the flush-mounting box (W x H x D): 231 x 155 x 40 mm
- > Dimension of frame (W x H x D): 250 x 174 x 4 mm




VOG 5W-VOG 5+ video door phones


VOG 5W is the **5" video door phone** with **soft-touch buttons** on a single flat glass surface that enhances its elegance and simple lines. The connected video door phone. The integrated Wi-Fi connection enables call forwarding to smartphones.

VOG 5W also enables **touchless mode** management of the main functions, by **gestures** that activate the appropriate sensor or **voice controls**. It is also compatible with **Amazon Alexa**.




**VOG 5+
for IP system** 

It does not require a Wi-Fi connection as it is **already connected via the Ipercom system.**

Call Me 

VOG 5W can forward video door phone calls to smartphones and tablets through the CallMe App.



Integrated call forwarding

VOG 5W is **equipped with a Wi-Fi connection**, which enables video door phone call forwarding to the **smartphone, without the need of optional devices**. In case of emergency, it is also possible to transfer the **panic call** and activate the two-way audio conversation with the person who sent the request for help.



Home Automation

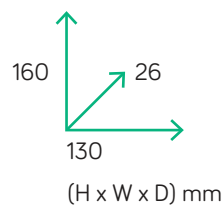
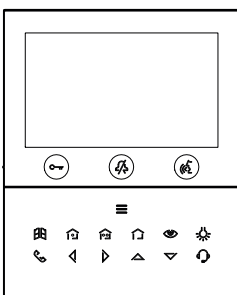
Equipped with a radio transmitter, VOG 5W integrates up to **8 Yokis controls**, 2 of which can be activated directly using the buttons on the front panel for **smart home management**. Up to **32 activations** are also available for **additional services**.

Smart video door phone system

VOG 5W features the **most advanced video door phone system functions**: standard or timed **MUTE** with ring tone self-restoring; door opener that can be programmed on a daily/weekly basis; input for **panic call** to switchboard or smartphone. In case of absence, you can also activate the **video memory** for the video door phone calls received.



FEATURES



INDOOR STATIONS

CALL FORWARDING

ENTRY PANELS

VIDEO DOORPHONE SYSTEMS

SYSTEM'S ACCESSORIES

ACCESS CONTROL

COMMUNICATION KITS

YOKIS SMART HOME

TELEPHONY

SALES NETWORK

VOG 5W-VOG 5+

video door phones

2VOICE



1760/16

VOG 5W HANDS-FREE VIDEO DOOR PHONE WITH WI-FI, WHITE, 5" DISPLAY, 2VOICE SYSTEM

Hands free video door phone with 5" colour display in 16:9 format and glass front panel. Equipped with Wi-Fi for call transfer to smartphone. Soft touch buttons with context-sensitive appearance. Equipped with IR sensor for touch-free operation using the "hand passage" function. It allows voice commands for most functions. Compatible with Alexa voice assistant. For voice commands, both proprietary and using Alexa, an internet connection via Wi-Fi is required. MUTE function both traditional and pre-set 8-hour self-reset and ON-OFF programming on a daily basis. It allows 32 intercom calls to other indoor stations and 32 additional activations of auxiliary services. It allows auto-enabling on external entry panel and display of other surveillance cameras on the 2Voice system. Automatic door opener function on call (doctor function) with daily programming. Buttons for calling the switchboard and switching on staircase lights. On-board 8-channel Yokis radio transmitter for as many commands or building automation scenarios. 5 ring tones available. Floor call input and output for call repetition to an external ring tone and two outputs for as many activations. Tactile recognition for the blind for answer and door opening buttons. Equipped with hearing aid. Front glass panel. White.

- > 5" TFT display 800 x 480 pixel resolution
- > Consumption in stand-by mode: 3 mA
- > Max. consumption: 160 mA
- > Max. current and voltage that can be switched on outputs 50 mA 24Vdc/ac
- > Wi-Fi 2.4 GHz
- > 3 operating modes
- > Mounting on 503 or round box, diameter 60 mm
- > Operating temperature: -5 °C +50 °C
- > Dimensions (W x H x D): 130 x 160 x 26 mm



1760/15

VOG 5W HANDS-FREE VIDEO DOOR PHONE WITH WI-FI, BLACK, 5" DISPLAY, 2VOICE SYSTEM

Same features and functions of ref. 1760/16.

- > Colour: black





ACCESSORIES

1760/52

DESKTOP STAND FOR VOG 5 AND VOG 5W VIDEO DOOR PHONE

Made of plexiglass with white glass decal on front panel side. Complete with cable fixing set and connection socket. 55° inclination.

REFERENCES

	IPERCOM	
<p>1761/16</p> <p>WHITE IP VOG 5+ HANDS FREE VIDEO DOOR PHONE WITH 5" DISPLAY FOR IPERCOM SYSTEM</p> <p>Hands free video door phone with 5" colour display in 16:9 format and glass front panel. Soft touch buttons with context-sensitive appearance. Equipped with IR sensor for touch-free operation using the "hand" function. It allows voice commands for most functions. MUTE function, both traditional and with set 8-hour self-reset and ON-OFF programming on a daily basis. It allows making intercom calls to other indoor stations and additional activations of auxiliary services. It enables auto-on function on the external entry panel. Automatic door opener function on call (doctor function) with daily programming. Buttons to call the switchboard and switch on staircase lights. On-board 8-channel Yokis radio transmitter for as many commands or building automation scenarios. 5 ring tones available. Floor call input and output for call repetition to an external ring tone and an input for panic call on switchboard or smartphone. Tactile recognition for the blind for answer and door opening buttons. Equipped with hearing aid. Front glass panel. White colour.</p> <ul style="list-style-type: none"> > 5" TFT display 800 x 480 pixel resolution > Power supply via PoE > 3 MUTE operating modes > Mounting on 503 or round box with 60mm diameter > Operating temperature: -5 °C +50 °C > Dimensions (W x H x D): 130 x 160 x 26 mm 	●	
<p>1761/15</p> <p>BLACK IP VOG 5+ HANDS FREE VIDEO DOOR PHONE WITH 5" DISPLAY FOR IPERCOM SYSTEM</p> <p>Same features and functions of ref. 1761/16.</p> <ul style="list-style-type: none"> > Colour: black 	●	
<h3>ACCESSORIES</h3>		
<p>1760/52</p> <p>DESKTOP STAND FOR VOG 5 AND VOG 5W VIDEO DOOR PHONE</p> <p>Made of plexiglass with white glass decal on front panel side. Complete with cable fixing set and connection socket. 55° inclination.</p>		

VOG 5 video door phone

VOG 5 is the 5" video door phone equipped with soft-touch buttons. The video door phone functions can be controlled directly by pressing the control buttons, but also by gestures that activate the dedicated sensor. The answering and door opener functions can also be used

by visually impaired people as the monitor has raised marks on the sides that identify the position of the buttons. In the **IP version**, all functions are shown with specific icons on the display for deaf people.



Call Me

VOG 5 can forward video door phone calls to smartphones and tablets through the CallMe App; adding the call forwarding device to the vide door phone system (see page 41).

GET IT ON Google Play | Download on the App Store | [Other app store icons]

Muzo | Appi cantato

Case of more

Termina | Appi porta

COMPATIBLE WITH

REFERENCES

	IPERCOM	2VOICE
<p>1760/6</p> <p>VOG 5 HANDS-FREE VIDEO DOOR PHONE, WHITE, 5" DISPLAY, 2VOICE SYSTEM</p> <p>Hands free video door phone with 5" colour display in 16:9 format. Soft-touch buttons. Equipped with IR sensor for touch-free operation using the "hand passage" function. MUTE function both traditional and with pre-set 8-hour self-reset. It allows 3 intercom calls to other indoor stations. It allows auto-enabling on external entry panel and display of other surveillance cameras on the 2Voice system. Automatic door opener function on call (doctor function). Buttons for calling the switchboard and switching on staircase lights. 5 ring tones available. Floor call input and output for call repetition to an external ring tone. Tactile recognition for the blind for answer and door opening buttons. Equipped with hearing aid. Front panel in white plastic material.</p> <ul style="list-style-type: none"> > 5" TFT display 800 x 480 pixel resolution > Consumption in stand-by mode: 3 mA > Max. consumption: 160 mA > Mounting on 503 or round box, diameter 60 mm > Operating temperature: -5 °C +50 °C > Dimensions (W x H x D): 130 x 160 x 26 mm 		
<p>1761/6</p> <p>WHITE VOG 5 HANDS FREE VIDEO DOOR PHONE WITH 5" DISPLAY FOR IP SYSTEM</p> <p>IP video door phone for IperCom system with elegant and essential design. Equipped with 5" display and soft-touch buttons. It allows the main functions to be operated in touchless mode via gestures on the on-board sensor. Input for floor call button and output for repeating calls to an external ringer. Input for panic call button to switchboard. It handles up to 3 intercom calls to other users. Call volume adjustment with MUTE function (normal or timed with ringer self-reset). Answer and door opener keys identifiable by the blind. Indications with icons on the display for the deaf.</p> <ul style="list-style-type: none"> > 5" 800 x 480 px IPS display > Call tone selectable from 5 possible options > 3-position call volume adjustment > Wall-mounted > Tabletop mounting using optional adapter 1760/52 > Colour: white > PoE power supply via RJ45 port > Dimensions (W x H x D): 130 x 160 x 26 mm 		

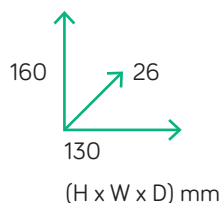
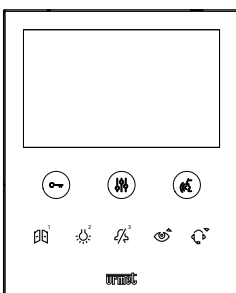
ACCESSORIES

1760/52

DESKTOP STAND FOR VOG 5 AND VOG 5W VIDEO DOOR PHONE

Made of plexiglass with white glass decal on front panel side. Complete with cable fixing set and connection socket. 55° inclination.

FEATURES



max¹⁰ video door phone

Max 10 is the Urmet thin 10" IP touchscreen video door phone, can be wall or flush mounted. Sensitive Touch technology integrates functions such as building automation control, appliance and video

surveillance system management, home alarm system management, proximity key scanning for facilitated access, audio and video call and messaging management directly from a smartphone through the Urmet **CallMe**.



↓
Home Pushbutton



Manage and customize your own Smart Home system via smartphone and tablets using the Yno App.

iUVS plus APP



Manage the video surveillance of your home via smartphone or tablet using the iUVS Plus App.

COMPATIBLE WITH



Max 10 can forward video door phone calls to smartphones and tablets through the CallMe App.



REFERENCES

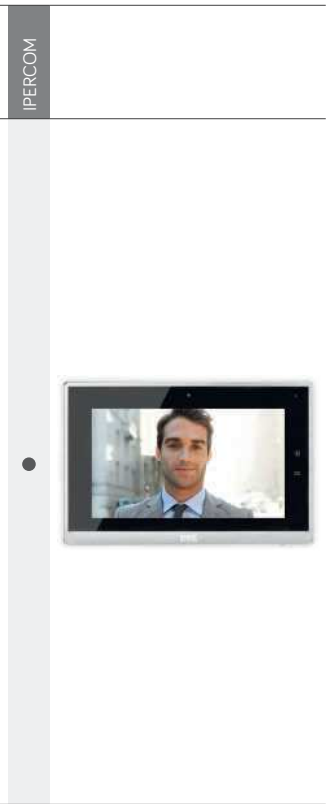
1717/21

VIDEO HOUSEPHONE MAX 10"

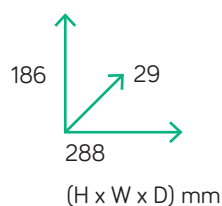

Max 10 is the latest-generation 10" IP touchscreen video door phone that provides function management via vocal commands or hand gestures. It integrates advanced functions such as Yokis building automation control, the ability to display video surveillance cameras, management of intrusion alarm system, proximity key reading for facilitated access, management of audio/video calls (thanks to the camera on board) and messaging between apartments. Equipped with video door phone answering machine used to store short clips of missed calls. It also allows calls to be forwarded to your smartphone on Urmet CallMe app. Three user interfaces selectable between standard, simplified for the elderly and swipe for the blind. Timed and self-resetting mute function, panic call to the switchboard or smartphone. The Android operating system allows constant update of the device with the new Urmet Group Apps.

Integrated Wi-Fi for management of apartment services. PoE power supply. Surface wall mount.

- > Touchscreen 10" display
- > Screen resolution: 1024x600
- > Wide view angle (HxV: 160°x160°)
- > Double LAN and Wi-Fi port
- > MicroSD card slot for customising ring tones or backgrounds and for exporting video clips or access history files
- > Yokis 8-channel radio transmitter
- > 2 inputs for floor call and panic call
- > 1 output for automatic recall
- > PoE power supply, max consumption 12W
- > Dimensions (W x H x D): 288 x 186 x 29
- > Wall mounting on 503 box



FEATURES



Yokis

Opportunity to integrate Yokis modules. Yokis is a comprehensive range of digital micro-modules for electric system automation.

INDOOR STATIONS

CALL FORWARDING

ENTRY PANELS

VIDEO DOORPHONE SYSTEMS

SYSTEM'S ACCESSORIES

ACCESS CONTROL

COMMUNICATION KITS

YOKIS SMART HOME


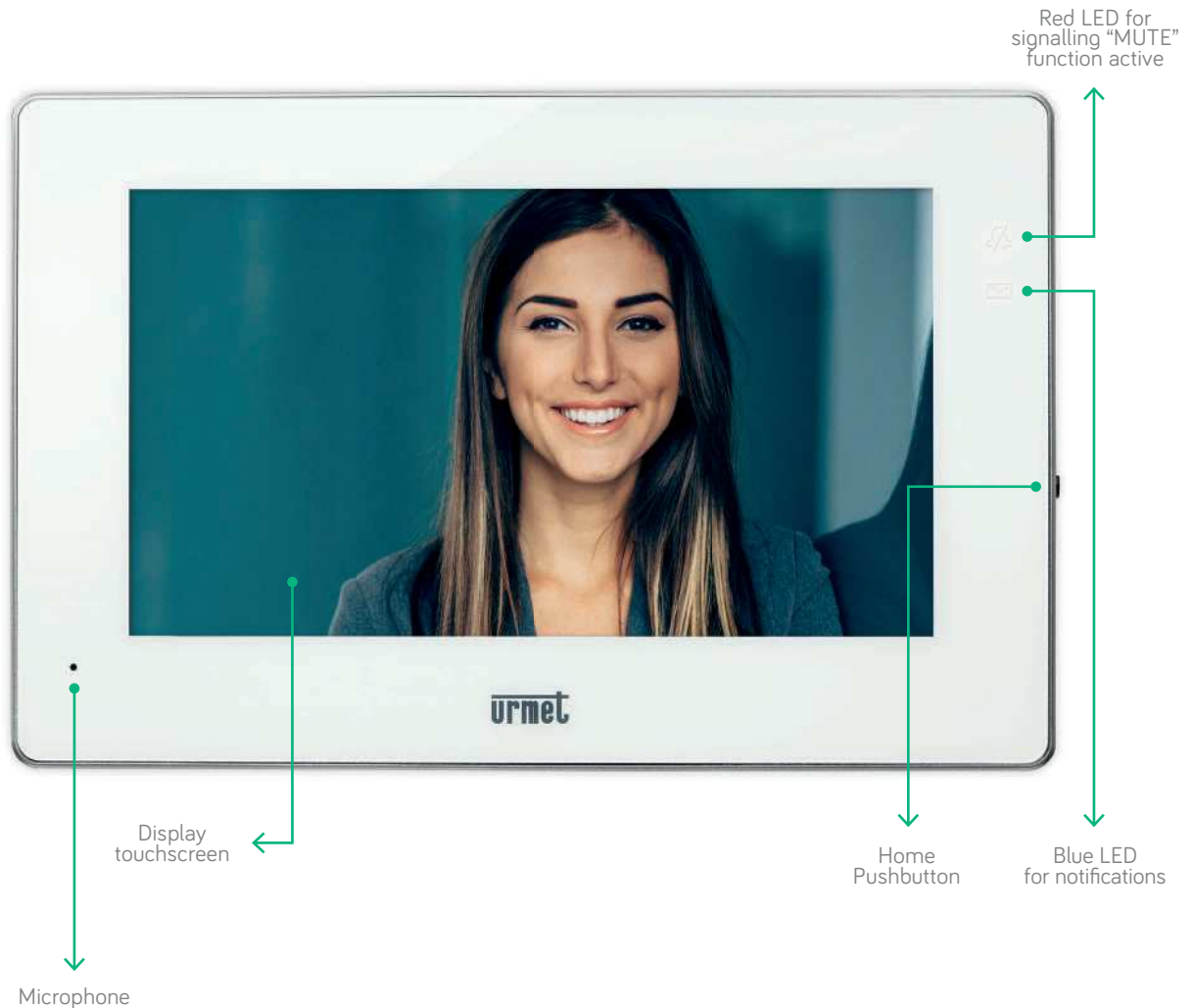
TELEPHONY

SALES NETWORK

1741 Basic video door phone

It is equipped with video door phone answering machine function that can save short clips of missed calls. It also allows you to forward calls to your smartphone on the Urmet **CallMe** App (via the system internet connection).

Timed and self-resetting MUTE function and panic call to the switchboard or smartphone. User interface selectable between standard, simplified for the elderly and swipe for the blind.



1741 Basic can forward video door phone calls to smartphones and tablets through the CallMe App.



COMPATIBLE WITH



REFERENCES

1741/1


BASIC 7" TOUCHSCREEN VIDEO DOOR PHONE 1741 FOR IP SYSTEM

All Urmet IP video door phone functions.

It is equipped with video door phone answering machine function that can save short clips of missed calls. It also allows you to forward calls to your smartphone on the Urmet CallMe app (via the system internet connection).

It is equipped with input for outdoor floor call button and output for call repetition on an outdoor ringer. Timed and self-resetting MUTE function and panic call to the switchboard or smartphone. User interface selectable between standard, simplified for the elderly and swipe for the blind.

- > Colour: white
- > Equipped with Android operating system.
- > 7" touchscreen IPS display with 1024 x 600 px
- > The graphic interface can be easily customised to suit specific usage requirements.
- > Wall-mounted
- > PoE power supply via RJ45 port
- > Dimensions (W x H x D): 200 x 130 x 24.5 mm



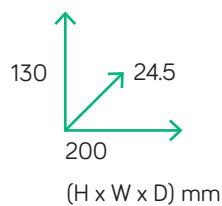

ACCESSORIES

1723/52

DESKTOP STAND FOR VMODO VIDEO DOOR PHONE

Suitable for 7" monitors of coax, 2Voice and 1722/ 1723 kit lines. Not suitable for 7" VOG 7 monitor.

FEATURES



INDOOR STATIONS

CALL FORWARDING

ENTRY PANELS

VIDEO DOORPHONE SYSTEMS

SYSTEM'S ACCESSORIES

ACCESS CONTROL

COMMUNICATION KITS

YOKIS SMART HOME

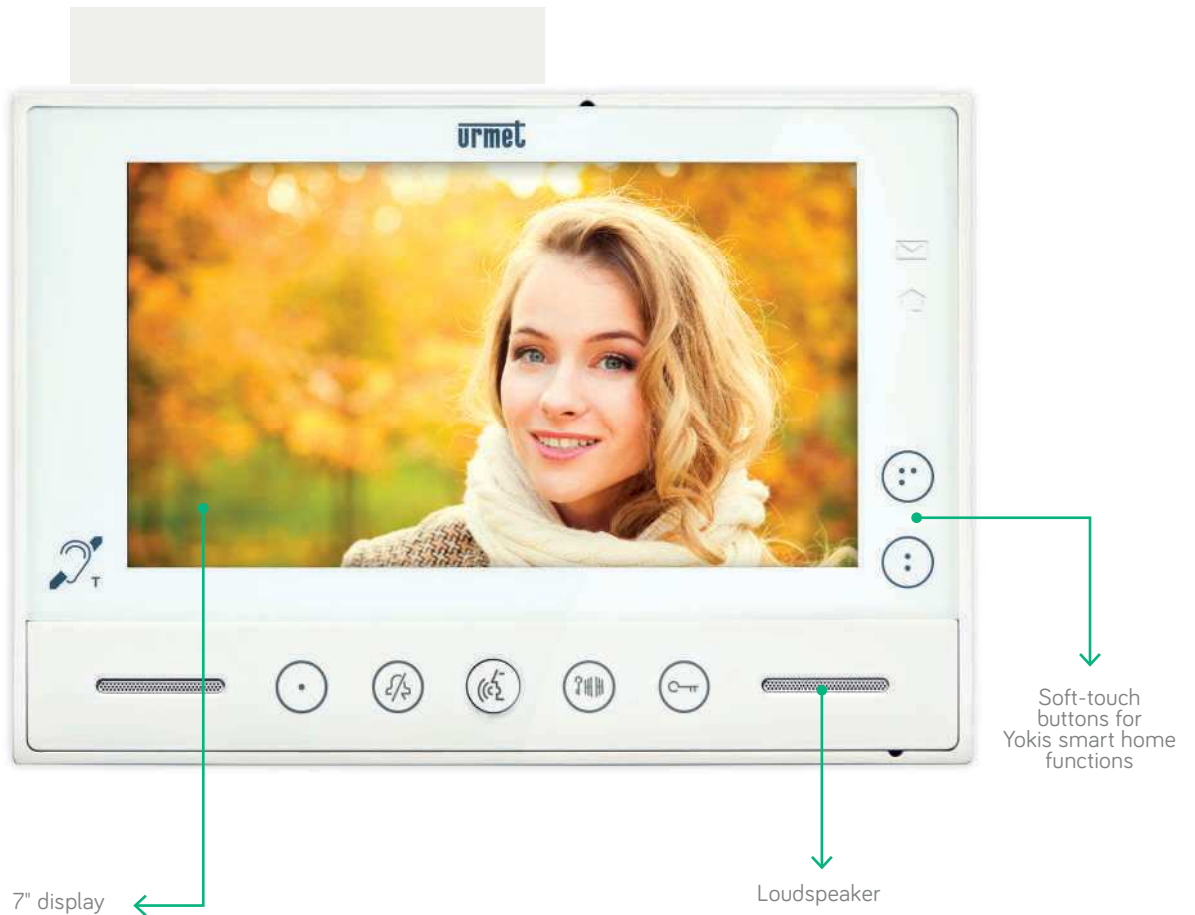
TELEPHONY

SALES NETWORK

vmodo video door phone


vModo: 7" soft touch video door phone. It has 4 soft touch buttons for door opener, gate opener, mute and one for programmable accessory functions (call to switchboard, intercom, activation), ILA Hearing Assistive Aid. It also allows the management of audio-video calls and call forwarding by adding the Urmet CallMe device.

Wall mounting or flush mounting on rectangular 3 modules or round ø60 mm flush boxes. It can manage 2 Yokis smart home scenarios thanks to the built-in Yokis transmitter and 2 dedicated soft touch buttons. The MUTE function can be used also in timed mode, automatically deactivating the function after 8 hours.





Call Me





vModo can forward video door phone calls to smartphones and tablets through the CallMe App; adding the call forwarding device to the vide door phone system (see page 41).



COMPATIBLE WITH 

REFERENCES

1719/1

VMODO VIDEO DOOR PHONE, 7" SOFT-TOUCH, 2VOICE SYSTEM

Colour 7" soft-touch video door phone for 2Voice system. The monitor is equipped with 4 soft-touch buttons for door opener, gate opener, mute and a user-programmable function (intercom, special activation). It allows 2 building automation scenarios to be controlled with Yokis thanks to the on-board radio transmitter and 2 dedicated soft-touch buttons. The Mute function can also be timed, with the automatic deactivation of the function after 8 hours. It is compatible with the phone call forwarding device on Urmet CallMe mobile phone. Equipped with interface for the hearing impaired.

- > 7" TFT display 800 x 480 pixel resolution
- > Consumption in stand-by mode: 4 mA
- > Max. consumption: 250 mA
- > Mounting on 503 or round box, diameter 60 mm
- > Operating temperature: -5 °C +50 °C
- > Dimensions (W x H x D): 205 x 143 x 26 mm

2VOICE



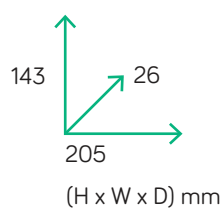
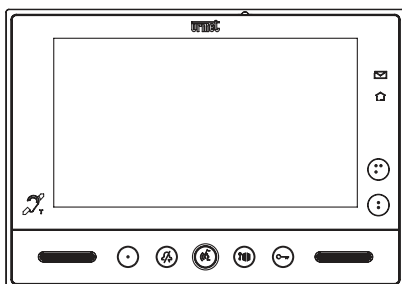
ACCESSORIES

1723/52

DESKTOP STAND FOR VMODO VIDEO DOOR PHONE

Suitable for 7" monitors of coax, 2Voice and 1722/ 1723 kit lines. Not suitable for 7" VOG 7 monitor.

FEATURES



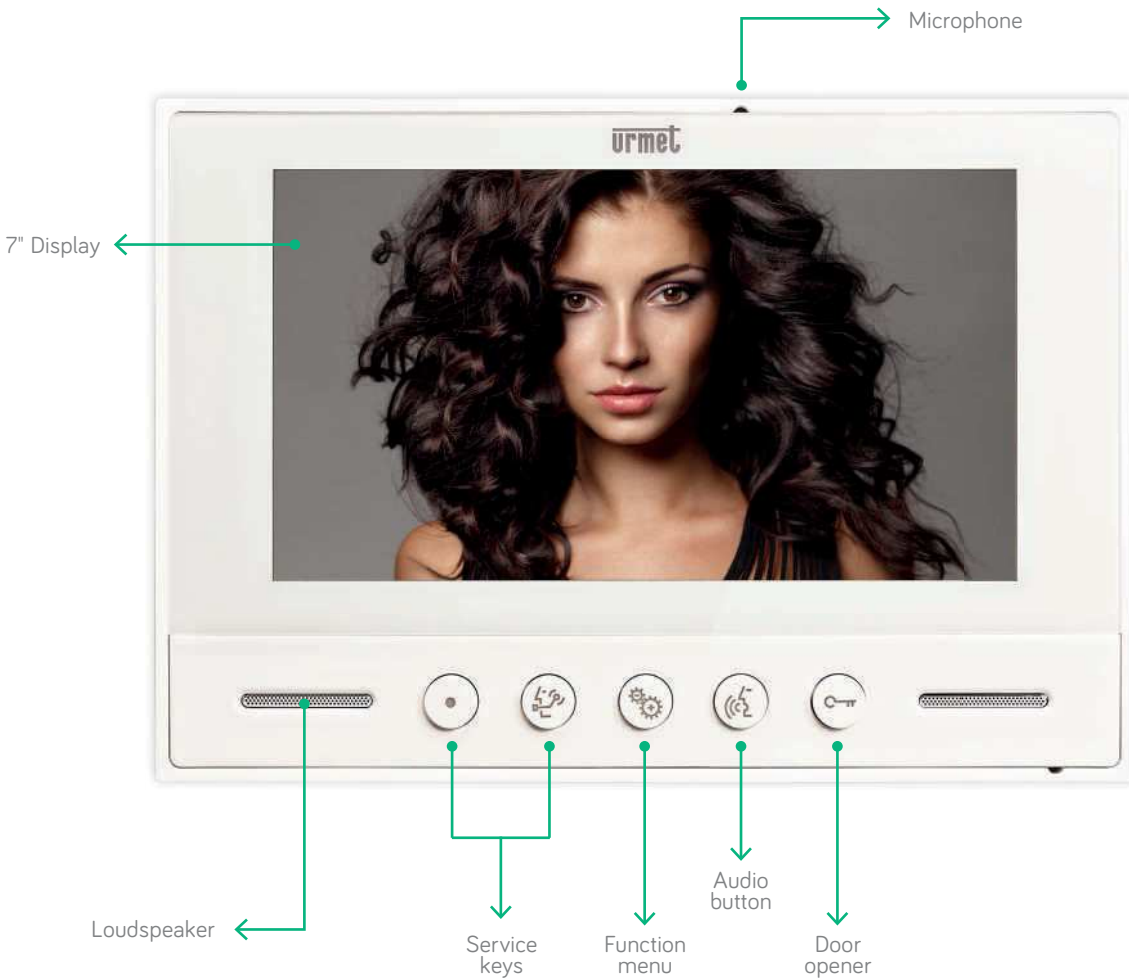
Yokis

Opportunity to integrate Yokis modules. Yokis is a comprehensive range of digital micro-modules for electric system automation.

nexo2 video door phone

Nexo2 a 7" colour TFT video door phone, hands-free audio and a simple interface make for a tool that is easy to use.

All functions (audio ON/OFF, door opening, accessory functions) can be activated from four simple modules.



Call Me

Nexo2 can forward video door phone calls to smartphones and tablets through the CallMe App; adding the call forwarding device to the vide door phone system (see page 41).

The image shows a smartphone displaying the CallMe app interface. The app has a top bar with 'urmet' and two buttons: 'Muzo' and 'Apri cantato'. Below is a video feed of a woman. At the bottom are two buttons: 'Termina' and 'Apri porta'.

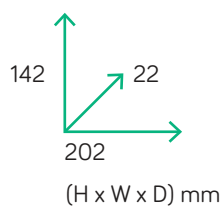
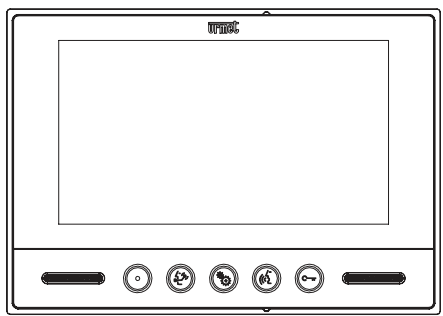
COMPATIBLE WITH

REFERENCES

	COAX	2VOICE
<p>1708/2</p> <p>NEXO2 7" DISPLAY VIDEO DOOR PHONE WITH BUTTONS FOR COAX SYSTEM</p> <p>Made of white plastic material. Equipped with 5 buttons for answering, door opening, settings and 2 auxiliary services. Suitable for analogue video door phone systems with coaxial cable.</p> <ul style="list-style-type: none"> > 7" TFT display with 320 x 280 pixel resolution > Max. consumption: 450 mA > Mounting on 503 or round 60-mm diameter box > Operating temperature: 0 °C to +50 °C > Dimensions (W x H x D): 202 x 142 x 22 mm 	●	●
<p>1708/955</p> <p>VIDEO INTERFACE FOR NEXO VIDEO DOOR PHONE FOR 5-WIRE COAX SYSTEM</p> <p>The device Ref.1708/955 allows connecting the video door phone mod. Nexo Ref.1708/1 to 5-wire systems with electronic call function by replacing the board of the terminal block supplied with the video door phone.</p> <ul style="list-style-type: none"> > 18Vdc power supply 	●	●



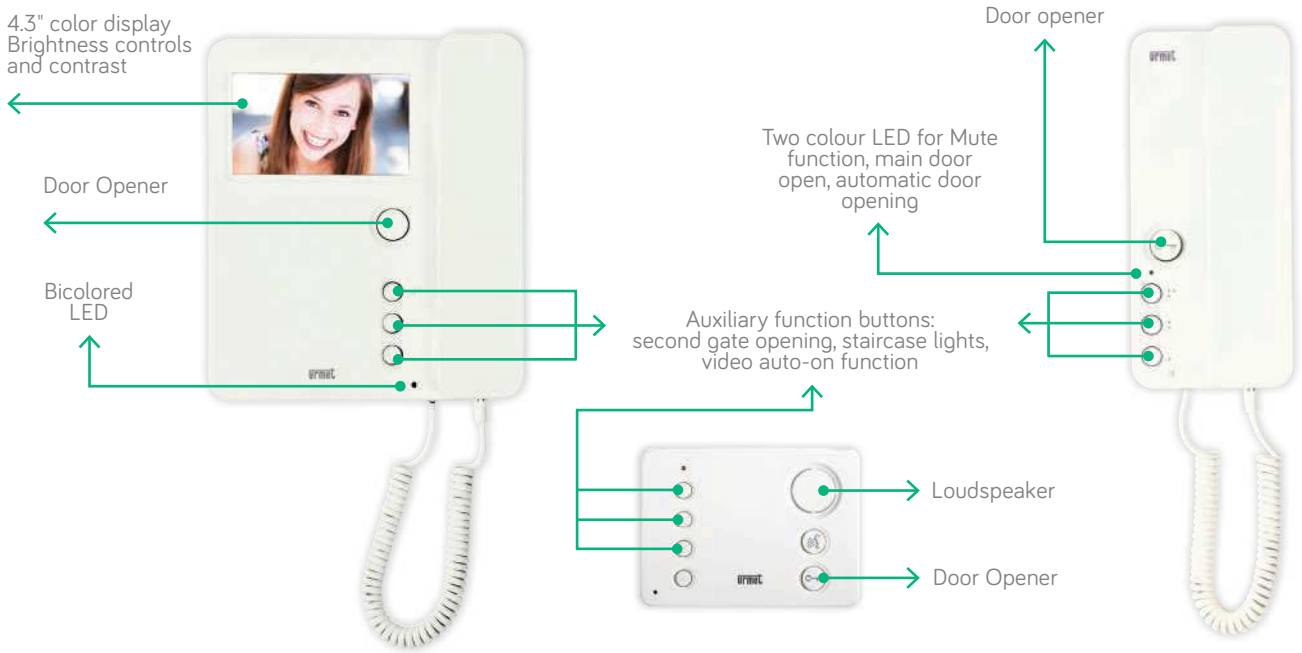
FEATURES




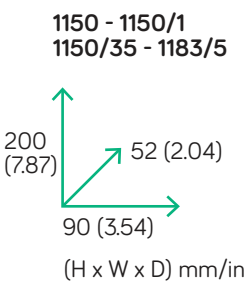
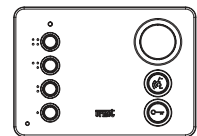
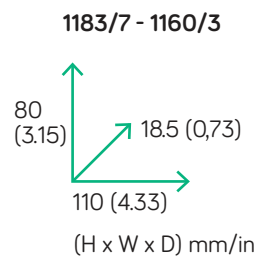
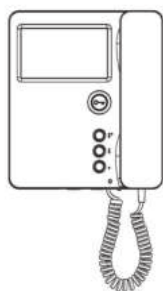
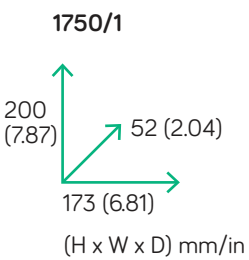
miro range

Miro is the monitor with three standard buttons for auxiliary functions, built-in induction loop for hearing-aid users and 4,3" colour display with which it is possible to exploit maximum power, functionality and versatility of **2Voice** system also for audio or mixed systems.

In the **2Voice** digital version, **Miro Audio** adapts perfectly to its role of secondary indoor service station; in analogue systems **Miro Audio** is compatible with all **4+n** systems and is the ideal choice to replace old door phones or to turn the old bell ring into an audio system.



FEATURES



Miro allows to forward a video door phone call on smartphones and tablets through the CallMe App, adding the device complying to video door phone system in use (see page 37).






MiRO VIDEO
COMPATIBLE WITH



MiRO AUDIO
COMPATIBLE WITH



REFERENCES

	2VOICE	4+N	1+N	
<p>1750/1</p> <p>MÌRO VIDEO DOOR PHONE WITH HANDSET, 4.3" DISPLAY, 2VOICE SYSTEM</p> <p>Colour video door phone with door opener button (backlit) and 3 additional buttons for additional functions (opening of second driveway entrance, staircase light control, switchboard call, intercom call, etc.). LEDs indicating the various functions: call active, MUTE function active, door open, automatic door opener active. The device provides 5 different types of ring tones for the incoming calls and the floor call. It is compatible with the phone call forwarding device on Urmet CallMe mobile phone. Equipped with interface for the hearing impaired.</p> <ul style="list-style-type: none"> > 5 ring tones available > Video resolution: 480 x 272 > Surface wall mount, with fixing on flush-mounting box 503 or round 60-mm diameter box > Polished white > System: 2Voice > Dimensions (W x H x D): 175 x 200 x 52 mm 	●			
<p>1150</p> <p>MÌRO DOOR PHONE FOR 4+N SYSTEM</p> <p>Door phone with handset to make 4+N analogue systems with electronic call. It features the door opener button.</p> <ul style="list-style-type: none"> > Colour: white > System: 4+n audio with electronic call > Dimensions (W x H x D): 90 x 220 x 50 mm 		●		
<p>1150/1</p> <p>MÌRO 1-KEY WHITE DOOR PHONE FOR 4+N SYSTEM</p> <p>The door phone features a door opener key and is preset for the addition of another 2 independent keys, to be used for intercom systems or auxiliary services (staircase light, secondary electrical lock opener, etc.). Miro design style.</p> <ul style="list-style-type: none"> > Dimensions (W x H x D): 90 x 220 x 50 mm > Colour: white > System: 4+n audio with electronic call 		●		
<p>1150/35</p> <p>MÌRO DOOR PHONE FOR 1+N SYSTEM PRESET FOR 2 KEYS</p> <p>The door phone features a door opener key and is preset for the addition of another 2 independent keys, to be used for intercom systems or auxiliary services (staircase light, secondary electrical lock opener, etc.). Miro design style</p> <ul style="list-style-type: none"> > Dimensions (W x H x D): 90 x 220 x 50 mm > Colour: white > System: 1+n audio with electronic call 			●	
<p>1183/5</p> <p>HANDSET MÌRO DOOR PHONE, COMFORT, 2VOICE SYSTEM</p> <p>The Miro handset door phone is equipped with a door opener button (backlit) and 3 additional buttons for additional functions (opening of second driveway entrance, switching on staircase lights, call to switchboard, intercom call, etc.). LEDs indicating the various functions: call active, MUTE function active, door open, automatic door opener active. It is equipped with an input for floor call signalling and an output for call repetition on an external device (ring tone, flashing light, etc.). The device provides 5 different types of ring tones for the incoming calls and the floor call. Each different tone will allow the origin of the call to be clearly identified. It also allows adjusting the ring tone volume and activating the MUTE function to momentarily silence it</p> <ul style="list-style-type: none"> > 5 ring tones available > Dimensions (W x H x D): 90 x 220 x 50 mm > Polished white > System: 2Voice 	●			

INDOOR STATIONS

CALL FORWARDING

ENTRY PANELS

VIDEO DOORPHONE SYSTEMS

SYSTEM'S ACCESSORIES

ACCESS CONTROL



COMMUNICATION KITS

YOKIS SMART HOME

TELEPHONY

SALES NETWORK

REFERENCES

	2VOICE	IPERCOM
<p>1183/7</p> <p>MÌRO HANDS-FREE DOOR PHONE, 2VOICE SYSTEM</p> <p>The Miro hands-free door phone has a speech unit, door opener button and additional buttons for auxiliary services, backlit speech activation button and door opener, 2 programmable function buttons for additional functions: driveway gate opening, intercom calls (2), adjustable call volume, selectable call ring tone, MUTE function for call, input for floor call, output for call repetition, multi-coloured signalling LED, 2 auxiliary inputs for various services (e.g. connection to E2BPP for Yokis scenarios).</p> <ul style="list-style-type: none"> > Dimensions (W x H x D): 110 x 80 x 19 mm (9 mm off wall if flush-mounted) > Polished white > System: 2Voice 	●	
<p>1160/3</p> <p>MÌRO HANDS-FREE DOOR PHONE, IPERCOM SYSTEM</p> <p>Hands-free door phone with door opener key and additional keys for auxiliary services. Equipped with backlit speech activation button and door opener button, two additional programmable buttons for additional services (intercom calls, driveway opening, drives). Adjustable call volume, selectable call tune, MUTE function, input for floor call and output for call repetition, 2 auxiliary inputs for various services (e.g. connection to E2BPP for Yokis scenarios) controllable from 2 additional local buttons, Miro design style.</p> <ul style="list-style-type: none"> > It can be installed on the wall or in flush-mounted box 503 > Dimensions (W x H x D): 110 x 80 x 19 mm (protruding 9 mm from the wall if flush-mounted) > System: IperCom 	●	

REFERENCES

ACCESSORIES

1750/51

WALL WIRE COVER TRIM FOR MÌRO HANDSET VIDEO DOOR PHONE

- > White plastic plate with polished finish
- > It provides an aesthetic finish and fits the front panel to the wall for the MÌRO 1750/1 video door phone with handset
- > Dimensions (W x H): 200 x 227 mm

1750/92

DESKTOP STAND FOR MÌRO HANDSET VIDEO DOOR PHONE

- > Made of transparent plastic
- > Connecting socket provided
- > Video door phone inclination with respect to the surface: 40°
- > Stand dimensions (W x D): 173 x 190 mm

1150/51

FRAME FOR MÌRO DOOR PHONE

- To be used to cover the impression left by old door phones that have been replaced.
- > Dimensions (W x H x D): 118 x 242 x 3 mm

1150/50

DESKTOP STAND FOR MÌRO DOOR PHONE

- > Made of transparent plastic
- > Connecting socket provided
- > Door phone inclination with respect to the surface: 40°
- > Stand dimensions (W x D): 115 x 190 mm

1150/55

PACKAGE WITH 8 ADDITIONAL KEYS FOR MÌRO DOOR PHONE

9854/56

UNIVERSAL BUZZER FOR DOOR PHONES AND VIDEO DOOR PHONES

1750/50


IN/OUT DEVICE FOR MÌRO HANDSET VIDEO DOOR PHONE

- > Impedance adapter for Mìro and VOG5 video door phones
- > For use in systems with in-out wiring without distributors 1083/55

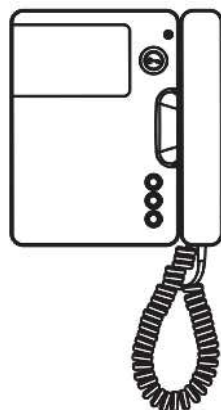
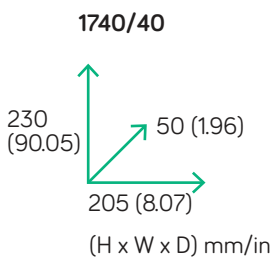
signo video door phone

Minimal lines for a very thin design, by **Citterio**. The intuitive operation buttons provide services as: door opener and 3 auxiliary buttons for secondary services, e.g. staircase light, secondary electrical lock opener, intercom call. Cabling is extremely simple and the user-friendly Urmet

bracket system allows to apply **Signo** to all major analogue systems. The indoor station is fit for use by hearing impaired people wearing hearing aids that can capture the electromagnetic waves produced by the loudspeakers built-in into the indoor station.



FEATURES



- > Colour display
- > Glossy finishing
- > Minimum encumbrance
- > Compliant with EU ETS300381 and EN60118 regulations on T-mode hearing aid devices




Signo allows to forward a video door phone call on smartphones and tablets through the CallMe App, adding the device complying to the video door phone system in use (see page 41).

COMPATIBLE WITH



REFERENCES

	COAX	5FILI	
1740/40			
SIGNO HANDSET VIDEO DOOR PHONE WITH 4" COLOUR DISPLAY			
Equipped with 1 backlit door opening button with green LED, 3 buttons for additional services, call volume adjustment with "Mute" function. It is compatible with the phone call forwarding device on Urmet CallMe mobile phone. Equipped with interface for the hearing impaired			
<ul style="list-style-type: none"> > Supply voltage 16 - 18Vdc > Liquid crystal display: 4" > Operating temperature -5 °C to + 50 °C > Finish: polished > Colour: white > Dimensions: (W x H x D) 205 x 225 x 50 mm 			

SYSTEMS BRACKETS

1740/955

BRACKET FOR 5-WIRE SYSTEMS FOR SIGNO MONITOR

Ready for insertion of the auxiliary buzzer UTD 9854/52 or three-tone gong UTD 1132/54.

1740/90

BRACKET FOR SIGNO VIDEO DOOR PHONE FOR VIDEO COAX CABLE SYSTEMS

Provided with fixed terminal block and ready for insertion of the auxiliary buzzer UTD 9854/52 or three-tone gong UTD 1132/54.

ACCESSORIES

1740/92

DESKTOP KIT FOR SIGNO HANDSET VIDEO DOOR PHONE

To be used to install the Signo video door phone on the desktop.

- > Made of Plexiglass
- > Connecting socket provided as standard

9854/55

BUZZER FOR SIGNO VIDEO DOOR PHONE

9854/58

CALLME CALL FORWARDING DEVICE FOR ANALOGUE SYSTEMS

It provides call forwarding function to smartphones for users with analogue video door phone devices with coax cable.

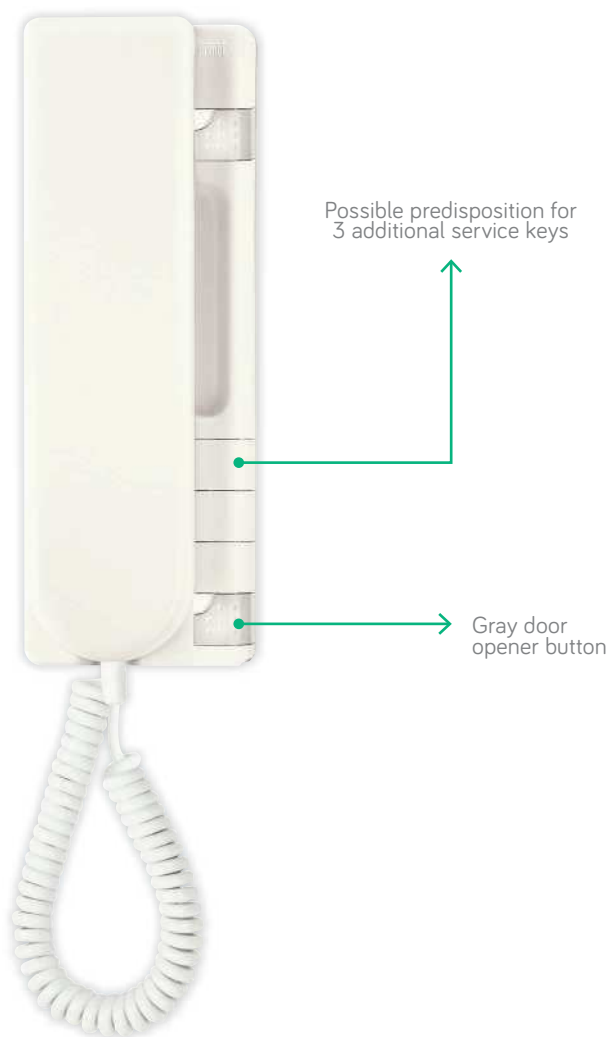
- > Size: 6 DIN modules
- > Power supply unit provided as standard (2 DIN)



1130 door phone

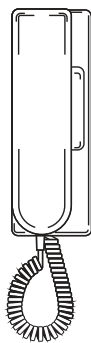
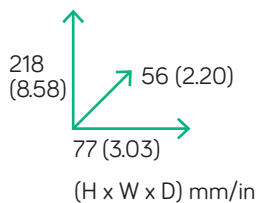
Door phone **1130**, designed by **Giugiaro**, can be used solely in traditional door phone systems, with buzzer call. It is fit for connection with electromechanical single-wire

door phone exchange. Its versatility makes it suitable to replace existing door phone systems model 1030, model 930 and model 730.



FEATURES

1130/16



- > Usable in traditional door phone systems with buzzer
- > Available in white or ivory colour
- > Suitable for replacing 1030, 930 and 730 models in existing system





1130 door phone allows to forward a video door phone call on smartphones and tablets through the CallMe App, adding the device complying to the video door phone system in use (see page 41).


COMPATIBLE WITH




REFERENCES

	4+N	1+N	
<p>1130/16</p> <p>UNIVERSAL DOOR PHONE 1130 FOR 4+N OR 1+N SYSTEMS</p> <p>Suitable to be retrofitted on Urmet analogue door phones and analogue door phones of major brands on the market. It can be installed on 4+n and 1+n systems. It features traditional buzzer call or electronic call on the micro-telephone loudspeaker.</p> <ul style="list-style-type: none"> > Made in plastic material > Colour: ivory white 	•	•	
<i>NOTE: Not suitable for analogue systems with exchange call or intercom services.</i>			
<p>1130/11</p> <p>TRADITIONAL 1130 DOOR PHONE FOR 4+N SYSTEM</p> <p>It features a door opener button and one additional button.</p> <ul style="list-style-type: none"> > Made in plastic material > Colour: ivory white 		•	
<p>1130/65</p> <p>1130 WHITE DOOR PHONE WITH MICROSWITCH ON HANDSET</p> <p>To be used in 4+N analogue systems with traditional call on buzzer. Equipped with door opener button.</p> <ul style="list-style-type: none"> > Made in plastic material > Colour: white 		•	

ACCESSORIES

<p>9854/56</p> <p>UNIVERSAL BUZZER FOR DOOR PHONES AND VIDEO DOOR PHONES</p>			
<p>9854/58</p> <p>CALLME CALL FORWARDING DEVICE FOR ANALOGUE SYSTEMS</p> <p>It provides call forwarding function to smartphones for users with analogue video door phone devices with coax cable.</p> <ul style="list-style-type: none"> > Size: 6 DIN modules > Power supply unit provided as standard (2 DIN) 			



Call forwarding

Call forwarding

CallMe is the call forwarding solution by Urmet allowing you to use your smartphone or tablet to answer your video door phone and open doors and gates even when you are not at home.

CallMe is available either for multi-user solution or single user with the new additional features: auto-enabling*, call history lost and video images*

CallMe is the call forwarding solution by Urmet allowing you to use your smartphone or tablet to answer your video door phone and and door phone. It does not require the old video door phone replacement. Download the Urmet CallMe app on your smartphone and connect it with the device. For the **call forwarding** function via Wi-Fi on board, refer to the **Indoor Station** chapter.

*Using outdoor station with camera.



More comfort

Are you in your garden, on the terrace or in front of the TV? No need to get up: with **Urmet call forwarding systems** you don't have to stop what you're doing to answer the door.



More opportunities

Have you got a second house? With the **Urmet call forwarding systems** you can check who's ringing and manage your call at any moment.



Monitor access and remotely manage your video door phone



More practical

Is there a parcel for you and you are not at home? With **Urmet call forwarding systems** you can speak with the courier and arrange a new delivery or open the door to leave the parcel with a neighbour.



More security

Have you left elderly people alone at home? With **Urmet call forwarding systems** you can check who's ringing and answer in their place. In addition, they can call you on your smartphone without having to look for your mobile number: they simply have to press the key on the door phone and get in touch.



CallMe multi-user



The new multi-user solution

CallMe is now even simpler and more versatile. **Adding a single device for the entire building**, all users will have available in their apartment

the call forwarding function on smartphones. **CallMe** multi-user is the fastest, cheapest and least invasive solution for all the users.



A single device for the entire building



Suitable for all the 2Voice systems, both audio and video, even already installed



No intervention in the apartments, nor replacement of the devices already installed



It works with all 2Voice indoor stations, sending the video on the smartphone



Possibility, during a call, to see the video on both video door phone and smartphone simultaneously



Auto-enabling from smartphone available without limits up to 127 users. Only one user connected at a time.

BASE ELEMENTS

1083/83

MULTI-USER CALLME CALL FORWARDING DEVICE, 2VOICE SYSTEMS

It allows all users of a 2Voice riser upright to use the call forwarding service on a smartphone without adding any devices in the flat or changing the door phone or video door phone. Need for a common internet data connection for all users. Power supply unit supplied as standard.

- > Max. consumption: 200 mA 6W
- > Operating temperature: -5 °C +45 °C
- > Power supply unit included
- > Power supply: 110-230 Vac 50 / 60 Hz
- > Max. output power: 12 W
- > Dimensions (W x H x D): 140 x 90 x 60 mm (8 DIN modules)
- > Dimensions (W x H x D): 36 x 90 x 60 mm (2 DIN modules)

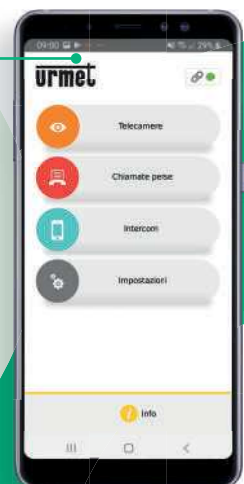


Using **CallMe** is easier than you think. When you leave home or your office, you just have to select the remote mode on the monitor to activate the call forward.

To enable the call forwarding function you have to install the **CallMe** device next to the video door phone, Adsl connection through Wi-Fi or network cable, proceed with the configuration on your apartment and finally download the **CallMe** app on your smartphone.



In order to forward any calls directly to your smartphone you just need to download the CallMe App and to add the device complying to video door phone system in use.



IP systems call forwarding



CallMe brings the video door phone to your smartphone, allowing you to answer calls even when you're not at home or in the office. Downloading the app is extremely easy: just enter your data and you'll be immediately connected to the video door phone.

With **CallMe** it will no longer be a problem to deliver a package when the addressee is not home as you can ask

the courier to leave the package with a neighbour. You could also inform a customer who's ringing at your office door that you'll be late.

Urmet forwards any calls directly to your smartphone and allows you to talk with the caller and open the home gate, as if you were in front of your apartment's monitor.



Microphone silencer

Door opener

Driveway gate opening

Conversation end



IperCom system

In order to forward any calls directly to your smartphone you just need to download the CallMe App without adding other devices.



COMPATIBLE WITH



Call forwarding



For call forwarding on **2Voice** systems, the "**CallMe**" device must be installed next to the video door phone: it can be mounted quickly on a DIN board or on a wall using the **installation kit**, it takes up little space and there is no need for masonry work.

- It can be installed in flats **without any intervention inside the riser.**

- It does not require any additional power supply for **up to 12 indoor stations.**
- It connects to the **Internet** through Wi-Fi or network cable.
- It also allows forwarding a call to up to **4 different mobile devices** and allows to make intercom calls.



EASY TO INSTALL

- > **CallMe** is compatible with all **Urmet video and audio door phone systems** also audio of the **2Voice range, analogue 4+N** and **coaxial**, as well as 1722 kits
- > The device may be mounted on a **DIN panel** or on the **wall** using the suitable **wall mounting kit**: it takes little space and does not require any work on the wall
- > It can be installed in the apartments **without any intervention inside the riser**: each dweller makes his/her decision
- > It does not require any additional power supply **up to 12 indoor stations***
- > It allows forwarding a call to up to **4 different mobile devices** and allows to make intercom calls
- > **ADSL** connection through Wi-Fi or network cable
- > Several **CallMe** devices can be managed with a single smartphone (seaside house, country house, parents' home, office, etc.)

*NOTE: only for 2Voice systems



Compatible with all Urmet 2Voice indoor and analogue (4+n and Coax.) stations



Does not require the replacement of the old video door phone



Allows call forwarding up to 4 mobile devices



Allows intercom calls to mobile devices



It features an RJ45 port for wired connection as an alternative to Wi-Fi connection



It does not require any power supply up to 12 indoor stations

COMPATIBLE WITH



Call forwarding



The additional component may be installed on a DIN or wall panel using the suitable wall-mounting kit.

port preventing any and all inconveniences due to the lack of signal coverage.

The configuration is very simple: to operate it connect it to the **ADSL** though **Wi-Fi** or a **network cable**. As opposed to other products on the market, Urmet connection devices are fitted with an **RJ45**

Using the specific **App** it is possible to personalise the system according to personal needs, e.g. define the quality of the signal or receive calls only when connected to a Wi-Fi network.

	2VOICE	2FILI	COAX/4+N	
BASE ELEMENTS				
1722/58A CALLME CALL FORWARDING DEVICE, FOR 1722 KIT It allows video door phone calls to be forwarded to the remote mobile phone or tablet. The CallMe app installed on your Android or iOS device allows you to answer and open the door or driveway gate. It is also possible to query the entry panel cameras, and other connected surveillance cameras on the 2VOICE system, from the mobile phone without having received the call. Compatible with all kits 1722 on the catalogue.		●		
1083/58A CALLME CALL FORWARDING DEVICE, 2VOICE SYSTEM It allows video door phone calls to be forwarded to the remote mobile phone or tablet. The CallMe app installed on your Android or iOS device allows you to answer and open the door or driveway gate. It is also possible to query the entry panel cameras, and other connected surveillance cameras on the 2VOICE system, from the mobile phone without having received the call. Compatible with all 2VOICE video door phones and door phones. > Wi-Fi: 2.4 GHz and RJ45 port > Up to 12 devices on the same system, it requires no local power supply. > Max. consumption: 200 mA 6W > Operating temperature: -5 °C +45 °C > Dimensions: 140 x 90 x 60 mm (8 DIN modules)	●			
9854/58 CALLME CALL FORWARDING DEVICE FOR ANALOGUE SYSTEMS It provides call forwarding function to smartphones for users with analogue video door phone devices with coax cable. > Size: 6 DIN modules > Power supply unit provided as standard (2 DIN)			●	
ACCESSORIES				
1083/88 WALL-MOUNT INSTALLATION KIT FOR CALL FORWARDING DEVICE > Made in plastic material > Wall mount > Dimensions (W x H x P): 130 x 154 x 27 mm				
1083/24 ADDITIONAL POWER SUPPLY UNIT FOR CALLME CALL FORWARDING DEVICE > Dimensions of 2 DIN modules				

INDOOR STATIONS

CALL FORWARDING

ENTRY PANELS

VIDEO DOORPHONE SYSTEMS

SYSTEM'S ACCESSORIES

ACCESS CONTROL

COMMUNICATION KITS

YOKIS SMART HOME

TELEPHONY

SALES NETWORK



Entry panels and accessories

Entry panels. Technology, style and customisation.

Solidity, compactness, design and performance. **Urmet entry panels** meet all these requirements thanks to a comprehensive range of styles and functions. For **digital and analogue systems**, modular or one-piece, and classic

or modern lines. The outdoor stations of the Urmet range are easy and practical to install, and are compatible with all system types and with the technology and design styles that meet the diverse users' tastes.



Alpha

The Urmet modular entry panel for 2Voice and IperCom systems that meets any needs in term of performance, design and superior technology.



Mikra2

One and two-family entry panels, with compact and refined design; for flush or surface wall mount, different finishes available.



Synthesi Steel

Modularity and vandal resistant function with a steel body.



Elekta Steel

One outdoor panels for IP and 2Voice systems, with steel body for vandal resistance.



Synthesi S2

This modular entry panel suits all environments, provides access control and is designed for easy use by people with disabilities.



Prodel panels

Available for all Urmet systems, digital and analogue in the following models: Exigo, Titanium, Allinox, Alumen.



925

The video and audio entry panel for analogue systems stood the test of time and features a new design.



alpha

Urmet presents Alpha: the new modular entry panel for 2Voice systems, quick to install and easy to program.

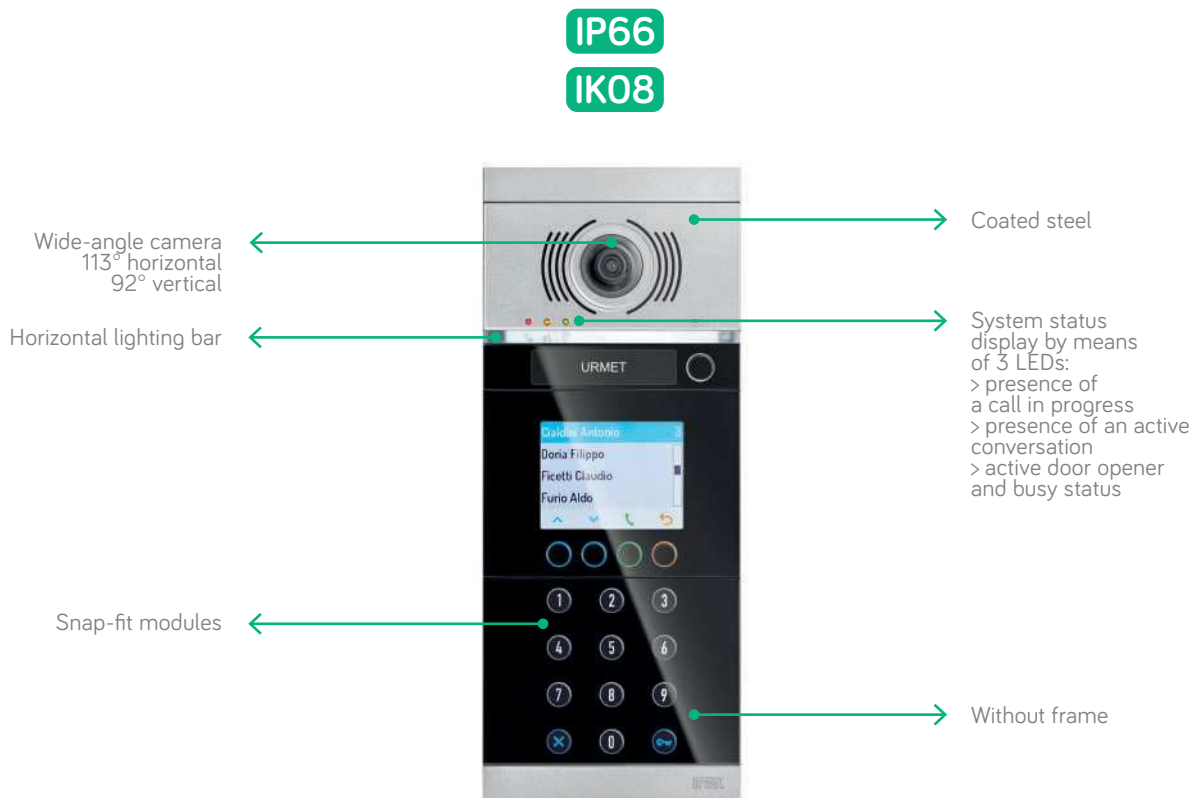
Without any frame or projections: complete with flush-mounted buttons.

The **horizontal lighting bar** for the camera is turned into an aesthetic motif. A **twilight sensor** manages the lighting system to ensure an optimal light at night.

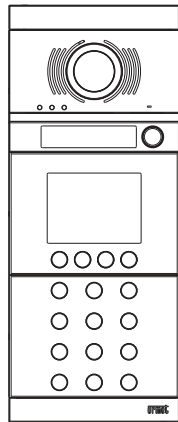
The **coated steel**, with a pleasing sand effect, joins the **methacrylate front plates** to offer visual harmony and **high resistance to external agents**.

Alpha's finishing have been studied in detail ensuring maximum resistance to external agents such as water, dust and to any impact.

Protection class IP66 e IK08.



FEATURES



- > Compliant with EU ETS300381 and EN60118 regulations on T-mode hearing aid devices



IT REDUCES INSTALLATION TIME

New Alpha entry panels have been designed to offer a simple and fast installation experience. The design allows the installer to join together modular elements in a few steps, minimising the use of screwdrivers and consequently the installation time.

All connections among modules are carried out by means of supplied flat cables, thus excluding local wirings.

IT MAKES CONNECTION EASIER

To make configuration as easy as possible, Alpha entry panels feature two levels of programming: **basic and advanced**.

Basic programming for single-staircase systems with up to 2 main and 2 secondary entry panels: it is carried out directly on the audio or audio/video module using the onboard buttons.



Advanced programming for all the other system types: it is carried out by means of smartphone/tablet/pc with a WiFi Direct connection and without the need for any specific software; a normal browser is sufficient and no Internet connection is required.



1.

Manage system general parameters



2.

Enter names and door opening codes



3.

Match single buttons and apartments, without topological or installation limits



4.

Save the configuration and send it to the module. Store a **copy of the programming file** on a smartphone, tablet or pc, to be used for any future maintenance work



BLACK ENTRY PANEL

FRONT PLATES FOR BUTTON MODULES

1168/11

1-BUTTON FRONT PANEL, ALPHA, BLACK

Front panel with one call button for 1168/4 button module. Black. Made of thermoplastic material with anti-UV treatment.



1168/12

2-BUTTON FRONT PANEL, ALPHA, BLACK

Front panel with two call buttons for 1168/4 button module. Black. Made of thermoplastic material with anti-UV treatment.



1168/13

3-BUTTON FRONT PANEL, ALPHA, BLACK

Front panel with three call buttons for 1168/4 button module. Black. Made of thermoplastic material with anti-UV treatment.



1168/14

4-BUTTON FRONT PANEL, ALPHA, BLACK

Front panel with four call buttons for 1168/4 button module. Black. Made of thermoplastic material with anti-UV treatment.



1168/24

FRONT PANEL WITH 4 BUTTONS OVER 2 ROWS, ALPHA, BLACK

Front panel with 4 call buttons on two rows for 1168/8 button module. Black. Made of thermoplastic material with anti-UV treatment.



1168/28

FRONT PANEL FOR 1168/8 BUTTON MODULE, 8 BUTTONS OVER 2 ROWS, ALPHA, BLACK

Front panel with 8 call buttons on double row (4 x 2) for 1168/8 button module. Black. Made of thermoplastic material with anti-UV treatment.



NOTE: Modules dimensions (H x W): 90 x 124 mm - 3.54 x 4.88 in

LOUDSPEAKING UNIT FRONT PLATES

1168/130

FRONT PANEL FOR AUDIO OUTDOOR STATION, ALPHA, BLACK

Front panel without call button for 1083/38 Alpha audio module. Black. Made of satin-finished steel. Button area and name tag in thermoplastic material with anti-UV treatment.



1168/131

FRONT PANEL FOR AUDIO OUTDOOR STATION, 1 BUTTON, ALPHA, BLACK

Front panel with 1 call button for 1083/38 Alpha audio module. Black. Made of satin-finished steel. Button area and name tag in thermoplastic material with anti-UV treatment.



1168/132

FRONT PANEL FOR AUDIO OUTDOOR STATION, 2 BUTTONS, ALPHA, BLACK

Front panel with 2 call buttons on 2 rows for 1083/38 Alpha audio module. Black. Made of satin-finished steel. Button area and name tag in thermoplastic material with anti-UV treatment.



1168/140

FRONT PANEL WITHOUT BUTTONS FOR VIDEO OUTDOOR STATION, ALPHA, BLACK

Front panel without call button for 1083/48 Alpha audio video module. Black. Made of satin-finished steel with dome and button area and name tag in thermoplastic material with anti-UV treatment.



1168/141

FRONT PANEL FOR VIDEO OUTDOOR STATION, 1 BUTTON, ALPHA, BLACK

Front panel with 1 call button for 1083/48 Alpha audio video module. Black. Made of satin-finished steel with dome and button area and name tag in thermoplastic material with anti-UV treatment.



1168/142

FRONT PANEL FOR VIDEO OUTDOOR STATION, 2 BUTTONS, ALPHA, BLACK

Front panel with 2 call buttons on 2 rows for 1083/48 Alpha audio video module. Black. Made of satin-finished steel with dome and button area and name tag in thermoplastic material with anti-UV treatment.



NOTE: Modules dimensions (H x W): 90 x 124 mm - 3.54 x 4.88 in

REFERENCES

GREY ENTRY PANEL

FRONT PLATES FOR BUTTON MODULES

1168/11G

1-BUTTON FRONT PANEL, ALPHA, GREY

Front panel with one call button for 1168/4 button module. Grey. Made of thermoplastic material with anti-UV treatment.



1168/12G

2-BUTTON FRONT PANEL, ALPHA, GREY

Front panel with two call buttons for 1168/4 button module. Grey. Made of thermoplastic material with anti-UV treatment.



1168/13G

3-BUTTON FRONT PANEL, ALPHA, GREY

Front panel with three call buttons for 1168/4 button module. Grey. Made of thermoplastic material with anti-UV treatment.



1168/14G

4-BUTTON FRONT PANEL, ALPHA, GREY

Front panel with four call buttons for 1168/4 button module. Grey. Made of thermoplastic material with anti-UV treatment.



1168/24G

FRONT PANEL WITH 4 BUTTONS OVER 2 ROWS, ALPHA, GREY

Front panel with 4 call buttons on two rows for 1168/8 button module. Grey. Made of thermoplastic material with anti-UV treatment.



1168/28G

FRONT PANEL FOR 1168/8 BUTTON MODULE, 8 BUTTONS OVER 2 ROWS, ALPHA, GREY

Front panel with 8 call buttons on double row (4 x 2) for 1168/8 button module. Grey. Made of thermoplastic material with anti-UV treatment.



NOTE: Modules dimensions (H x W): 90 x 124 mm - 3.54 x 4.88 in

LOUDSPEAKING UNIT FRONT PLATES

1168/130G

FRONT PANEL FOR AUDIO OUTDOOR STATION, ALPHA, GREY

Front panel without call button for 1083/38 Alpha audio module. Grey. Made of satin-finished steel. Button area and name tag in thermoplastic material with anti-UV treatment.



1168/131G

FRONT PANEL FOR AUDIO OUTDOOR STATION, 1 BUTTON, ALPHA, GREY

Front panel with 1 call button for 1083/38 Alpha audio module. Grey. Made of satin-finished steel. Button area and name tag in thermoplastic material with anti-UV treatment.



1168/132G

FRONT PANEL FOR AUDIO OUTDOOR STATION, 2 BUTTONS, ALPHA, GREY

Front panel with 2 call buttons on 2 rows for 1083/38 Alpha audio module. Grey. Made of satin-finished steel. Button area and name tag in thermoplastic material with anti-UV treatment.



1168/140G

FRONT PANEL WITHOUT BUTTONS FOR VIDEO OUTDOOR STATION, ALPHA, GREY

Front panel without call button for 1083/48 Alpha audio video module. Grey. Made of satin-finished steel with dome and button area and name tag in thermoplastic material with anti-UV treatment.



1168/141G

FRONT PANEL FOR VIDEO OUTDOOR STATION, 1 BUTTON, ALPHA, GREY

Front panel with 1 call button for 1083/48 Alpha audio video module. Grey. Made of satin-finished steel with dome and button area and name tag in thermoplastic material with anti-UV treatment.



1168/142G

FRONT PANEL FOR VIDEO OUTDOOR STATION, 2 BUTTONS, ALPHA, GREY

Front panel with 2 call buttons on 2 rows for 1083/48 Alpha audio video module. Grey. Made of satin-finished steel with dome and button area and name tag in thermoplastic material with anti-UV treatment.



NOTE: Modules dimensions (H x W): 90 x 124 mm - 3.54 x 4.88 in



WHITE ENTRY PANEL

FRONT PLATES FOR BUTTON MODULES

1168/11W

1-BUTTON FRONT PANEL, ALPHA, WHITE

Front panel with one call button for 1168/4 button module. White. Made of thermoplastic material with anti-UV treatment.



1168/12W

2-BUTTON FRONT PANEL, ALPHA, WHITE

Front panel with two call buttons for 1168/4 button module. White. Made of thermoplastic material with anti-UV treatment.



1168/13W

3-BUTTON FRONT PANEL, ALPHA, WHITE

Front panel with three call buttons for 1168/4 button module. White. Made of thermoplastic material with anti-UV treatment.



1168/14W

4-BUTTON FRONT PANEL, ALPHA, WHITE

Front panel with four call buttons for 1168/4 button module. White. Made of thermoplastic material with anti-UV treatment.



1168/24W

FRONT PANEL WITH 4 BUTTONS OVER 2 ROWS, ALPHA, WHITE

Front panel with 4 call buttons on two rows for 1168/8 button module. White. Made of thermoplastic material with anti-UV treatment.



1168/28W

FRONT PANEL WITH 8 BUTTONS OVER 2 ROWS, ALPHA, WHITE

Front panel with 8 call buttons on double row (4 x 2) for 1168/8 button module. White. Made of thermoplastic material with anti-UV treatment.



NOTE: Modules dimensions (H x W): 90 x 124 mm - 3.54 x 4.88 in

LOUDPSEAKING UNIT FRONT PLATES

1168/130W

FRONT PANEL FOR AUDIO OUTDOOR STATION, ALPHA, WHITE

Front panel without call button for 1083/38 Alpha audio module. White. Made of satin-finished steel. Button area and name tag in thermoplastic material with anti-UV treatment.



1168/131W

FRONT PANEL FOR AUDIO OUTDOOR STATION, 1 BUTTON, ALPHA, WHITE

Front panel with 1 call button for 1083/38 Alpha audio module. White. Made of satin-finished steel. Button area and name tag in thermoplastic material with anti-UV treatment.



1168/132W

FRONT PANEL FOR AUDIO OUTDOOR STATION, 2 BUTTONS, ALPHA, WHITE

Front panel with 2 call buttons on 2 rows for 1083/38 Alpha audio module. White. Made of satin-finished steel. Button area and name tag in thermoplastic material with anti-UV treatment.



1168/140W

FRONT PANEL WITHOUT BUTTONS FOR VIDEO OUTDOOR STATION, ALPHA, WHITE

Front panel without call button for 1083/48 Alpha audio video module. White. Made of satin-finished steel with dome and button area and name tag in thermoplastic material with anti-UV treatment.



1168/141W

FRONT PANEL FOR VIDEO OUTDOOR STATION, 1 BUTTON, ALPHA, WHITE

Front panel with 1 call button for 1083/48 Alpha audio video module. White. Made of satin-finished steel with dome and button area and name tag in thermoplastic material with anti-UV treatment.



1168/142W

FRONT PANEL FOR VIDEO OUTDOOR STATION, 2 BUTTONS, ALPHA, WHITE

Front panel with 2 call buttons on 2 rows for 1083/48 Alpha audio video module. White. Made of satin-finished steel with dome and button area and name tag in thermoplastic material with anti-UV treatment.



NOTE: Modules dimensions (H x W): 90 x 124 mm - 3.54 x 4.88 in

REFERENCES

BLACK ENTRY PANEL

SPECIAL MODULES AND DOOR OPENERS

1168/1

DISPLAY MODULE, ALPHA, BLACK

The Alpha module with colour 3.5" display featuring electronic directory of name list is equipped with 4 selection buttons. It is used in combination with 1168/46 numeric keypad module and audio or audio/video outdoor station to make up the digital call entry panel. Connection to the other modules with the flat cable supplied as standard.

- > 3.5" 320 x 240 pixel colour display
- > Three function buttons with RGB backlighting
- > Connection via flat cable supplied with wall frames
- > Complete with black thermoplastic front panel



1168/46

NUMERIC KEYPAD DOOR OPENING MODULE, ALPHA, BLACK

The Alpha numeric keypad module is used in combination with 1168/1 display module and audio or audio/video outdoor station to make up the digital call entry panel. Connection to the other modules with the flat cable supplied as standard.

- > Complete with screen-printed thermoplastic front panel
- > The buttons are equipped with LED for backlighting
- > Connection via flat cable supplied with wall frames



1168/49

ALPHABETIC KEYPAD DOOR OPENING MODULE, ALPHA, BLACK

The Alpha alphabetic keypad module is used in combination with 1168/1 display module, audio or audio/video outdoor station and 1168/46 numeric keypad to make up the digital call entry panel. It allows using call codes composed of numbers and letters. Connection to the other modules with the flat cable supplied as standard.

- > Complete with screen-printed thermoplastic front panel
- > The buttons are equipped with LED for backlighting
- > Connection via flat cable supplied with wall frames



1168/48

ILA MODULE FOR HEARING IMPAIRED, ALPHA, BLACK

The ILA module allows turning up the conversation volume for hearing aid wearers. It provides vocal indication of system status and current function. Black.

- > Complete with screen-printed thermoplastic black front panel
- > Backlit graphic design
- > Connection via flat cable supplied with wall frames



1168/50

BUILDING NUMBER MODULE, ALPHA, BLACK

- > Made of thermoplastic material with anti-UV treatment
- > Connection via flat cable supplied with wall frames
- > Black



1168/51

NAME LIST MODULE, ALPHA, BLACK

- > Made of thermoplastic material with anti-UV treatment
- > Connection via flat cable supplied with wall frames
- > Black



1168/59

BLIND MODULE, ALPHA, BLACK

- > Made of thermoplastic material with anti-UV treatment
- > Black



1168/45

PROXIMITY KEY READER MODULE, ALPHA, BLACK

The proximity key reader module for Alpha access control can be used in single mode as a check point for entrances by access key or inserted into a call button configuration or digital call module. Compatible with Mifare Plus keys. Black.

- > Complete with screen-printed thermoplastic black front panel
- > Backlit graphic design
- > Connection via flat cable supplied with wall frames



NOTE: Modules dimensions (H x W): 90 x 124 mm - 3.54 x 4.88 in



GREY ENTRY PANEL

SPECIAL MODULES AND DOOR OPENERS

1168/1G

DISPLAY MODULE, ALPHA, GREY

The Alpha module with colour 3.5" display featuring electronic directory of name list is equipped with 4 selection buttons. It is used in combination with 1168/46 numeric keypad module and audio or audio/video outdoor station to make up the digital call entry panel. Connection to the other modules with the flat cable supplied as standard.

- > 3.5" 320 x 240 pixel colour display
- > Three function buttons with RGB backlighting
- > Connection via flat cable supplied with wall frames
- > Complete with grey thermoplastic front panel



1168/46G

NUMERIC KEYPAD DOOR OPENING MODULE, ALPHA, GREY

The Alpha numeric keypad module is used in combination with 1168/1 display module and audio or audio/video outdoor station to make up the digital call entry panel. Connection to the other modules with the flat cable supplied as standard.

- > Complete with screen-printed thermoplastic front panel
- > The buttons are equipped with LED for backlighting
- > Connection via flat cable supplied with wall frames



1168/49G

ALPHABETIC KEYPAD DOOR OPENING MODULE, ALPHA, GREY

The Alpha alphabetic keypad module is used in combination with 1168/1 display module, audio or audio/video outdoor station and 1168/46 numeric keypad to make up the digital call entry panel. It allows using call codes composed of numbers and letters. Connection to the other modules with the flat cable supplied as standard.

- > Complete with screen-printed thermoplastic front panel
- > The buttons are equipped with LED for backlighting
- > Connection via flat cable supplied with wall frames



1168/48G

ILA MODULE FOR HEARING IMPAIRED, ALPHA, GREY

The ILA module allows turning up the conversation volume for hearing aid wearers. It provides vocal indication of system status and current function. Grey.

- > Complete with screen-printed thermoplastic black front panel
- > Backlit graphic design
- > Connection via flat cable supplied with wall frames



1168/50G

BUILDING NUMBER MODULE, ALPHA, GREY

- > Made of thermoplastic material with anti-UV treatment
- > Connection via flat cable supplied with wall frames
- > Grey



1168/51G

NAME LIST MODULE, ALPHA, GREY

- > Made of thermoplastic material with anti-UV treatment
- > Connection via flat cable supplied with wall frames
- > Grey



1168/59G

BLIND MODULE, ALPHA, GREY

- > Made of thermoplastic material with anti-UV treatment
- > Grey



1168/45G

PROXIMITY KEY READER MODULE, ALPHA, GREY

The proximity key reader module for Alpha access control can be used in single mode as a check point for entrances by access key or inserted into a call button configuration or digital call module. Compatible with Mifare Plus keys. Grey.

- > Complete with screen-printed thermoplastic black front panel
- > Backlit graphic design
- > Connection via flat cable supplied with wall frames



NOTE: Modules dimensions (H x W): 90 x 124 mm - 3.54 x 4.88 in

REFERENCES

WHITE ENTRY PANEL

SPECIAL MODULES AND DOOR OPENERS

1168/48W

ILA MODULE FOR HEARING IMPAIRED, ALPHA, WHITE

Same features of ref. 1168/48.



1168/50W

BUILDING NUMBER MODULE, ALPHA, WHITE

Same features of ref. 1168/50.



1168/59W

BLIND MODULE, ALPHA, WHITE

Same features of ref. 1168/59.



1168/45W

PROXIMITY KEY READER MODULE, ALPHA, WHITE

Same features of ref. 1168/45.



NOTE: Modules dimensions (H x W): 90 x 124 mm - 3,54 x 4,88 in

The flexibility and technology of the Alpha line also allow integration on one-piece entry panels made by our subsidiary company Prodel, that are highly integrated and compatible with various demands: Alpha Exigo allows meeting the demands for style and sophistication in elegant buildings. Alpha Titanium integrates perfectly into modern buildings. Alpha Allinox ensures maximum robustness thanks to the use of 100% stainless steel.



Alpha
EXIGO



Alpha
TITANIUM



Alpha
ALLINOX



- > The entry panels of the Alpha line are also available in the three Prodel finishes: Exigo, Titanium and Allinox. They can be customised with 3 PVD colours and 5 RAL colours.

For more information and before ordering, please contact Prodel: +39 011-2484103 - info@prodel torino.it

alpha

COMMON BUTTON MODULES

1168/4

4-BUTTON MODULE, ALPHA

Alpha button module preset for 4 call buttons. Connection to audio or audio/video outdoor stations and to other button modules with flat cables supplied as standard.

- > Press-fit attachment to Alpha wall frames
- > Connection between modules via pre-wired flat cables supplied with 1168/6x and 1168/31x wall frames




1168/8

8-BUTTON MODULE, ALPHA

The Alpha button module is preset for 8 call buttons on 2 rows. Connection to audio or audio/video outdoor stations and to other button modules with flat cables supplied as standard.

- > Press-fit attachment to Alpha wall frames
- > Connection between modules via pre-wired flat cables supplied with 1168/6x and 1168/31x wall frames



COMMON OUTDOOR STATIONS

1083/38

AUDIO OUTDOOR STATION, ALPHA, 2VOICE SYSTEM

The audio unit on Alpha entry panel for 2Voice system is equipped with loudspeaker and microphone. System status signalled by 3 LEDs. Local programming or from smartphone/tablet/PC. Management of 2 electric locks: pedestrian and driveway. Alpha design front panel not supplied.

- > Light sensor for name tag lighting
- > To be completed with front panel
- > Equipped with 2 call buttons
- > Input for entrance hall button for door opening and input for open door sensor
- > Dimensions: 1 Alpha module



1083/39

AUDIO OUTDOOR STATION, ALPHA, WITH INPUT FOR SURVEILLANCE CAMERAS, 2VOICE SYSTEM

The audio unit on Alpha entry panel for 2Voice system is equipped with loudspeaker and microphone. Dimensions: 1 Alpha module. System status signalled by 3 LEDs. Local programming or from smartphone/tablet/PC. Management of 2 electric locks: pedestrian and driveway. Alpha design front panel not supplied.

- > Light sensor for name tag lighting
- > To be completed with front panel
- > Equipped with 2 call buttons
- > Input for entrance hall button for door opening and input for open door sensor
- > Dimensions: 1 Alpha module



1083/48

VIDEO OUTDOOR STATION WITH DDA, ALPHA, 2VOICE SYSTEM

The audio video unit on Alpha entry panel for 2Voice system is equipped with camera, loudspeaker and microphone. Dimensions: 1 Alpha module. System status signalled by 3 LEDs. Local programming or from smartphone/tablet/PC. Management of 2 electric locks: pedestrian and driveway. Alpha design front panel not supplied.

- > Light sensor for name tag lighting
- > To be completed with front panel
- > Equipped with 2 call buttons
- > Input for entrance hall button for door opening and input for open door sensor
- > Dimensions: 1 Alpha module



1060/48

ALPHA VIDEO OUTDOOR STATION FOR IPERCOM SYSTEM

IP video/audio module dedicated to the IperCom system.

Equipped with a wide-angle colour camera with area illumination and twilight sensor. System status indication via three LEDs and corresponding backlit icons. PoE power supply. Pre-wired adapter cable to RJ45 female connector supplied as standard. To be completed with designer front plate 1168/14x. It can be used in physical button entry panels or as an outdoor station for a digital call module with display and keypad.

- > Camera with 720p resolution
- > PoE power supply
- > Dimensions: one Alpha module 119 x 89 x 32 mm



REFERENCES

ACCESSORIES

1168/100

NAME TAG SET, ALPHA, BLACK

Pack of 10 single button tags for names and 2 for house number for Alpha entry panel, black.

> Useful dimensions of name tag (W x H): 71 x 17 mm

> Useful size of house number tag (W x H): 80 x 70 mm



1168/101

NAME TAG SET, ALPHA, WHITE

Same features of ref. 1168/100, white colour.

1168/104G

NAME TAG SET, ALPHA, GREY

Same features of ref. 1168/100, grey colour

1168/102

NAME TAG SET FOR DOUBLE ROW, ALPHA, BLACK

Pack of 10 double button tags for names and 2 for house number for Alpha entry panel, black

> Useful dimensions of name tag (W x H): 63 x 17 mm

> Useful size of house number tag (W x H): 80 x 70 mm



1168/103

NAME TAG SET FOR DOUBLE ROW, ALPHA, WHITE

Same features of ref. 1168/102, white colour.

1168/105G

NAME TAG SET FOR DOUBLE ROW, ALPHA, GREY

Same features of ref. 1168/102, grey colour

1168/800

FLAT CABLE SET, ALPHA

Consisting of 1 x 80 mm, 2 x 58 mm and 2 x 38 mm flats.

1168/801

BAR SET, ALPHA

Made of Zamak.

1168/802

BAR SET WITH FRONT UNBLOCK, ALPHA

Made of Zamak. Front release hole.

1168/17

PUSH BUTTONS ADAPTER ON ALPHA LOUDSPEAKER UNITS FOR NON ALPHA PANELS, 2VOICE

It allows the ALPHA audio and audio/video outdoor station electronics to be used inside design units or other entry panels. The module accepts up to 8 buttons. Up to 11 modules are possible per entry panel.

DOOR OPENER MODULE ACCESSORIES

1125/53

SET OF 10 MIFARE PLUS PROXIMITY KEYS, ALPHA

> Operating frequency 13.56 MHz





FLUSH-MOUNTING BOXES

1145/51

PLASTIC FLUSH-MOUNTING BOX, SINTHESI, 1 MODULE

- > Made of black plastic material
 - > Dimensions (W x H x D): 118 x 114 x 45 mm - 4.64 x 4.48 x 1.77 in.
-

1145/52

PLASTIC FLUSH-MOUNTING BOX, SINTHESI, 2 MODULES

- > Made of black plastic material
 - > Also supplied with two fairleads for possible side-by-side installation of flush-mounting boxes
 - > Dimensions (W x H x D): 118 x 204 x 45 mm - 4.64 x 4.48 x 1.77 in.
-

1145/53

PLASTIC FLUSH-MOUNTING BOX, SINTHESI, 3 MODULES

- > Made of black plastic material
 - > Also supplied with two fairleads for possible side-by-side installation of flush-mounting boxes
 - > Dimensions (W x H x D): 118 x 294 x 45 mm - 4.64 x 4.48 x 1.77 in.
-

1145/54

PLASTIC FLUSH-MOUNTING BOX, SINTHESI, 4 MODULES

- > Made of black plastic material
 - > Also supplied with two fairleads for possible side-by-side installation of flush-mounting boxes
 - > Dimensions (L x H x D): 118 x 384 x 45 mm - 4.64 x 4.48 x 1.77 in.
-



1145/51



1145/52



1145/53



1145/54

REFERENCES

WALL FLUSH-MOUNTING FRAMES AND WALL FRAMES

1168/61

WALL FRAME, 1 MODULE, ALPHA

Wall frame for fixing Alpha modules. One module. To be assembled on 1145/51 flush-mounting box.

> Made of aluminium

1168/62

WALL FRAME, 2 MODULES, ALPHA

Wall frame for fixing Alpha modules. Two modules. To be assembled on 1145/52 flush-mounting box.

> Made of aluminium

1168/63

WALL FRAME, 3 MODULES, ALPHA

Wall frame for fixing Alpha modules. Three modules. To be assembled on 1145/53 flush-mounting box.

> Made of aluminium

1168/64

WALL FRAME, 4 MODULES, ALPHA

Wall frame for fixing Alpha modules. Four modules. To be assembled on 1145/54 flush-mounting box.

> Made of aluminium



1168/61

1168/62

1168/63

1168/64

ACCESSORIES FOR WALL FRAMES AND HOUSINGS

1168/401

RAIN HOOD, ALPHA

The rain hood is to be assembled in place of the upper head of each Alpha module riser.

> Made of Zamak





HOUSINGS WITH WALL FRAME FOR SURFACE WALL MOUNTING

1168/311

HOUSING WITH WALL FRAME, 1 MODULE, ALPHA, SURFACE WALL-MOUNT

Alpha wall-mounting housing. Including wall frame.

- > Made of die-cast aluminium with Zamak heads
- > Dimensions (W x H x D): 125 x 125 x 20 mm

1168/312

HOUSING WITH WALL FRAME, 2 MODULES, ALPHA, SURFACE WALL MOUNT

Alpha wall-mounting housing. Dimensions of 2 modules. Including wall frame.

- > Made of aluminium
- > Dimensions (W x H x D): 125 x 217 x 20 mm

1168/313

HOUSING WITH WALL FRAME, 3 MODULES, ALPHA, SURFACE WALL MOUNT

Alpha wall-mounting housing. Dimensions of 3 modules. Including wall frame.

- > Made of aluminium
- > Dimensions (W x H x D): 125 x 306 x 20 mm

1168/314

HOUSING WITH WALL FRAME, 4 MODULES, ALPHA, SURFACE WALL MOUNT

Alpha wall-mounting housing. Dimensions of 4 modules. Including wall frame.

- > Made of aluminium
 - > Dimensions (W x H x D): 125 x 396 x 20 mm
-



REFERENCES

FLUSH-MOUNTING FRAMES

1168/611

WALL WIRE COVER TRIM, ALPHA, 1 ROW, 1 MODULE

Wall wire cover trim for completing flush-mounting installation of Alpha entry panels. It allows finishing the entry panel in case of wall surface roughness.

- > Made of aluminium
- > Dimensions (W x H): 151 x 148 mm

1168/612

WALL WIRE COVER TRIM, ALPHA, 1 ROW, 2 MODULES

Wall wire cover trim for completing flush-mounting installation of Alpha entry panels. It allows finishing the entry panel in case of wall surface roughness.

- > Made of aluminium
- > Dimensions (W x H): 151 x 238 mm

1168/613

WALL WIRE COVER TRIM, ALPHA, 1 ROW, 3 MODULES

Wall wire cover trim for completing flush-mounting installation of Alpha entry panels. It allows finishing the entry panel in case of wall surface roughness.

- > Made of aluminium
- > Dimensions (W x H): 151 x 328 mm

1168/614

WALL WIRE COVER TRIM, ALPHA, 1 ROW, 4 MODULES

Wall wire cover trim for completing flush-mounting installation of Alpha entry panels. It allows finishing the entry panel in case of wall surface roughness.

- > Made of aluminium
- > Dimensions (W x H): 151 x 418 mm

1168/624

WALL WIRE COVER TRIM, ALPHA, 2 ROWS, 4 MODULES

Wall wire cover trim for completing flush-mounting installation of Alpha entry panels. It allows finishing the entry panel in case of wall surface roughness.

- > Made of aluminium
- > Dimensions (W x H): 280 x 238 mm

1168/626

WALL WIRE COVER TRIM, ALPHA, 2 ROWS, 6 MODULES

Wall wire cover trim for completing flush-mounting installation of Alpha entry panels. It allows finishing the entry panel in case of wall surface roughness.


- > Made of aluminium
- > Dimensions (W x H): 280 x 328 mm

1168/639

WALL WIRE COVER TRIM, ALPHA, 3 ROWS, 9 MODULES

Wall wire cover trim for completing flush-mounting installation of Alpha entry panels. It allows finishing the entry panel in case of wall surface roughness.

- > Made of aluminium
- > Dimensions (W x H): 409 x 328 mm



1168/611

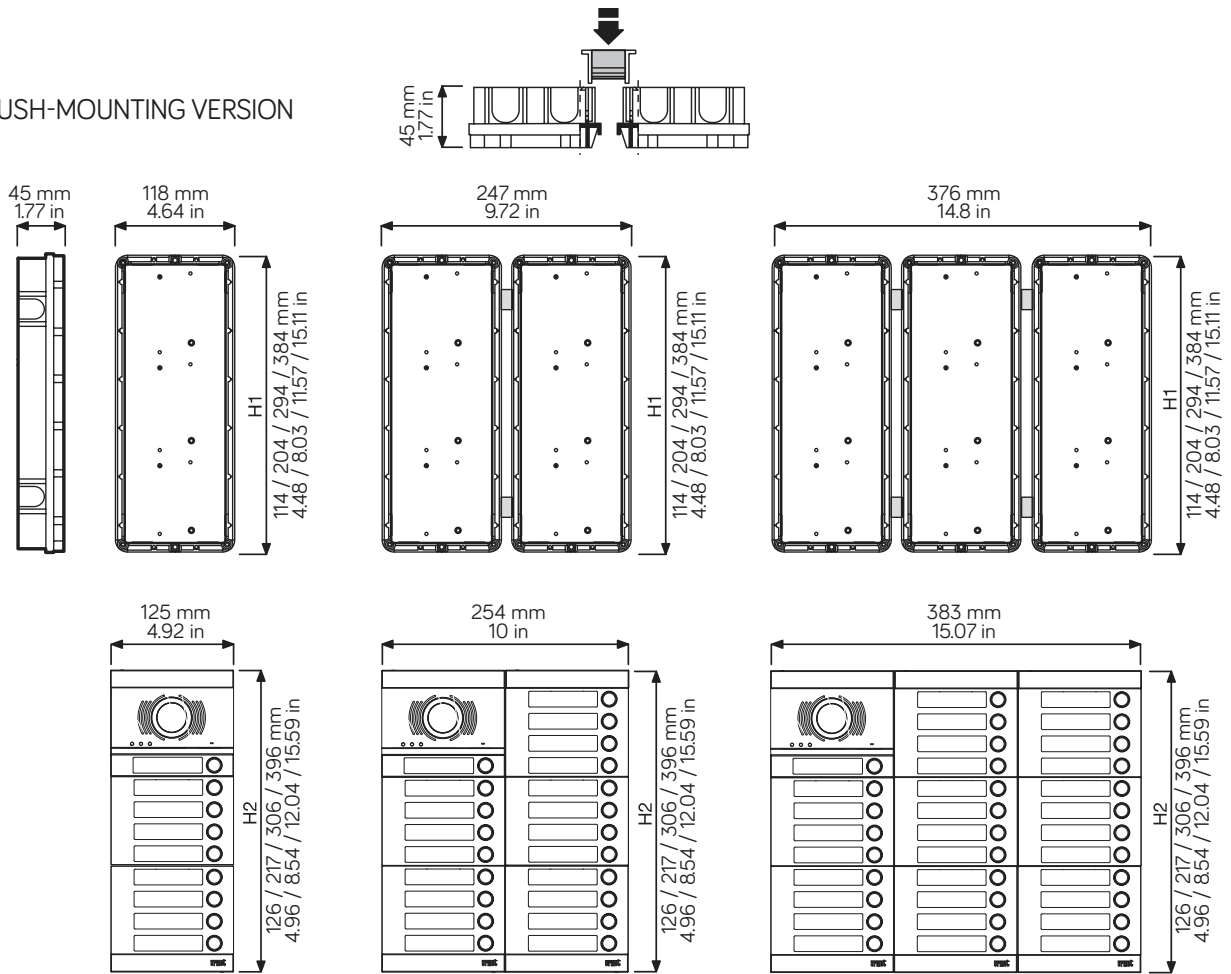
1168/612

1168/613

1168/614

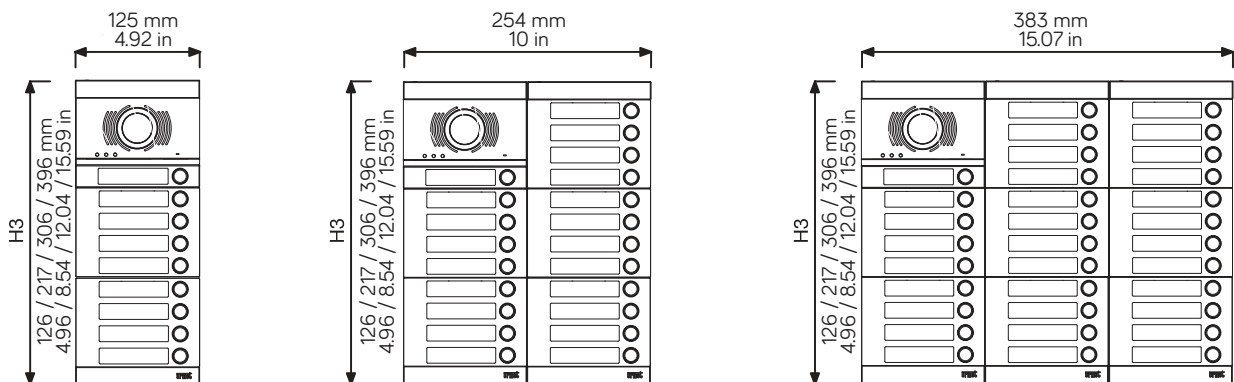


FLUSH-MOUNTING VERSION



NOTE: H1= 114, 204, 294, 384 mm (4.48, 8.03, 11.57, 15.11 in) indicates flush mounting height and H2= 126, 217, 306, 396 mm (4.96, 8.54, 12.04, 15.59 in) indicates total height relative to 1, 2, 3 and 4 modules versions.

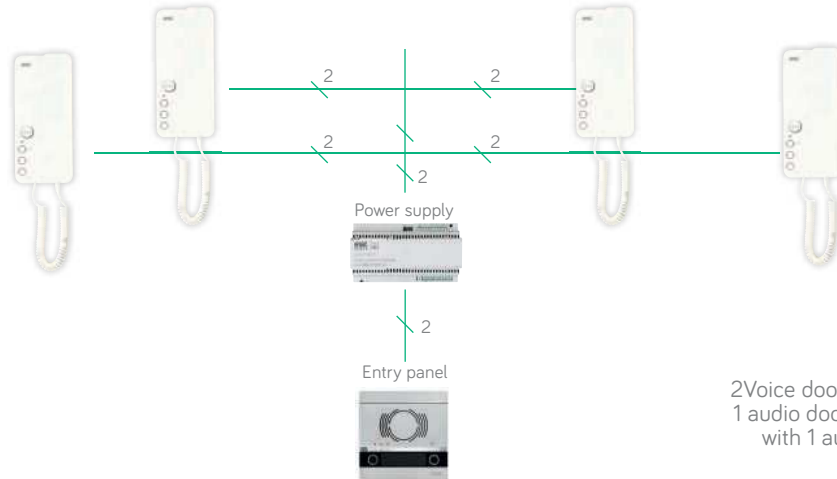
WALL MOUNTING VERSION



NOTE: H3 referred to the total height may differ according to the number of modules that the case may contain.

2Voice system

SET UP EASILY WITH THE NEW URMET VIDEO DOOR PHONE SYSTEM CONFIGURATOR



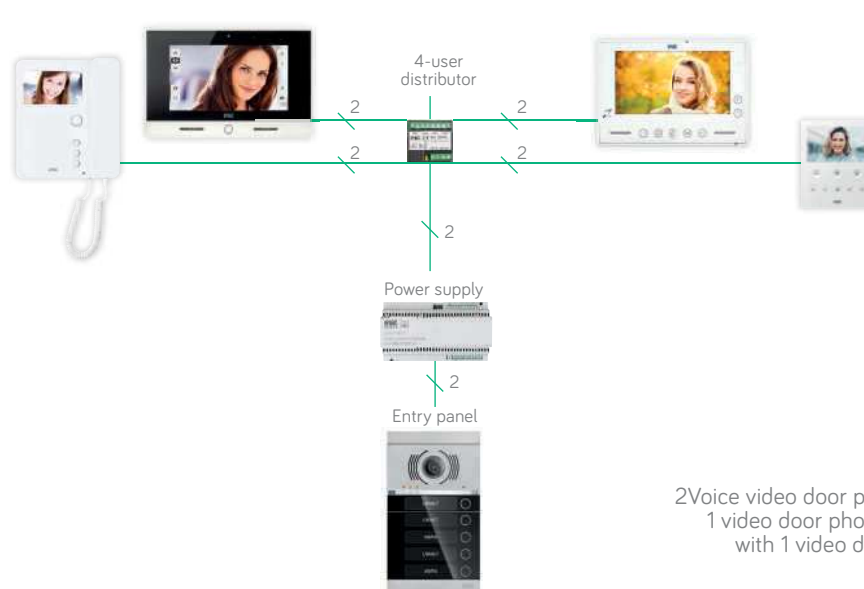
2Voice door phone diagram
1 audio door phone column
with 1 audio door unit

2VOICE AUDIO SYSTEM WITH ALPHA

NUMBER OF USERS	2VOICE KIT 1183/622	1145/51	1145/52	1145/53	1145/54	1168/61	1168/62	1168/63	1168/64	1168/401	1168/130	1168/131	1168/132	1168/4	1168/12	1168/13	1168/14	1168/50	MIRO 1183/5
2	1	1				1				1									
3	1		1				1			1	1			1		1			1
4	1		1					1		1	1			1			1		2
6	1			1					1	1	1			2	1		1		4
8	1			1					1	1	1			2			2		6
9	1			1					1	1		1		2			2		7
10	1		2				2			2	1			3	1		2		8
12	1				1				1	1	1			3			3		10
14	1			2				2		2	1			4	1		3	1	12
15	1			2				2		2	1			4		1	3	1	13
16	1			2				2		2	1			4			4	1	14
18	1			2				2		2	1			5	1		4		16
20	1			2				2		2	1			5			5		18
21	1			2				2		2		1		5			5		19
22	1				2				2	2	1			6	1		5	1	20
24	1				2				2	2	1			6			6	1	22
27	1				2				2	2	1			7		1	6		25
28	1				2				2	2	1			7			7		26
30	1			3					3	3	1			8	1		7		28

INDOOR STATIONS
CALL FORWARDING
ENTRY PANELS
VIDEO DOORPHONE SYSTEMS
SYSTEM'S ACCESSORIES
ACCESS CONTROL
COMMUNICATION KITS
YOKIS SMART HOME
TELEPHONY
SALES NETWORK

2Voice system

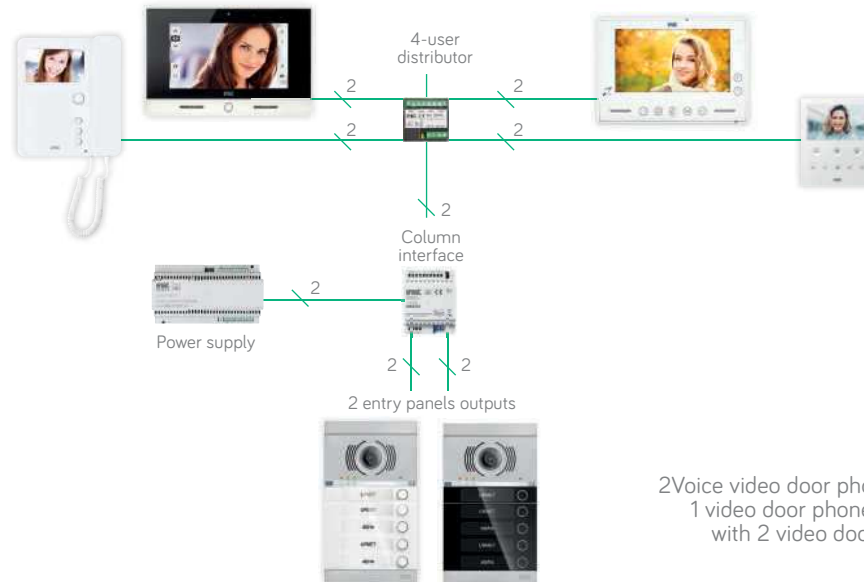


2Voice video door phone diagram
1 video door phone column
with 1 video door unit

2VOICE VIDEO SYSTEM WITH ALPHA

NUMBER OF USERS	2VOICE VIDEO SYSTEM WITH ALPHA																			
	2VOICE KIT 1783/724	1145/52	1145/53	1145/54	1168/62	1168/63	1168/64	1168/401	1168/140	1168/141	1168/4	1168/12	1168/13	1168/14	1168/50	1083/55	MIRO 1750/1	VOG 5 1760/6	VOG 7 1760/31A-33A	VMODO 1719/1
2	1	1			1			1	1		1	1				1	2	2	2	2
3	1	1			1			1	1		1		1			1	3	3	3	3
4	1	1			1			1	1		1		1			1	4	4	4	4
6	1		1			1		1	1		2	1		1		2	6	6	6	6
8	1		1			1		1	1		2			2		2	8	8	8	8
9	1		1			1		1		1	2			2		3	9	9	9	9
10	1			1			1	1	1		3	1		2		3	10	10	10	10
12	1			1			1	1	1		3			3		3	12	12	12	12
14	1		2			2		2	1		4	1		3	1	4	14	14	14	14
15	1		2			2		2	1		4		1	3	1	4	15	15	15	15
16	1		2			2		2	1		4			4	1	4	16	16	16	16
18	1		2			2		2	1		5	1		4		5	18	18	18	18
20	1		2			2		2	1		5			5		5	20	20	20	20
21	1		2			2		2		1	5			5		6	21	21	21	21
22	1			2			2	2	1		6	1		5	1	6	22	22	22	22
24	1			2			2	2	1		6			6	1	6	24	24	24	24
27	1			2			2	2	1		7		1	6		7	27	27	27	27
28	1			2			2	2	1		7			7		7	28	28	28	28
30	1		3			3		3	1		8	1		7		8	30	30	30	30

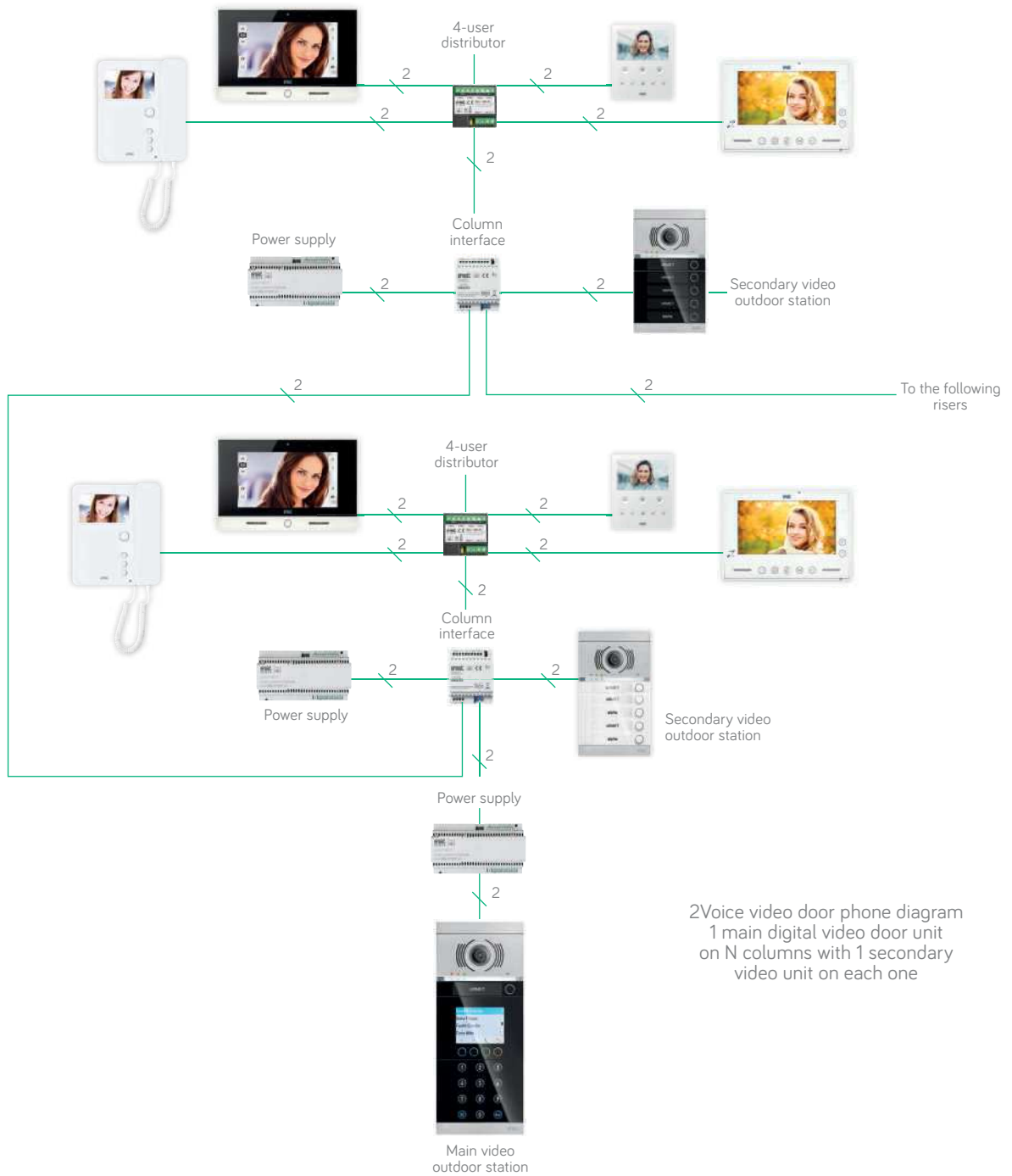
2Voice system



2VOICE VIDEO SYSTEM WITH ALPHA

NUMBER OF USERS	2VOICE KIT 1783/724		2VOICE KIT 1783/758		1145/52										1145/53	1145/54	1168/62	1168/63	1168/64	1168/401	1168/140	1168/141	1168/4	1168/12	1168/13	1168/14	1168/50	1083/55	MIRO 1750/1	VOG 5 1760/6	VOG71760/31A-33A	VMODO 1719/1			
	2	3	4	6	8	9	10	12	14	15	16	18	20	21	22	24	27	28	30	2	2	2	2	2	2	2	2	2	2	2	2	2	2	2	2
2	1	1	2																																
3	1	1	2																																
4	1	1	2																																
6	1	1		2																															
8	1	1		2																															
9	1	1		2																															
10	1	1			2																														
12	1	1			2																														
14	1	1		4																															
15	1	1		4																															
16	1	1		4																															
18	1	1		4																															
20	1	1		4																															
21	1	1		4																															
22	1	1			4																														
24	1	1			4																														
27	1	1			4																														
28	1	1			4																														
30	1	1		6																															

2Voice system



2Voice video door phone diagram
 1 main digital video door unit
 on N columns with 1 secondary
 video unit on each one

2Voice system

ALPHA VIDEO OUTDOOR
STATION: MAIN OUTDOOR
STATION WITH DIGITAL KEYPAD

2VOICE KIT 1783/733	1168/401	1145/53	1168/63	1168/140
1	1	1	1	1

2VOICE VIDEO SYSTEM WITH ALPHA: SECONDARY OUTDOOR STATION

NUMBER OF USERS	2VOICE VIDEO SYSTEM WITH ALPHA: SECONDARY OUTDOOR STATION																			
	2VOICE KIT 1783/758	1145/52	1145/53	1145/54	1168/62	1168/63	1168/64	1168/401	1168/140	1168/141	1168/4	1168/12	1168/13	1168/14	1168/50	1083/55	MIRO 1750/1	VOG 5 1760/6	VOG7 1760/31A-33A	VMODO 1719/1
2	1	1			1			1	1		1					1	2	2	2	2
3	1	1			1			1	1		1		1			1	3	3	3	3
4	1	1			1			1	1		1		1	1		1	4	4	4	4
6	1		1			1		1	1		2	1		1		2	6	6	6	6
8	1		1			1		1	1		2			2		2	8	8	8	8
9	1		1			1		1	1	1	2			2		3	9	9	9	9
10	1			1			1	1	1		3	1		2		3	10	10	10	10
12	1			1			1	1	1		3			3		3	12	12	12	12
14	1		2			2		2	1		4	1		3	1	4	14	14	14	14
15	1		2			2		2	1		4		1	3	1	4	15	15	15	15
16	1		2			2		2	1		4			4	1	4	16	16	16	16
18	1		2			2		2	1		5	1		4		5	18	18	18	18
20	1		2			2		2	1		5			5		5	20	20	20	20
21	1		2			2		2		1	5			5		6	21	21	21	21
22	1			2			2	2	1		6	1		5	1	6	22	22	22	22
24	1			2			2	2	1		6			6	1	6	24	24	24	24
27	1			2			2	2	1		7		1	6		7	27	27	27	27
28	1			2			2	2	1		7			7		7	28	28	28	28
30	1		3			3		3	1		8	1		7		8	30	30	30	30

NOTE: If you have more than one secondary riser with dedicated outdoor station, it is necessary to add 1 1083/20A power supply unit per riser.

mikra *plus* | mikra *digital*

The two versions of **Mikra, Plus and Digital**, are free from the constraint of name tags, as they are equipped with a display. They share the linear design style, reduced size and wall-mounting.

The **Plus version** is equipped with 4 call buttons: each button is paired to a housing unit whose names are highlighted on the display and entered through smartphone and Wi-Fi connection.

The display also allows for viewing the system status through theme icons and voice indication.

The **Digital version** has the same compact dimensions as Plus (10 cm in width, 20 cm in height and 28 mm in depth) but in all respects it is a call module for up to 32 users. The name directory, sorted alphabetically, can be scrolled using the arrows, allowing you to call the person whose name is selected.

Both Plus and Digital feature **IP65 protection class**, the highest among the entry panels on the market, and a wide-angle camera with 113° horizontal and 92° vertical view.



> Mikra plus and Mikra digital line entry panels are available in the three Prodel finishes: Exigo, Titanium and Allinox. They can be customised with 3 PVD colours and 5 RAL colours.

For more information and before ordering, please contact Prodel: +39 011-2484103 - info@prodel torino.it



Mikra Plus, Digital EXIGO



Mikra Plus, Digital TITANIUM



Mikra Plus, Digital ALLINOX



Mikra Plus white RAL 9010



Mikra Digital black RAL 9005

COMPATIBLE WITH



REFERENCES

		IPERCOM	2VOICE
ENTRY PANELS			
1784/3	<p>VIDEO VANDAL RESISTANT ENTRY PANEL, MIKRA PLUS, WITH COLOUR DISPLAY UP TO 4 USERS, 2VOICE SYSTEM</p> <p>One-piece entry panel with Zamak front panel with 4 call buttons and colour display. Programmable from a smartphone thanks to on-board WiFi direct. Up to 2 text lines for each name. System status signalled by means of icons on the display.</p> <ul style="list-style-type: none"> > IP65 protection class > Wall or pillar mounting 	●	
1784/4	<p>VIDEO VANDAL RESISTANT ENTRY PANEL, MIKRA DIGITAL, COLOUR DISPLAY AND DIRECTORY UP TO 32 USERS, 2VOICE SYSTEM</p> <p>One-piece entry panel with Zamak front panel with colour display. It allows calling up to 32 users who can be selected by scrolling arrows from the alphabetical directory. Programmable from a smartphone thanks to on-board WiFi direct. Up to 2 text lines for each name. System status signalled by means of icons on the display.</p> <ul style="list-style-type: none"> > IP65 protection class > Wall or pillar mounting 	●	
1060/33	<p>MIKRA PLUS VIDEO ENTRY PANEL FOR UP TO 4 USERS WITH COLOUR DISPLAY FOR IPERCOM SYSTEM</p> <p>One-piece IP entry panel with Zamak front panel with 4 call buttons and colour display. Up to 2 text lines for each name. System status signalled by means of icons on the display. Power supply via PoE connection.</p> <ul style="list-style-type: none"> > IP65 protection class > Wall or pillar mounting 	●	
1060/34	<p>MIKRA DIGITAL IP VIDEO ENTRY PANEL WITH COLOUR DISPLAY AND DIRECTORY UP TO 32 USERS FOR IPERCOM SYSTEM</p> <p>One-piece entry panel with Zamak front panel with colour display. It allows calling up to 32 users who can be selected with the scrolling arrows from the alphabetical directory. Up to 2 text lines for each name. System status signalled by means of icons on the display. Power supply via PoE connection.</p> <ul style="list-style-type: none"> > IP65 protection class > Wall or pillar mounting 	●	
ACCESSORIES			
1784/45	<p>ILA MODULE FOR HEARING IMPAIRED AND PROXIMITY KEY READER, MIKRA2, 2VOICE SYSTEM</p> <p>The module performs the dual function of providing voice amplification for coupling to hearing aids equipped with T control device and a proximity key reader in MIFARE Plus technology for door opening. It can be combined with all entry panels with Mikra2 design style from both the 1784 and 1722 kit ranges.</p> <ul style="list-style-type: none"> > Accessory for Mikra2 entry panels: 1784/1 - /2 - /3 - /4 > It supports up to 2000 proximity keys. Supported keys: 1125/52 - /53 - /54 > Power supply: 12-24 Vac/Vdc > Operating temperature: -10 °C/+55 °C > Dimensions (W x H x D): 99 x 120 x 30 mm 		
1723/46	<p>NUMERIC KEYPAD DOOR OPENING MODULE, MIKRA2</p> <ul style="list-style-type: none"> > Made of Zamak > Up to 22 door opening codes > Possibility to manage 2 relays. Max. power that can be switched on relays 12Vac/24Vdc 5A > Operating temperature: -5 °C/+45 °C > Dimensions (W x H x D): 98 x 120 x 30 mm 		

mikra2

Mikra2 is the new Urmet entry panel for **one- and two-family kits**. It features a compact size, robust materials and is easy to install. Preset for **outdoor wall mounting with a depth of only 28 mm**, it can be recessed in the wall through a proper kit.

Mikra2 features **protection class IP55 against weather and dust and IK07 against shock**.

In the one-family version, it is also provided with system status signalling function through backlit icons.



> The entry panels of the Mikra2 line are also available in the three Prodel finishes: Exigo, Titanium and Allinox. They can be customised with 3 PVD colours and 5 RAL colours.



Mikra2 EXIGO



Mikra2 TITANIUM



Mikra2 ALLINOX



Mikra2 white RAL 9010








Mikra2 black RAL 9005

For more information and before ordering, please contact Prodel: +39 011-2484103 - info@prodel torino.it

COMPATIBLE WITH



REFERENCES

		IPERCOM	2VOICE
ENTRY PANELS			
1784/1	<p>MIKRA2 ONE-FAMILY EXTERNAL PANEL, 2VOICE</p> <p>One-button one-piece video door phone entry panel. Zamak front panel. Protection class IP55. Backlit icons for signalling system status. Wall mount with the possibility of flush mount using optional accessory 1723/50.</p> <ul style="list-style-type: none"> > Camera with wide viewing angle - 110° horizontal - 92° vertical > Control for 2 gates (pedestrian and driveway) > Dimensions (H x W x D): 180 x 100 x 28 mm 		
1784/2	<p>MIKRA2 TWO-FAMILY EXTERNAL PANEL, 2VOICE</p> <p>Two-button one-piece video door phone entry panel. Zamak front panel. Protection class IP55. Wall mount with the possibility of flush mount using optional accessory 1723/50.</p> <ul style="list-style-type: none"> > Camera with wide viewing angle - 110° horizontal - 92° vertical > Control for 2 gates (pedestrian and driveway) > Dimensions (H x W x D): 180 x 100 x 28 mm 		
1060/21	<p>MIKRA ONE-FAMILY VIDEO ENTRY PANEL FOR IPERCOM SYSTEM</p> <p>1-button IP entry panel with zamak mechanical parts equipped with colour camera, intercom unit and MIFARE proximity key reader. It features 2 outputs to control two separate entrances. System status signalled by means of the backlit icons. Ipercom system.</p> <ul style="list-style-type: none"> > POE power supply > Local supply voltage: 48 Vdc > Maximum consumption in video call: 3.5W > Name tag dimensions: 48,5 x 15,5 mm > Tag and button lighting: white LEDs > Dimensions (H x W x D): 180 x 100 x 28 mm > Protection rating: IP55 IK07 		
ACCESSORIES			
1784/45	<p>ILA MODULE FOR HEARING IMPAIRED AND PROXIMITY KEY READER, MIKRA2, 2VOICE SYSTEM</p> <p>The module performs the dual function of providing voice amplification for coupling to hearing aids equipped with T control device and a proximity key reader in MIFARE Plus technology for door opening. It can be combined with all entry panels with MIKRA2 design style from both the 1784 and 1722 kit ranges.</p> <ul style="list-style-type: none"> > Accessory for MIKRA2 entry panels: 1784/1 - /2 - /3 - /4 > It supports up to 2000 proximity keys. Supported keys: 1125/52 - /53 - /54 > Power supply: 12-24 Vac/Vdc > Operating temperature: -10 °C/+55 °C > Dimensions (W x H x D): 99 x 120 x 30 mm 		
1723/46	<p>NUMERIC KEYPAD DOOR OPENING MODULE, MIKRA2</p> <ul style="list-style-type: none"> > Made of Zamak > Up to 22 door opening codes > Possibility to manage 2 relays. Max. power that can be switched on relays 12Vac/24Vdc 5A > Operating temperature: -5 °C/+45 °C > Dimensions (W x H x D): 98 x 120 x 30 mm 		
1723/50	<p>FLUSH-MOUNT KIT FOR MIKRA2 ENTRY PANEL</p> <ul style="list-style-type: none"> > Flush-mount kit for Mikra2 entry panel made up of: <ul style="list-style-type: none"> - no. 1 plastic flush-mounting box - no. 1 fixing wall frame - no. 1 design style trim > Dimensions of the flush-mounting box (W x H x D): 119 x 212 x 45 mm > Dimensions of the design style frame (W x H): 140 x 220 mm 		

Sinthesi steel

Sinthesi Steel is the polished steel antivandal entry panel aided by tampering and impact resistance (IK09 degree).

Sinthesi Steel can be flush-mounted, wall-mounted in appropriate housing boxes which are compatible with Sinthesi's modularity.

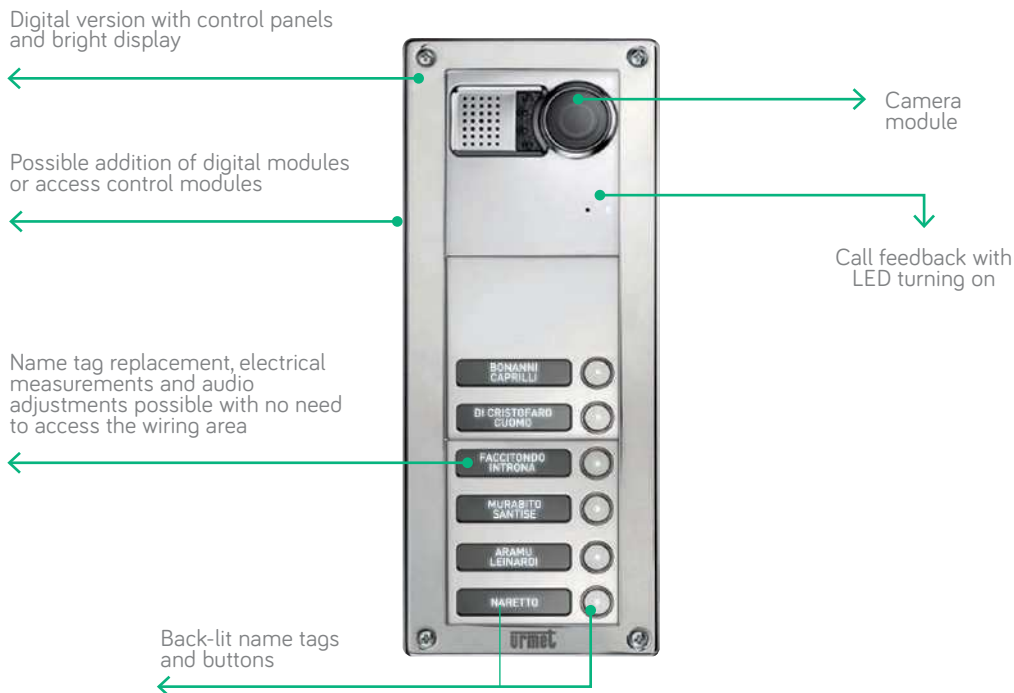
Wiring of digital systems is done with simple flat cables.

Sinthesi Steel may also be used as a system upgrade, since it features Sinthesi's outdoor analogue stations interface as well as Urmet's **Sinthesi** and **K-Steel** flush-mounting boxes.

Modules can be combined at will.

The panel has snap-on assembly, the only screws are located on the outer frame.

Thanks to speech synthesis modules, LED indicator module and interface modules for induction loop antenna for hearing-aid users, disabled persons, the visually-impaired and the hearing impaired can use the system normally. Proximity and access control modules provide keyless entry functionality for entrance gates and doors.



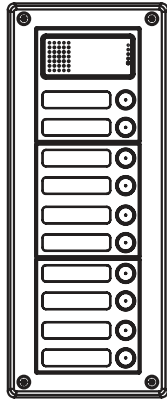
Sinthesi Steel is available with the new PVD colour finishes. For more information, please contact the sales network.



COMPATIBLE WITH



FEATURES



> Compliant with EU ETS300381 and EN60118 regulations on T-mode hearing aid devices



REFERENCES

	NO OF BTNS	IPERCOM	2 VOICE	COAX	5 WIRES	4+N	1+N	
BUTTON MODULES AND MODULES PRE-ARRANGED WITH LOUDSPEAKING UNIT								
1158/20 FRONT PANEL FOR OUTDOOR STATION, SINTHESI STEEL, WITHOUT BUTTONS > Made of polished steel	0			•	•	•	•	
1158/21 FRONT PANEL FOR OUTDOOR STATION, 1 BUTTON, SINTHESI STEEL > Made of polished steel	1			•	•	•	•	
1158/22 FRONT PANEL FOR OUTDOOR STATION, 2 BUTTONS, SINTHESI STEEL > Made of polished steel	2			•		•		
1158/11 MODULE WITH 1 PUSH-BUTTON, SINTHESI STEEL, ANALOG SYSTEMS > Made of polished steel	1	•	•	•	•	•	•	
1158/12 MODULE WITH 2 PUSH-BUTTONS, SINTHESI STEEL, ANALOG SYSTEMS > Made of polished steel	2	•	•	•	•	•	•	
1158/13 MODULE WITH 3 PUSH-BUTTONS, SINTHESI STEEL, ANALOG SYSTEMS > Made of polished steel	3	•	•	•	•	•	•	

NOTE: Module dimensions (W x H) 90 x 90 mm - 3.54 x 3.54 in.
Name tag dimensions (W x H) 67 x 12.5 mm - 2.63 x 0.49 in except for module with 2 button rows sized (W x H) 40 x 12.5 mm - 1.57 x 0.49 in and 1148/50 building number module.

INDOOR STATIONS

CALL FORWARDING

ENTRY PANELS

VIDEO DOORPHONE SYSTEMS

SYSTEM'S ACCESSORIES

ACCESS CONTROL






COMMUNICATION KITS


YOKIS SMART HOME

TELEPHONY


SALES NETWORK

synthesi steel





	NO. OF BTNS	IPERCOM	2VOICE	COAX	5 WIRES	4+N	1+N	
BUTTON MODULES AND MODULES PRE-ARRANGED WITH LOUDSPEAKING UNIT								
1158/14 MODULE WITH 4 PUSH-BUTTONS, SINTHESI STEEL, ANALOG SYSTEMS > Made of polished steel	4	●	●	●	●	●	●	
1158/50 BUILDING NUMBER MODULE, SINTHESI STEEL > Made of polished steel	~	●	●	●	●	●	●	
1158/59 BLIND MODULE, SINTHESI STEEL > Made of polished steel	~	●	●	●	●	●	●	
1158/82 2-BUTTON MODULE WITH INTEGRATED EXPANDER, SINTHESI STEEL, 2VOICE SYSTEM > Made of polished steel > Connection between modules via supplied flat cable	2	●	●					
1158/84 4-BUTTON MODULE WITH INTEGRATED EXPANDER, SINTHESI STEEL, 2VOICE SYSTEM > Made of polished steel > Connection between modules via supplied flat cable	4	●	●					
<small>NOTE: Module dimensions (W x H) 90 x 90 mm - 3.54 x 3.54 in. Name tag dimensions (W x H) 67 x 12.5 mm - 2.63 x 0.49 in except for module with 2 button rows sized (W x H) 40 x 12.5 mm - 1.57 x 0.49 in and 1148/50 building number module.</small>								

	NO. OCCUPIED MODULES	2VOICE	COAX	5 WIRES	4+N	1+N	
LOUDSPEAKING UNIT AND MODULE WITH LOUDSPEAKING UNIT							
1145/500 SINTHESI AUDIO OUTDOOR STATION FOR 4+N SYSTEM The device must be installed inside Synthesi S2 and Synthesi Steel front panels preset for audio outdoor stations in analogue 4+N systems with electronic and traditional call functions. It allows internal and external audio volume control and is equipped with a call forwarded indicator LED. > Power supply: 6Vdc > Power consumption in standby mode <15mA with active speech <80mA > Sound adjustments: outside max >90dB outside max >100dB <small>NOTE: To be matched to modules pre-arranged with loudspeaking unit</small>	-		●		●		
1145/67 SINTHESI STEEL AND SINTHESI S2 AUDIO OUTDOOR STATION FOR 1+N SYSTEM The device must be installed inside Synthesi S2 and Synthesi Steel front panels preset for audio outdoor stations in analogue 1+N systems with electronic and traditional call functions. It allows internal and external audio volume control and is equipped with a call forwarded indicator LED. > Power supply: 12Vac <small>NOTE: To be matched to modules pre-arranged with loudspeaking unit</small>	-			●		●	

REFERENCES

	NO. OCCUPIED MODULES	2VOICE	COAX	5 WIRES	4+N	1+N	
LOUDSPEAKING UNIT AND MODULE WITH LOUDSPEAKING UNIT							
1083/64							
<p>VIDEO OUTDOOR STATION, SINTHESI STEEL, 2VOICE SYSTEM</p> <p>The outdoor audio video module with Sinthesi Steel design style is equipped with camera, speech unit, 2 call buttons. The number of users can be increased by adding additional Sinthesi Steel button modules.</p> <p>> Dimensions: 2 Sinthesi Steel modules</p> <p><i>NOTE: Module dimensions (W x H) 90 x 90 mm - 3.54 x 3.54 in. Name tag dimensions (W x H) 67 x 12,5 mm - 2.63 x 0.49 in except for module with 2 button rows sized (W x H) 40 x 12,5 mm - 1.57 x 0.49 in and 1145/50 building number module with dimensions (W x H) 57 x 60 mm - 2.24 x 2.36 in.</i></p>	1	●					
1083/14							
<p>NUMERIC KEYPAD AND DISPLAY MODULE, SINTHESI STEEL, STANDARD LANGUAGE SET, 2VOICE SYSTEM</p> <p>The 2Voice digital call module on Sinthesi Steel design style is equipped with a display, numeric keypad and speech unit for the 2Voice system. It allows users in the installation to be called by selecting the name in the directory in alphabetical order or by directly entering the user code from the keypad. It is also possible to open the entrance by entering a personal code from the keypad. It can be supplemented by a camera module 1758/40 in the case of video door phone systems and additional optional modules from the Sinthesi Steel line.</p> <p>> Steel front panel. 2-module Sinthesi Steel dimensions</p> <p>> Display with 2 lines of 16 characters</p> <p>> 10 navigation keys and 5 function keys</p>	2	●					
ACCESSORIES							
1158/74							
<p>CONVERSATION SECRECY DEVICE FOR 4 USERS FOR 1+1 OR 5-WIRE SYSTEMS</p> <p>Conversation secrecy device for audio 1+1 and video 5-wire systems (for Sinthesi and Sinthesi Steel entry panels). One device every 4 users is required.</p> <p>> Flat cable supplied as standard</p>							
1083/17							
<p>PUSH-BUTTONS EXTENSION MODULE FOR DIGITAL SYSTEMS, SINTHESI S2 AND SINTHESI STEEL</p> <p>It allows the connection of 16 call buttons on Sinthesi S2 or Sinthesi Steel entry panels or customised entry panels in 2Voice and Ipercom digital systems. Up to 4 modules can be connected in cascade for a total of 64 call buttons.</p> <p>> For mounting behind Sinthesi S2 and Sinthesi Steel button modules</p> <p>> Equipped with two 8-wire flats for as many call buttons for a total of 16</p>							
1758/107							
<p>BUTTON MODULE FRONT PANEL, 1 BUTTON, SINTHESI STEEL</p> <p>> Made of polished steel</p>							
1758/108							
<p>BUTTON MODULE FRONT PANEL, 2 BUTTONS, SINTHESI STEEL</p> <p>> Made of polished steel</p>							

synthesi steel

	NO. OCCUPIED MODULES	NO. OF BTNS	IPERCOM	2VOICE	COAX	5 WIRES	
CAMERA MODULE WITH/WITHOUT LOUDSPEAKING UNIT							
1758/83 CAMERA MODULE, SYNTHESI STEEL, 2VOICE SYSTEM > To be connected with flat to audio module 1083/64 > It can be set for PAL/NTSC video signal	1	-		●			
1758/40 CAMERA MODULE, SYNTHESI STEEL, COAX SYSTEM The Synthesi Steel module with colour camera is equipped with rising clamp terminals and lighting unit. The white LED lighting unit allows clearly filming the caller even in poor light conditions. The lighting unit can be switched off by setting the microswitch to the OFF position on the camera module. The CCD wide angle camera has a field of view of 120° horizontally. The device is used in analogue systems with 5-wire coaxial cable and digital 2Voice 1083/14 call module. > Max absorption: 250 mAcc > Camera power supply: 16 - 23Vcc > IP protection rating: 42 > Front panel treatment: anodised aluminium > View angle: 120° > Module dimensions (H x W): 90 x 90 mm - 3.54 x 3.54 in.	1	-			●	●	
1758/91 SYNTHESI STEEL 1-BUTTON VIDEO OUTDOOR STATION FOR 4+N SYSTEM Audio-video unit on Synthesi S2 design style for analogue systems with coaxial cable. Equipped with loudspeaker, microphone, one call button and camera with LED lighting. > Manual adjustment of vertical and horizontal camera angles > Possibility to adjust loudspeaker and microphone sound levels > Size: one Synthesi S2 module	1	1			●		
1060/74 SYNTHESI STEEL 2-BUTTON VIDEO OUTDOOR STATION FOR IPERCOM SYSTEM Audio and video IP outdoor station. Equipped with 2 call buttons, wide-angle camera, management of 2 locks, input for open door sensor. Possibility to increase the number of buttons up to 32 with modules 1158/82 and 1158/84. > PoE power supply > 2-module Synthesi Steel dimensions	2	2	●				

REFERENCES

	NO. OCCUPIED MODULES	
SPECIAL MODULES		
1158/47 DDA MODULE FOR HEARING IMPAIRED, SINTHESI STEEL > Made of steel. One Sinthesi Steel module > Accessory module for Sinthesi Steel entry panels > 3 system status signalling LEDs > It can be used on all Urmet video door phone systems > Operating temperature -5 °C / +45 °C	1	
1158/48 ILA MODULE FOR HEARING IMPAIRED, SINTHESI STEEL > Made of steel. One Sinthesi Steel module > Accessory module for Sinthesi Steel entry panels > Operating temperature -5 °C / +45 °C <i>NOTE: Module dimensions (W x H) 90 x 90 mm - 3.54 x 3.54 in.</i>	1	
DOOR-OPENER MODULES		
1158/45 PROXIMITY KEY READER MODULE, SINTHESI STEEL > Made of steel. One Sinthesi Steel module > It works with 125 KHz 1125/50 and 1125/52 keys > Operating temperature -5 °C / +45 °C	1	
1158/46 NUMERIC KEYPAD DOOR OPENING MODULE, SINTHESI STEEL > Made of steel. One Sinthesi Steel module > Up to 22 door opening codes > Possibility to manage 2 relays. Max. power that can be switched on relays 12Vac/24Vdc 5A > Operating temperature -5 °C / +45 °C	1	
1060/86 SINTHESI STEEL PROXIMITY KEY READER MODULE FOR IPERCOM IP reader head module for proximity keys. Equipped with output for lock activation with capacitive discharge and timed hold current, a relay contact (NO-NC) for driveway lock activation, input for local lock control and input for door open sensor. Sinthesi Steel. Ipercom system. > Compatible with Mifare Plus keys, model 1125/52 and 1125/53 > PoE power supply > Size: 1 Sinthesi S2 module <i>NOTE: Module dimensions (W x H) 90 x 90 mm - 3.54 x 3.54 in.</i>	1	
DOOR-OPENER MODULE ACCESSORIES		
1125/50 SET OF 10 PROXIMITY KEYS, SINTHESI S2 AND SINTHESI STEEL > Operating frequency 125 kHz		

synthesi

steel

	NO MODULES	DIMENSIONS (W x H x D) mm	DIMENSIONS (W x H x D) in
FLUSH-MOUNTING BOXES			
1145/51 PLASTIC FLUSH-MOUNTING BOX, SINTHESI, 1 MODULE > Made of black plastic material	1	118 x 114 x 45	4.64 x 4.48 x 1.77
1145/52 PLASTIC FLUSH-MOUNTING BOX, SINTHESI, 2 MODULES > Made of black plastic material > Also supplied with two fairleads for possible side-by-side installation of flush-mounting boxes	2	118 x 204 x 45	4.64 x 8.03 x 1.77
1145/53 PLASTIC FLUSH-MOUNTING BOX, SINTHESI, 3 MODULES > Made of black plastic material > Also supplied with two fairleads for possible side-by-side installation of flush-mounting boxes	3	118 x 294 x 45	4.64 x 11.57 x 1.77
1145/54 PLASTIC FLUSH-MOUNTING BOX, SINTHESI, 4 MODULES > Made of black plastic material > Also supplied with two fairleads for possible side-by-side installation of flush-mounting boxes	4	118 x 384 x 45	4.64 x 15.11 x 1.77
1158/41 METAL FLUSH-MOUNTING BOX, SINTHESI STEEL, 1 MODULE > Made of galvanised metal	1	118 x 118 x 45	4.64 x 4.64 x 1.77
1158/42 METAL FLUSH-MOUNTING BOX, SINTHESI STEEL, 2 MODULES > Made of galvanised metal	2	118 x 208 x 45	4.64 x 8.19 x 1.77
1158/43 METAL FLUSH-MOUNTING BOX, SINTHESI STEEL, 3 MODULES > Made of galvanised metal	3	118 x 298 x 45	4.64 x 11.73 x 1.77
1158/44 METAL FLUSH-MOUNTING BOX, SINTHESI STEEL, 4 MODULES > Made of galvanised metal	4	118 x 388 x 45	4.64 x 15.31 x 1.77



REFERENCES

	NO MODULES	DIMENSIONS (W x H x D) mm	DIMENSIONS (W x H x D) in
FLUSH-MOUNTING BOXES AND FRAMES			
1158/61 MODULE HOLDER WALL FRAME WITH TRIM, SINTHESI STEEL, 1 MODULE > Made of aluminium > Fixed with two screws to the flush-mounting box or wall-mounted box	1	125 x 119	4.92 x 4.68
1158/62 MODULE HOLDER WALL FRAME WITH TRIM, SINTHESI STEEL, 1 ROW, 2 MODULES > Made of aluminium > Fixed with two screws to the flush-mounting box or wall-mounted box	2	125 x 209	4.92 x 8.22
1158/63 MODULE HOLDER WALL FRAME WITH TRIM, SINTHESI STEEL, 1 ROW, 3 MODULES > Made of aluminium > Fixed with two screws to the flush-mounting box or wall-mounted box	3	125 x 299	4.92 x 11.77
1158/64 MODULE HOLDER WALL FRAME WITH TRIM, SINTHESI STEEL, 1 ROW, 4 MODULES > Made of aluminium > Fixed with two screws to the flush-mounting box or wall-mounted box	4	125 x 389	4.92 x 15.31



1158/61



1158/62



1158/63



1158/64

synthesi steel

	NO. MODULES	NO. ROWS	DIMENSIONS (W x H x D) mm	DIMENSIONS (W x H x D) in
RAIN HOOD				
1158/611 RAIN HOOD, SINTHESI STEEL, 1 ROW, 1 MODULE > Made of aluminium	1	1	152 x 149 x 47	6.22 x 5.94 x 0.86
1158/612 RAIN HOOD, SINTHESI STEEL, 1 ROW, 2 MODULES > Made of aluminium	2	1	152 x 239 x 47	6.22 x 9.48 x 0.86
1158/613 RAIN HOOD, SINTHESI STEEL, 1 ROW, 3 MODULES > Made of aluminium	3	1	152 x 329 x 47	6.22 x 13.03 x 0.86
1158/614 RAIN HOOD, SINTHESI STEEL, 1 ROW, 4 MODULES > Made of aluminium	4	1	152 x 419 x 47	6.22 x 16.57 x 0.86
1158/624 RAIN HOOD, SINTHESI STEEL, 2 ROWS, 4 MODULES > Made of aluminium	4	2	281 x 239 x 47	11.29 x 9.48 x 0.86
1158/626 RAIN HOOD, SINTHESI STEEL, 2 ROWS, 6 MODULES > Made of aluminium	6	2	281 x 329 x 47	11.29 x 13.03 x 0.86
1158/639 RAIN HOOD, SINTHESI STEEL, 3 ROWS, 9 MODULES > Made of aluminium	9	3	410 x 419 x 47	16.37 x 13.03 x 0.86



REFERENCES

	NO. MODULES	NO. ROWS	DIMENSIONS (W x H x D) mm	DIMENSIONS (W x H x D) in
WALL MOUNTING BOX WITHOUT FRAME				
1148/311 HOUSING WITH WALL FRAME AND RAIN HOOD, 1 MODULE, SINTHESI S2, SURFACE WALL MOUNT > Made of aluminium	1	1	151 x 148 x 79	6.33 x 5.83 x 3.11
1148/312 HOUSING WITH WALL FRAME AND RAIN HOOD, 2 MODULES, SINTHESI S2, SURFACE WALL MOUNT > Made of aluminium	2	1	151 x 238 x 79	6.33 x 9.37 x 3.11
1148/313 HOUSING WITH WALL FRAME AND RAIN HOOD, 3 MODULES, SINTHESI S2, SURFACE WALL MOUNT > Made of aluminium	3	1	151 x 328 x 79	6.33 x 12.91 x 3.11
1148/314 HOUSING WITH WALL FRAME AND RAIN HOOD, 4 MODULES, SINTHESI S2, SURFACE WALL MOUNT > Made of aluminium	4	1	151 x 418 x 79	6.33 x 16.45 x 3.11
1148/324 HOUSING WITH WALL FRAME AND RAIN HOOD, 2 ROWS, 4 MODULES, SINTHESI S2, SURFACE WALL-MOUNTING > Made of aluminium	4	2	280 x 238 x 79	11.02 x 9.37 x 3.11
1148/326 HOUSING WITH WALL FRAME AND RAIN HOOD, 2 ROWS, 6 MODULES, SINTHESI S2, SURFACE WALL-MOUNTING > Made of aluminium	6	2	280 x 328 x 79	11.02 x 12.91 x 3.11
1148/339 HOUSING WITH WALL FRAME AND RAIN HOOD, 3 ROWS, 9 MODULES, SINTHESI S2, SURFACE WALL-MOUNTING > Made of aluminium	9	3	416 x 331 x 79	16.37 x 13.03 x 3.11



1148/311

1148/312

1148/313

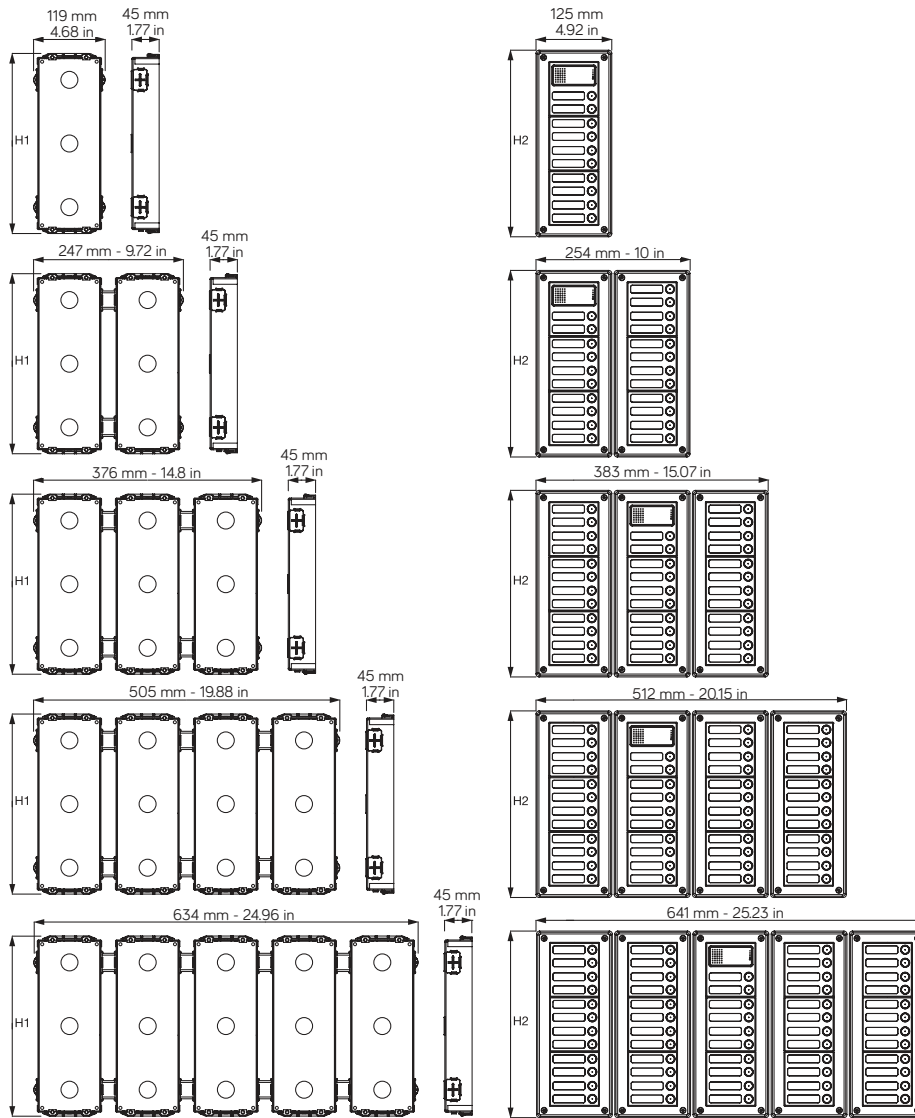
1148/314

1148/324

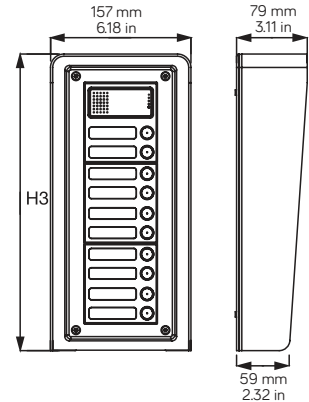
1148/326

Technical information

FRAMES, EMBEDDING BOXES



MODULES



	H3
For 1 module	151,5 mm
For 2 modules	241,5 mm
For 3 modules	331,5 mm
For 4 modules	421,5 mm

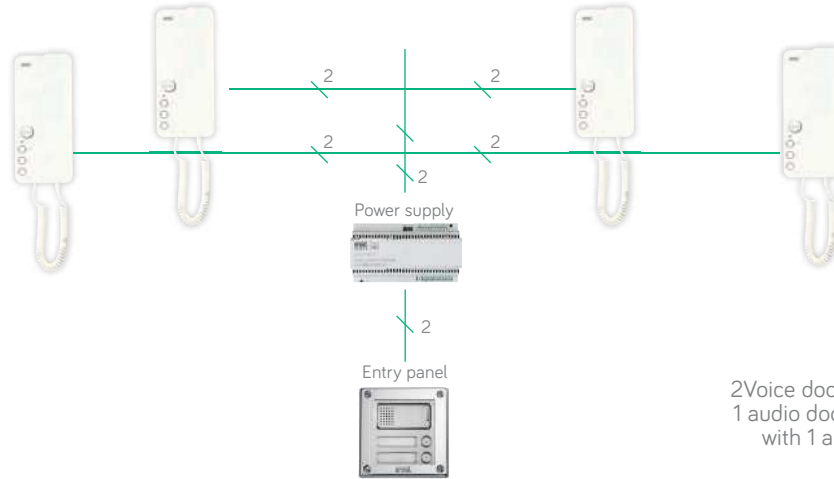
	H3
For 1 module	5.96 in
For 2 modules	9.50 in
For 3 modules	13.05 in
For 4 modules	16.59 in

	H1	H2
For 1 module	117 mm	127 mm
For 2 modules	207 mm	217 mm
For 3 modules	297 mm	307 mm
For 4 modules	387 mm	397 mm

	H1	H2
For 1 module	4.6 in	5 in
For 2 modules	8.14 in	8.54 in
For 3 modules	11.69 in	12.08 in
For 4 modules	15.23 in	15.62 in

2Voice system

SET UP EASILY WITH THE NEW URMET VIDEO DOOR PHONE SYSTEM CONFIGURATOR

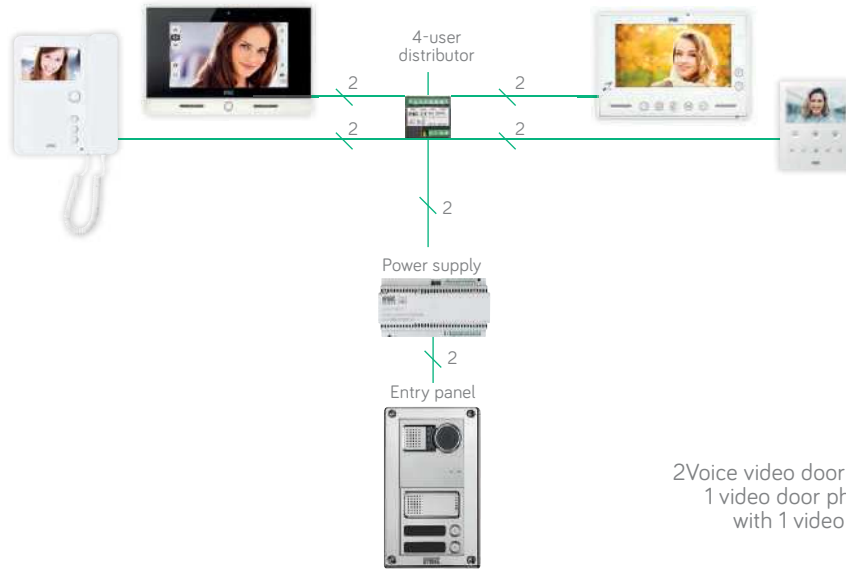


2Voice door phone diagram
1 audio door phone column
with 1 audio door unit

AUDIO SYSTEM WITH SYNTHESI STEEL

NUMBER OF USERS	2VOICE KIT 1183/603	1158/62	1158/63	1158/64	1158/11	1158/12	1158/13	1158/14	1158/50	1145/52	1145/53	1145/54	1083/17	MIRO 1183/5
2	1													
3	1	1			1					1			1	1
4	1	1				1				1			1	2
6	1	1						1		1			1	4
8	1		1			1		1			1		1	6
9	1		1				1	1			1		1	7
10	1		1					2			1		1	8
12	1	2				1		2		2			1	10
14	1	2						3		2			1	12
15	1		2		1			3	1		2		1	13
16	1		2			1		3	1		2		1	14
18	1		2					4	1		2		1	16
20	1		2			1		4			2		2	18
21	1		2				1	4			2		2	19
22	1		2					5			2		2	20
24	1			2		1		5	1			2	2	22
27	1			2	1			6				2	2	25
28	1			2		1		6				2	2	26
30	1			2				7				2	2	28

2Voice system

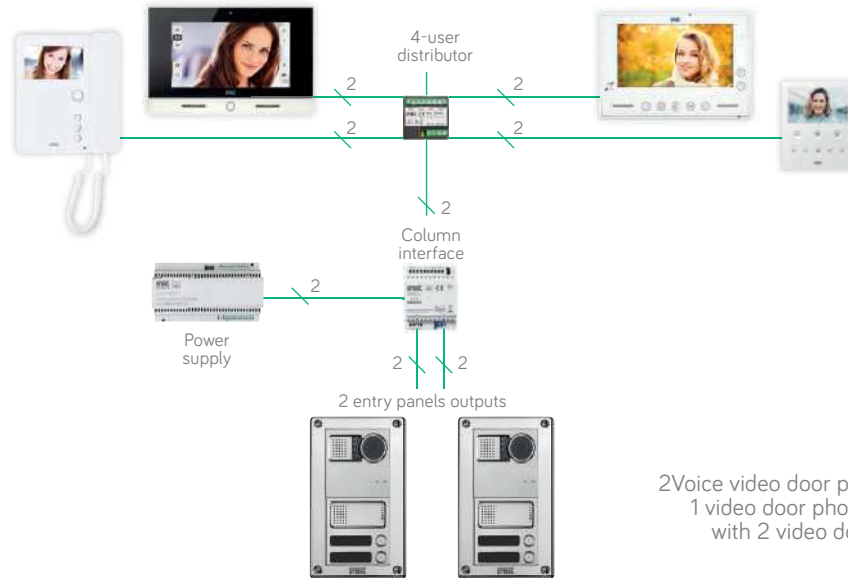


2Voice video door phone diagram
1 video door phone column
with 1 video door unit

2VOICE VIDEO SYSTEM WITH SYNTHESI STEEL

NUMBER OF BUTTONS	2VOICE SYNTHESI STEEL KIT 1783/705														MIRO 1750/1	VOG 5 1760/6	VOG7 1760/31A-33A	VMODO 1719/1
	1158/62	1158/63	1158/64	1158/11	1158/12	1158/13	1158/14	1158/50	1145/52	1145/53	1145/54	1083/55	1038/17					
2	1														2	2	2	2
3	1		1		1								2	3	3	3	3	
4	1		1			1				1		1	2	4	4	4	4	
6	1		1				1			1		2	2	6	6	6	6	
8	1	2				1	1			2		2	2	8	8	8	8	
9	1	2					1	1		2		3	2	9	9	9	9	
10	1	2						2		2		3	2	10	10	10	10	
12	1		2		1		2	1		2		3	2	12	12	12	12	
14	1		2				3	1		2		4	2	14	14	14	14	
15	1		2		1		3			2		4	2	15	15	15	15	
16	1		2			1	3			2		4	2	16	16	16	16	
18	1		2				4			2		5	2	18	18	18	18	
20	1			2	1		4	1				5	2	20	20	20	20	
21	1			2		1	4	1			2	6	4	21	21	21	21	
22	1			2			5	1			2	6	4	22	22	22	22	
24	1			2	1		5				2	6	4	24	24	24	24	
27	1		3		1		6			3		7	4	27	27	27	27	
28	1		3			1	6			3		7	4	28	28	28	28	
30	1		3				7			3		8	4	30	30	30	30	

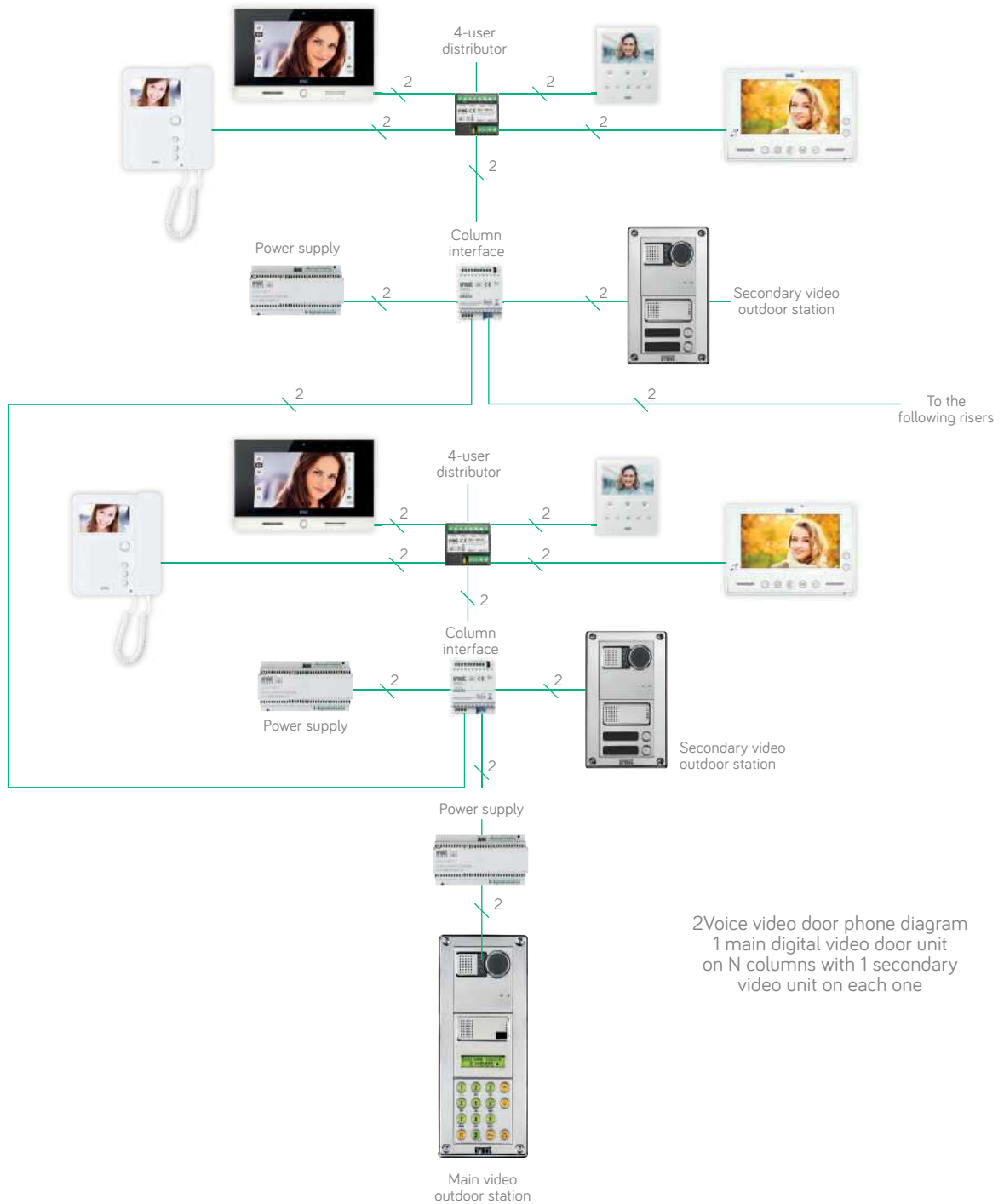
2Voice system



2VOICE VIDEO SYSTEMS WITH SYNTHESI STEEL

NUMBER OF BUTTONS	2 VOICE SYNTHESI STEEL KIT 1783/705	2 VOICE SYNTHESI STEEL KIT 1783/739	1158/62	1158/63	1158/64	1158/11	1158/12	1158/13	1158/14	1158/50	1145/52	1145/53	1145/54	1083/55	1038/17	MIRO T750/1	VOG 5.1760/6	VOG7.1760/31A-33A	VMODO T719/1
2	1		2								2					2	2		
3	1			2		2						2		1	2	1	3	1	1
4	1			2			2					2		1	2	2	4	2	2
6	1			2					2			2		2	2	4	6	4	4
8	1		4				2		2		4			2	2	6	8	6	6
9	1		4					2	2		4			3	2	7	9	7	7
10	1		4						4		4			3	2	8	10	8	8
12	1			4			2		4	2		4		3	2	10	12	10	10
14	1			4					6	2		4		4	2	12	14	12	12
15	1			4		2			6			4		4	2	13	15	13	13
16	1			4			2		6			4		4	2	14	16	14	14
18	1			4					8			4		5	2	16	18	16	16
20	1				4		2		8	2			4	5	2	18	20	18	18
21	1				4			2	8	2			4	6	4	19	21	19	19
22	1				4				10	2			4	6	4	20	22	20	20
24	1				4		2		10				4	6	4	22	24	22	22
27	1			6		2			12		6			7	4	25	27	25	25
28	1			6			2		12		6			7	4	26	28	26	26
30	1			6					14		6			8	4	28	30	28	28

2Voice system



2Voice video door phone diagram
 1 main digital video door unit
 on N columns with 1 secondary
 video unit on each one

2Voice system

SINTHESI STEEL VIDEO ENTRY
 PANEL: MAIN OUTDOOR VIDEO
 ENTRY PANEL WITH DIGITAL
 KEYBOARD

2VOICE KIT 1783/707	1758/40	1158/63	1145/53	1083/75	1083/20A
1	1	1	1	1	1
























LAYOUT OF EACH
 SECONDARY COLUMN

NUMBER OF USERS	2VOICE KIT 1783/739	1158/62	1158/63	1158/64	1158/11	1158/12	1158/13	1158/14	1158/50	1145/52	1145/53	1145/54	1083/55	1083/17	MIRO 1750/1	VOG 7 1760/31A-33A	VOG5 1760/6	VMODO 1719/1
2	1	1								1			1				2	2
3	1		1		1						1		1	1	1	1	3	3
4	1		1			1					1		1	1	2	2	4	4
6	1		1					1			1		2	1	4	4	6	6
8	1	2				1		1		2			2	1	6	6	8	8
9	1	2					1	1		2			3	1	7	7	9	9
10	1	2						2		2			3	1	8	8	10	10
12	1		2			1		2	1		2		3	1	10	10	12	12
14	1		2					3	1		2		4	1	12	12	14	14
15	1		2		1			3			2		4	1	13	13	15	15
16	1		2			1		3			2		4	1	14	14	16	16
18	1		2					4			2		5	1	16	16	18	18
20	1			2		1		4	1			2	5	2	18	18	20	20
21	1			2			1	4	1			2	6	2	19	19	21	21
22	1			2				5	1			2	6	2	20	20	22	22
24	1			2		1		5				2	6	2	22	22	24	24
27	1		3		1			6			3		7	2	25	25	27	27
28	1		3			1		6			3		7	2	26	26	28	28
30	1		3					7			3		8	2	28	28	30	30

NOTE: If you have more than one secondary riser with dedicated outdoor station, it is necessary to add 1 1083/20A power supply unit per riser.

Coax video door phone systems

SINTHESI STEEL ENTRY PANEL WITH COLOUR CAMERA: FROM 1 TO 20 BUTTONS (SIGNO, NEXO2)

NO. BUTTONS			1	2	3	4	5	6	7	8	9	10	11	12	13	14	15	16	17	18	19	20
POWER SUPPLY	789/5B		1	1	1	1	1	1	1	1	1	1	1	1	1	1	1	1	1	1	1	1
SIGNO	1740/90		1	2	3	4	5	6	7	8	9	10	11	12	13	14	15	16	17	18	19	20
	1740/40		1	2	3	4	5	6	7	8	9	10	11	12	13	14	15	16	17	18	19	20
NEXO2	1708/2		1	2	3	4	5	6	7	8	9	10	11	12	13	14	15	16	17	18	19	20
LOUDSPEAKING UNIT	1145/500		-	1	-	-	-	1	-	-	-	1	-	-	-	1	1	1	-	1	-	-
MODULE FOR LOUDSPEAKING UNIT	1158/22		-	1	-	-	-	1	-	-	-	1	-	-	-	1	-	1	-	1	-	-
	1158/20		-	-	-	-	-	-	-	-	-	-	-	-	-	-	1	-	-	-	-	-
CAMERA MODULE WITH LOUDSPEAKING UNIT	1758/91		1	-	1	1	1	-	1	1	1	-	1	1	1	-	-	-	1	-	1	1
CAMERA MODULE	1758/40		-	1	-	-	-	1	-	-	-	1	-	-	-	1	1	1	-	1	-	-
FRAMES AND MODULE HOLDER	1158/64		-	-	-	-	-	-	-	-	-	1	1	1	1	-	-	-	-	-	-	-
	1158/63		-	-	-	-	-	1	1	1	1	-	-	-	-	2	2	2	2	2	2	2
	1158/62		-	1	1	1	1	-	-	-	-	-	-	-	-	-	-	-	-	-	-	-
	1158/61		1	-	-	-	-	-	-	-	-	-	-	-	-	-	-	-	-	-	-	-
MODULES WITH BUTTONS AND REPERTORY MODULE	1158/59		-	-	-	-	-	-	-	-	-	-	-	-	-	-	-	-	-	-	-	-
	1158/50		-	-	-	-	-	-	-	-	-	-	-	-	-	1	-	-	1	-	-	-
	1158/14		-	-	-	-	1	1	1	1	2	2	2	2	3	3	3	4	4	4	4	4
	1158/13		-	-	-	1	-	-	-	1	-	-	-	1	-	-	1	-	-	-	-	1
	1158/12		-	-	1	-	-	-	1	-	-	-	1	-	-	-	-	-	-	-	1	-
	1158/11		-	-	-	-	-	-	-	-	-	-	-	-	-	-	-	-	-	-	-	-
EMBEDDING BOXES	1145/54		-	-	-	-	-	-	-	-	-	1	1	1	1	-	-	-	-	-	-	-
	1145/53		-	-	-	-	-	1	1	1	1	-	-	-	-	2	2	2	2	2	2	2
	1145/52		-	1	1	1	1	-	-	-	-	-	-	-	-	-	-	-	-	-	-	-
	1145/51		1	-	-	-	-	-	-	-	-	-	-	-	-	-	-	-	-	-	-	-

4+N door phone systems






















SINTHESI STEEL ENTRY PANEL: FROM 1 TO 20 BUTTONS (MİRO DOOR PHONE)

NO. BUTTONS			1	2	3	4	5	6	7	8	9	10	11	12	13	14	15	16	17	18	19	20
MİRO	1150/1		1	2	3	4	5	6	7	8	9	10	11	12	13	14	15	16	17	18	19	20
POWER SUPPLY	786/11		1	1	1	1	1	1	1	1	1	1	1	1	1	1	1	1	1	1	1	1
FRAMES AND MODULE HOLDERS	1158/64		-	-	-	-	-	-	-	-	-	1	1	1	1	-	-	-	-	-	-	-
	1158/63		-	-	-	-	-	1	1	1	1	-	-	-	-	2	2	2	2	2	2	2
	1158/62		-	1	1	1	1	-	-	-	-	-	-	-	-	-	-	-	-	-	-	-
	1158/61		1	1	-	-	-	-	-	-	-	-	-	-	-	-	-	-	-	-	-	-
MODULES WITH BUTTONS AND REPERTORY MODULE	1158/59		-	-	-	-	-	-	-	-	-	-	-	-	-	-	-	-	-	-	-	-
	1158/50		-	-	-	-	-	-	-	-	-	-	-	-	-	1	1	1	1	-	-	-
	1158/14		-	-	-	1	1	1	1	2	2	2	2	3	3	3	3	4	4	4	4	5
	1158/13		-	-	1	-	-	-	1	-	-	-	1	-	-	-	1	-	-	-	1	-
	1158/12		-	-	-	-	-	-	-	-	-	-	-	-	-	-	-	-	-	-	-	-
	1158/11		-	-	-	-	-	-	-	-	-	-	-	-	-	-	-	-	-	-	-	-
LOUDSPEAKING UNIT	1145/500		1	1	1	1	1	1	1	1	1	1	1	1	1	1	1	1	1	1	1	1
MODULES ARRANGED FOR LOUDSPEAKING UNIT	1158/22		-	1	-	-	-	1	-	-	-	1	-	-	-	1	-	-	-	1	-	-
	1158/21		1	-	-	-	1	-	-	-	1	-	-	-	1	-	-	-	1	-	-	-
	1158/20		-	-	1	1	-	-	1	1	-	-	1	1	-	-	1	1	-	-	1	1
EMBEDDING BOXES	1145/54		-	-	-	-	-	-	-	-	-	-	1	1	1	1	-	-	-	-	-	-
	1145/53		-	-	-	-	-	-	1	1	1	1	-	-	-	-	2	2	2	2	2	2
	1145/52		-	-	1	1	1	1	-	-	-	-	-	-	-	-	-	-	-	-	-	-
	1145/51		1	1	-	-	-	-	-	-	-	-	-	-	-	-	-	-	-	-	-	-

INDOOR STATIONS
CALL FORWARDING
ENTRY PANELS
VIDEO DOORPHONE SYSTEMS
SYSTEM'S ACCESSORIES
ACCESS CONTROL
COMMUNICATION KITS
YOKIS SMART HOME
TELEPHONY
SALES NETWORK

5-wire video door phone systems

SINTHESI STEEL ENTRY PANEL WITH COLOUR CAMERA: FROM 1 TO 20 BUTTONS (SIGNO, NEXO2)

NO. BUTTONS			1	2	3	4	5	6	7	8	9	10	11	12	13	14	15	16	17	18	19	20
POWER SUPPLY	789/58		1	1	1	1	1	1	1	1	1	1	1	1	1	1	1	1	1	1	1	1
SIGNO	1740/955		1	2	3	4	5	6	7	8	9	10	11	12	13	14	15	16	17	18	19	20
	1740/40		1	2	3	4	5	6	7	8	9	10	11	12	13	14	15	16	17	18	19	20
NEXO2	1708/955		1	2	3	4	5	6	7	8	9	10	11	12	13	14	15	16	17	18	19	20
	1708/2		1	2	3	4	5	6	7	8	9	10	11	12	13	14	15	16	17	18	19	20
VIDEO DISTRIBUTOR	955/40		-	-	1	1	2	2	2	2	3	3	3	3	4	4	4	4	5	5	5	5
LOUDSPEAKING UNIT	1145/67		1	1	1	1	1	1	1	1	1	1	1	1	1	1	1	1	1	1	1	1
MODULE FOR LOUDSPEAKING UNIT	1158/21		1	-	-	-	1	-	-	-	1	-	-	-	1	-	-	-	1	-	-	-
	1158/20		-	1	1	1	-	1	1	1	-	1	1	1	-	1	1	1	-	1	1	1
CAMERA MODULE	1758/40		1	1	1	1	1	1	1	1	1	1	1	1	1	1	1	1	1	1	1	1
SECURITY OF CONVERSATION	1158/74		-	-	1	1	1	1	2	2	2	2	3	3	3	4	4	4	4	4	5	5
FRAMES AND MODULE HOLDERS	1158/64		-	-	-	-	-	1	1	1	1	-	-	-	-	-	-	-	-	2	2	2
	1158/63		-	1	1	1	1	-	-	-	-	2	2	2	2	2	2	2	2	-	-	-
	1158/62		1	-	-	-	-	-	-	-	-	-	-	-	-	-	-	-	-	-	-	-
MODULES WITH BUTTONS AND REPERTORY MODULE	1158/50		-	-	-	-	-	-	-	-	-	1	1	1	1	-	-	-	-	1	1	1
	1158/14		-	-	-	1	1	1	1	2	2	2	2	3	3	3	4	4	4	4	4	5
	1158/13		-	-	1	-	-	-	1	-	-	-	1	-	-	1	-	-	-	-	1	-
	1158/12		-	1	-	-	-	1	-	-	-	1	-	-	-	1	-	-	-	1	-	-
EMBEDDING BOXES	1145/54		-	-	-	-	-	1	1	1	1	-	-	-	-	-	-	-	-	2	2	2
	1145/53		-	1	1	1	1	1	-	-	-	-	2	2	2	2	2	2	2	2	-	-
	1145/52		1	-	-	-	-	-	-	-	-	-	-	-	-	-	-	-	-	-	-	-

1+N door phone systems

SINTHESI STEEL ENTRY PANEL: FROM 1 TO 20 BUTTONS (MÌRO DOOR PHONE)

NO. BUTTONS			1	2	3	4	5	6	7	8	9	10	11	12	13	14	15	16	17	18	19	20	
MÌRO	1150/35		1	2	3	4	5	6	7	8	9	10	11	12	13	14	15	16	17	18	19	20	
POWER SUPPLY	9000/230		1	1	1	1	1	1	1	1	1	1	1	1	1	1	1	1	1	1	1	1	1
FRAMES WITH MODULE HOLDERS	1158/64		-	-	-	-	-	-	-	-	-	1	1	1	1	-	-	-	-	-	-	-	
	1158/63		-	-	-	-	-	1	1	1	1	-	-	-	-	2	2	2	2	2	2	2	
	1158/62		-	1	1	1	1	-	-	-	-	-	-	-	-	-	-	-	-	-	-	-	
	1158/61		1	-	-	-	-	-	-	-	-	-	-	-	-	-	-	-	-	-	-	-	
MODULES WITH BUTTONS AND REPERTORY MODULE	1158/50		-	-	-	-	-	-	-	-	-	-	-	-	-	1	1	1	1	-	-	-	
	1158/14		-	-	-	1	1	1	1	2	2	2	2	3	3	3	3	4	4	4	4	5	
	1158/13		-	-	1	-	-	-	1	-	-	-	1	-	-	-	1	-	-	-	1	-	
	1158/12		-	1	-	-	-	1	-	-	-	1	-	-	-	1	-	-	-	1	-	-	
	1158/11		-	-	-	-	-	-	-	-	-	-	-	-	-	-	-	-	-	-	-	-	
SECURITY OF CONVERSATION	1157/74		-	-	1	1	1	1	2	2	2	2	3	3	3	3	4	4	4	4	5	5	
LOUDSPEAKING UNIT	1145/67		1	1	1	1	1	1	1	1	1	1	1	1	1	1	1	1	1	1	1	1	
MODULES ARRANGED FOR LOUDSPEAKING UNIT	1158/21		1	-	-	-	1	-	-	-	1	-	-	-	1	-	-	-	1	-	-	-	
	1158/20		-	1	1	1	-	1	1	1	-	1	1	1	-	1	1	1	-	1	1	1	
EMBEDDING BOXES	1145/54		-	-	-	-	-	-	-	-	-	1	1	1	1	-	-	-	-	-	-	-	
	1145/53		-	-	-	-	-	1	1	1	1	-	-	-	-	2	2	2	2	2	2	2	
	1145/52		-	1	1	1	1	-	-	-	-	-	-	-	-	-	-	-	-	-	-	-	
	1145/51		1	-	-	-	-	-	-	-	-	-	-	-	-	-	-	-	-	-	-	-	

INDOOR STATIONS
CALL FORWARDING
ENTRY PANELS
VIDEO DOORPHONE SYSTEMS
SYSTEM'S ACCESSORIES
ACCESS CONTROL
COMMUNICATION KITS
YOKIS SMART HOME
TELEPHONY
SALES NETWORK

elekta steel

Elekta Steel is the vandal resistant version of the IP digital entry panel Elekta. Elekta Steel has a one-piece polished steel body with flush moving elements: this design concept dramatically reduces the possibility of damage. It features **IK09** impact resistance degree and **IP45** protection degree

against the infiltration of liquids and fine dust. Elekta Steel requires flush installation and is secured to the wall with special Torx screws. As ELEKTA version, it is available for IperCom and 2Voice systems.




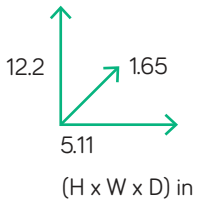
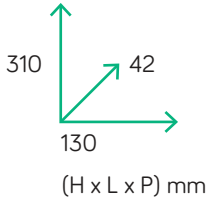
Elekta Steel is available with the PVD colour finishes. For more information, please contact the sales network.



COMPATIBLE WITH



FEATURES



> Compliant with EU ETS300381 and EN60118 regulations on T-mode hearing aid devices



REFERENCES

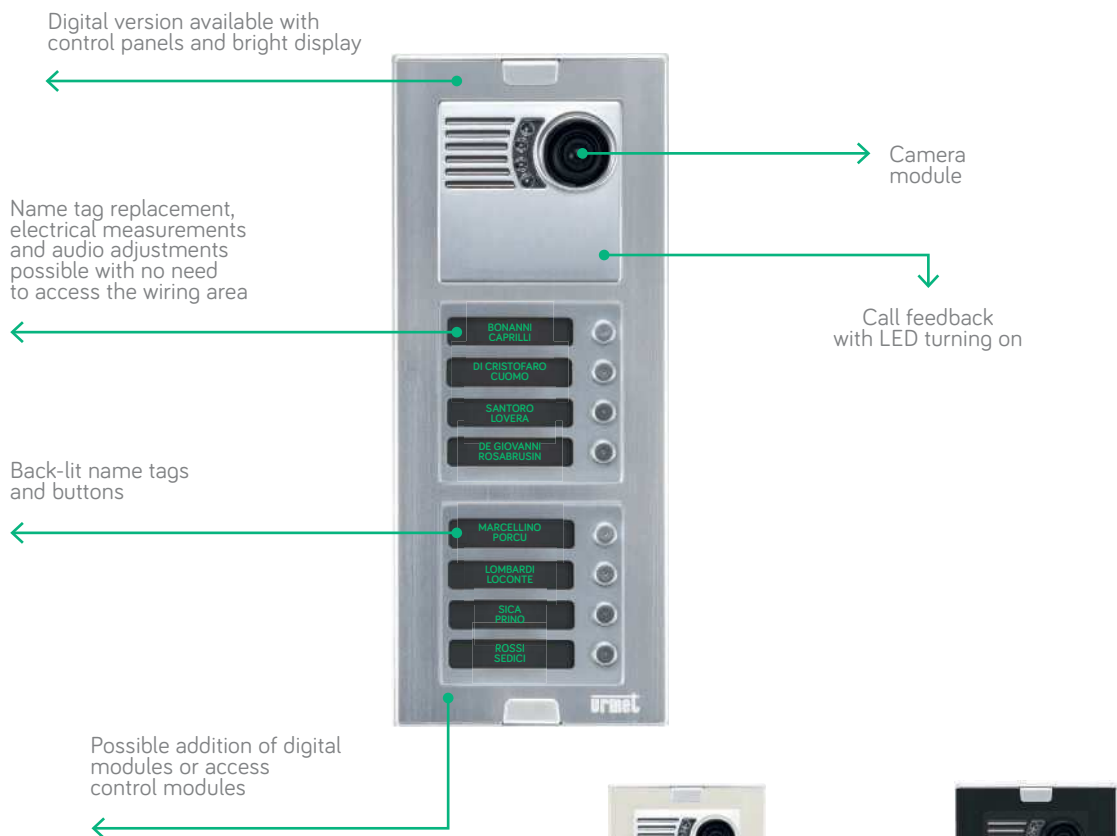
	2VOICE	IPERVCOM
<p>ENTRY PANELS</p> <p>1083/28</p> <p>ELEKTA STEEL DIGITAL VIDEO ENTRY PANEL WITH CALL MODULE FOR 2VOICE SYSTEM 2Voice digital call module in polished steel. Equipped with 3.5" colour display, alphanumeric digital keypad, colour camera with LED lighting, electronic name directory, proximity sensor and proximity key reader. It allows users in the installation to be called by selecting the name in the directory in alphabetical order or by directly entering the user code from the keypad. It is also possible to open the entrance by entering a personal code from the keypad. Programmable via Bluetooth with Android mobile devices. Black.</p> <ul style="list-style-type: none"> > Max. consumption: 200 mA > Operating temperature: -10 °C + 50 °C > Protection class: IP45 > Dimensions: 310 x 130 x 42 mm - 12.2 x 5.11 x 1.65 in. (protruding 12 mm from the wall) 	●	
<p>1083/26</p> <p>ELEKTA STEEL DIGITAL VIDEO ENTRY PANEL WITH CALL MODULE FOR 2VOICE SYSTEM Same specification as ref. 1083/28 but for 60Hz system.</p>	●	
<p>1060/23</p> <p>ELEKTA STEEL VIDEO ENTRY PANEL WITH CALL MODULE FOR IPERCOM SYSTEM One-piece IP entry panel in polished steel. Equipped with 3.5" colour display, camera with LED lighting, proximity key reader and soft-touch alphanumeric keypad.</p> <ul style="list-style-type: none"> > 3.5" colour TFT monitor > Alphanumeric keypad with 3 function keys below the display > Proximity key reader head > Presence detection sensor > IP technology with RJ45 connector > PoE power supply > Input for tamper sensor > Colour camera with LED lighting > Loudspeaker and microphone > Connection for hallway button and open door detection sensor > Possibility of local power supply in case of fibre optic connection > Size: 3 Sinthesi modules - Installation on flush-mounting box 1145/53 	●	
<p>1060/17</p> <p>ELEKTA STEEL VIDEO ENTRY PANEL WITH CALL MODULE FOR IPERCOM SYSTEM Same specification as ref. 1060/23 but for 60Hz system.</p>	●	

Sinthesi

S2

Sinthesi S2 is compatible with **Sinthesi** or **K-Steel** flush-mounting boxes and uses the same analogue outdoor stations as Sinthesi. Modules can be combined at will. The panel has snap-on assembly. Sinthesi S2 has an aluminium finishing with IP 42 protection degree against dust and water ingress. The wide-angle camera has a 120° tilting angle. The modules with proximity reader allow authorized people quick access by magnetic key. Sinthesi's speech module

and LED signalling module (compatible with hearing aids switched to the "T" position) allow the hearing impaired or blind people to join in the conversation. Proximity and access control modules allow the opening of doors and gates without use of keys. Thanks to its simplified wiring it is easier to replace name tags and carry out audio and video adjustments even after the entry panel has been installed.



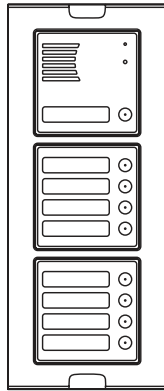
Sinthesi S2 is available with the new PVD colour finishes. For more information, please contact the sales network.



COMPATIBLE WITH



FEATURES



> Compliant with EU ETS300381 and EN60118 regulations on T-mode hearing aid devices



REFERENCES






	NO. OF BTNS	N. OF BTN ROWS	IPERCOM	2VOICE	COAX	5 WIRES	4+N	1+N	
BUTTON MODULES AND MODULES PRE-ARRANGED WITH LOUDSPEAKING UNIT									
1148/20 FRONT PANEL FOR AUDIO OUTDOOR STATION, SINTHESI S2 > Made of aluminium	0	-			•	•	•	•	
1148/21 FRONT PANEL FOR AUDIO OUTDOOR STATION, 1 BUTTON, SINTHESI S2 > Made of aluminium	1	1			•	•	•	•	
1148/22 FRONT PANEL FOR AUDIO OUTDOOR STATION, 2 BUTTONS, SINTHESI S2 > Made of aluminium	2	1			•		•		
1148/32 FRONT PANEL FOR AUDIO OUTDOOR STATION, 2 BUTTONS OVER 2 ROWS, SINTHESI S2 > Made of aluminium	2	2	•	•	•	•	•	•	
1148/34 FRONT PANEL FOR AUDIO OUTDOOR STATION, 4 BUTTONS OVER 2 ROWS, SINTHESI S2 > Made of aluminium	4	2	•	•	•	•	•	•	

NOTE: Module dimensions (L x W) 90 x 90 mm - 3.54 x 3.54 in
 Name tag dimensions (H x W) 67 x 12,5 mm - 2.63 x 0.49 in, except for module with buttons on two rows, with dimensions (L x W) 40 x 12,5 mm - 1.57 x 0.49 in and 1145/50 house number module with dimensions (W x H) 57 x 60 mm - 2.24 x 2.36 in.

INDOOR STATIONS
CALL FORWARDING
ENTRY PANELS
VIDEO DOORPHONE SYSTEMS
SYSTEM'S ACCESSORIES
ACCESS CONTROL
COMMUNICATION KITS
YOKIS SMART HOME
TELEPHONY
SALES NETWORK

synthesi

S2



	NO. OF BTNS	N. OF BTN ROWS	2 VOICE	COAX	5 WIRES	4+N	1+N	
BUTTON MODULES AND MODULES PRE-ARRANGED WITH LOUDSPEAKING UNIT								
1148/13 3-BUTTON MODULE, SINTHESI S2 > Made of aluminium > Fixing on 1148/6x wall frames. To be completed with Sinthesi S2 frames	3	1	●	●	●	●	●	
1148/14 4-BUTTON MODULE, SINTHESI S2 > Made of aluminium > Fixing on 1148/6x wall frames. To be completed with Sinthesi S2 frames	4	1	●	●	●	●	●	
1148/18 8-BUTTON MODULE, SINTHESI S2 > Made of aluminium > Fixing on 1148/6x wall frames. To be completed with Sinthesi S2 frames	8	2	●	●	●	●	●	
1148/50 BUILDING NUMBER MODULE, SINTHESI S2 > Made of aluminium	-	-	●	●	●	●	●	
1148/59 BLIND MODULE, SINTHESI S2 > Made of aluminium	-	-	●	●	●	●	●	

NOTE: Module dimensions (L x W) 90 x 90 mm - 3.54 x 3.54 in

Name tag dimensions (H x W) 67 x 12,5 mm - 2.63 x 0.49 in, except for module with buttons on two rows,




with dimensions (L x W) 40 x 12,5 mm - 1.57 x 0.49 in and 1145/50 house number module with dimensions (W x H) 57 x 60 mm - 2.24 x 2.36 in.

REFERENCES

	NO. OCCUPIED MODULES	2VOICE	COAX	5 WIRES	4+N	1+N	
OUTDOOR STATIONS AND MODULES WITH INTEGRATED LOUDSPEAKING UNIT							
1145/500							
<p>SINTHESI AUDIO OUTDOOR STATION FOR 4+N SYSTEM</p> <p>The device must be installed inside Sinthesi S2 and Sinthesi Steel front panels preset for audio outdoor stations in analogue 4+N systems with electronic and traditional call functions. It allows internal and external audio volume control and is equipped with a call forwarded indicator LED.</p> <ul style="list-style-type: none"> > Power supply: 6Vdc > Power consumption in standby mode <15mA with active speech <80mA > Sound adjustments: outside max >90dB outside max >100dB <p><i>NOTE: To be matched to modules pre-arranged with loudspeaking unit</i></p>	-	●		●			
1145/67							
<p>SINTHESI STEEL AND SINTHESI S2 AUDIO OUTDOOR STATION FOR 1+N SYSTEM</p> <p>The device must be installed inside Sinthesi S2 and Sinthesi Steel front panels preset for audio outdoor stations in analogue 1+N systems with electronic and traditional call functions. It allows internal and external audio volume control and is equipped with a call forwarded indicator LED.</p> <ul style="list-style-type: none"> > Power supply: 12Vac <p><i>NOTE: To be matched to modules pre-arranged with loudspeaking unit</i></p>	-			●		●	
1083/74							
<p>AUDIO MODULE WITH 2 PUSH-BUTTONS, SINTHESI S2, 2VOICE</p> <p>Outside audio video module with Sinthesi S2 design style. Equipped with camera, intercom unit, 2 call buttons. The number of users can be increased by adding additional Sinthesi S2 button modules.</p> <ul style="list-style-type: none"> > Dimensions: 2 Sinthesi S2 modules 	1	●					
1083/78							
<p>VIDEO EXTERNAL PANEL, 2 PUSH-BUTTONS, SINTHESI S2, 2VOICE</p> <p>Outside audio video module with Sinthesi S2 design style. Equipped with camera, intercom unit, 2 call buttons. An additional video input is provided for connection of an external surveillance camera or video multiplexer 1083/69 to switch among 4 surveillance cameras. The number of users can be increased by adding additional Sinthesi S2 button modules.</p> <ul style="list-style-type: none"> > Dimensions: 2 Sinthesi S2 modules 	1	●					
1083/19							
<p>DIGITAL CALL MODULE WITH KEYBOARD AND DISPLAY, SINTHESI S2, 2VOICE</p> <p>2Voice digital call module on Sinthesi S2 design style. Equipped with display, numeric keypad and voice unit for the 2Voice system. It allows users in the installation to be called by selecting the name in the directory in alphabetical order or by directly entering the user code from the keypad. It is also possible to open the entrance by entering a personal code from the keypad. Dimensions on two modules. It can be supplemented by a camera module 1748/40 in the case of video door phone systems and additional optional modules from the Sinthesi S2 line.</p> <ul style="list-style-type: none"> > Aluminium front panel > Dimensions of 2 Sinthesi S2 modules > Display with 2 lines of 16 characters > 10 numeric keys and 5 function keys <p><i>NOTE: Module dimensions (L x W) 90 x 90 mm - 3.54 x 3.54 in Name tag dimensions (H x W) 67 x 12,5 mm - 2.63 x 0.49 in, except for module with buttons on two rows, with dimensions (L x W) 40 x 12,5 mm - 1.57 x 0.49 in and 1145/50 house number module with dimensions (W x H) 57 x 60 mm - 2.24 x 2.36 in.</i></p>	-	●					

synthesi

S2

	NO. OCCUPIED MODULES	NO. OF BTNS	2VOICE	COAX	5 WIRES	
CAMERA MODULE WITH AND WITHOUT LOUDSPEAKING UNIT						
1748/83 EXTERNAL CAMERA MODULE, SINTHESI S2, 2VOICE > To be connected with flat to audio module 1083/74 > Camera adjustment: H +/- 10°, V +/- 10° > It can be set for PAL/NTSC video signal	1	-	●			
1748/40 SINTHESI S2 COLOUR CAMERA MODULE FOR COAX SYSTEM Camera module for both coax and 5-wire analogue systems, as well as in conjunction with 2Voice 1083/19 call module on Sinthesi S2 design style. > Manual adjustment of vertical and horizontal camera angles > Possibility to disable the switching on of lighting LEDs > Size: one Sinthesi S2 module	1	-		●	●	
1748/92 SINTHESI S2 2-BUTTON CAMERA MODULE FOR COAX SYSTEM Audio-video unit on Sinthesi S2 design style for analogue systems with coaxial cable. Equipped with loudspeaker, microphone, two call buttons and camera with LED lighting. > Manual adjustment of vertical and horizontal camera angles > Possibility to adjust loudspeaker and microphone sound levels > Size: one Sinthesi S2 module	1	2		●		

ACCESSORIES

1158/74

CONVERSATION SECRECY DEVICE FOR 4 USERS FOR 1+1 OR 5-WIRE SYSTEMS

Conversation secrecy device for audio 1+1 and video 5-wire systems (for Sinthesi and Sinthesi Steel entry panels). One device every 4 users is required.
> Flat cable supplied as standard



1742/13A

SINTHESI AND KOMBI ADAPTER DEVICE FOR VIDEO AND CCTV MODULE

1083/17

PUSH-BUTTONS EXTENSION MODULE FOR DIGITAL SYSTEMS, SINTHESI S2 AND SINTHESI STEEL

It allows the connection of 16 call buttons on Sinthesi S2 or Sinthesi Steel entry panels or customised entry panels in 2Voice and Ipercom digital systems. Up to 4 modules can be connected in cascade for a total of 64 call buttons.
> For mounting behind Sinthesi S2 and Sinthesi Steel button modules
> Equipped with two 8-wire flats for as many call buttons for a total of 16

REFERENCES

	NO. OCCUPIED MODULES	
SPECIAL MODULES		
1148/47 SINTHESI S2 DDA MODULE FOR THE HEARING IMPAIRED Module to be used on Sinthesi S2 entry panels to provide system status signalling via three backlit icons. Suitable for any Urmet video door phone system. Complete with front panel. One Sinthesi S2 module. > Made of aluminium with black screen-printed front panel > Power supply: 12Vac	1	
1148/48 SINTHESI S2 ILA MODULE FOR THE HEARING IMPAIRED It allows interfacing with hearing aids to enhance the sound for the hearing impaired. > Made of aluminium with black screen-printed front panel > Power supply: 12Vac <i>NOTE: Module dimensions (W x H) 90 x 90 mm - 3.54 x 3.54 in.</i>	1	
DOOR-OPENER MODULE		
1148/45 PROXIMITY KEY READER MODULE, SINTHESI S2 > Made of aluminium. One Sinthesi S2 module > It works with 125 KHz 1125/50 and 1125/52 keys > Operating temperature -10 °C/+50 °C <i>NOTES: Compatible with all systems. Manages up to 500 keys; expandable up to 2000 keys when additional memory 1102/52 is installed. Power supply 12 Vac.</i>	1	
1148/46 NUMERIC KEYPAD DOOR OPENING MODULE, SINTHESI S2 > Made of aluminium. One Sinthesi S2 module > Up to 22 door opening codes > Possibility to manage 2 relays. Max. power that can be switched on relays 12Vac/24Vdc 5A > Operating temperature -10 °C/+50 °C <i>NOTE: Compatible with all systems. Stores up to 8 access codes and opens 2 electric locks independently. Monostable and bistable operation. Power supply 12 Vac.</i> <i>NOTE: Module dimensions (W x H) 90 x 90 mm - 3.54 x 3.54 in.</i>	1	
DOOR-OPENER MODULE ACCESSORIES		
1125/50 SET OF 10 PROXIMITY KEYS, SINTHESI S2 AND SINTHESI STEEL > Operating frequency 125 kHz		

synthesi

S2

	NO MODULES	DIMENSIONS (W x H x D) mm	DIMENSIONS (W x H x D) in
FLUSH-MOUNTING BOXES			
1145/51 PLASTIC FLUSH-MOUNTING BOX, SINTHESI, 1 MODULE > Made of black plastic material	1	118 x 114 x 45	4.64 x 4.48 x 1.77
1145/52 PLASTIC FLUSH-MOUNTING BOX, SINTHESI, 2 MODULES > Made of black plastic material > Also supplied with two fairleads for possible side-by-side installation of flush-mounting boxes	2	118 x 204 x 45	4.64 x 8.03 x 1.77
1145/53 PLASTIC FLUSH-MOUNTING BOX, SINTHESI, 3 MODULES > Made of black plastic material > Also supplied with two fairleads for possible side-by-side installation of flush-mounting boxes	3	118 x 294 x 45	4.64 x 11.57 x 1.77
1145/54 PLASTIC FLUSH-MOUNTING BOX, SINTHESI, 4 MODULES > Made of black plastic material > Also supplied with two fairleads for possible side-by-side installation of flush-mounting boxes	4	118 x 384 x 45	4.64 x 15.11 x 1.77



REFERENCES

	NO MODULES	DIMENSIONS (W x H x D) mm	DIMENSIONS (W x H x D) in
FRAMES WITH MODULES HOLDER			
1148/61 WALL WIRE COVER TRIM WITH WALL FRAME, 1 MODULE, SINTHESI S2 > Made of aluminium > Fixed with two screws to the flush-mounting box or wall-mounted box	1	125 x 119	4.92 x 4.68
1148/62 WALL WIRE COVER TRIM WITH WALL FRAME, 2 MODULES, SINTHESI S2 > Made of aluminium > Fixed with two screws to the flush-mounting box or wall-mounted box	2	125 x 209	4.92 x 8.22
1148/63 WALL WIRE COVER TRIM WITH WALL FRAME, 3 MODULES, SINTHESI S2 > Made of aluminium > Fixed with two screws to the flush-mounting box or wall-mounted box	3	125 x 299	4.92 x 11.77
1148/64 WALL WIRE COVER TRIM WITH WALL FRAME, 4 MODULES, SINTHESI S2 > Made of aluminium > Fixed with two screws to the flush-mounting box or wall-mounted box	4	125 x 389	4.92 x 15.31



synthesi

S2

	NO. MODULES	NO. ROWS	DIMENSIONS (W x H x D) mm	DIMENSIONS (W x H x D) in
RAIN HOOD				
1158/611 RAIN HOOD, SINTHESI STEEL, 1 ROW, 1 MODULE > Made of aluminium	1	1	152 x 149 x 47	6.22 x 5.94 x 0.86
1158/612 RAIN HOOD, SINTHESI STEEL, 1 ROW, 2 MODULES > Made of aluminium	2	1	152 x 239 x 47	6.22 x 9.48 x 0.86
1158/613 RAIN HOOD, SINTHESI STEEL, 1 ROW, 3 MODULES > Made of aluminium	3	1	152 x 329 x 47	6.22 x 13.03 x 0.86
1158/614 RAIN HOOD, SINTHESI STEEL, 1 ROW, 4 MODULES > Made of aluminium	4	1	152 x 419 x 47	6.22 x 16.57 x 0.86
1158/624 RAIN HOOD, SINTHESI STEEL, 2 ROWS, 4 MODULES > Made of aluminium	4	2	281 x 239 x 47	11.29 x 9.48 x 0.86
1158/626 RAIN HOOD, SINTHESI STEEL, 2 ROWS, 6 MODULES > Made of aluminium	6	2	281 x 329 x 47	11.29 x 13.03 x 0.86
1158/639 RAIN HOOD, SINTHESI STEEL, 3 ROWS, 9 MODULES > Made of aluminium	9	3	410 x 419 x 47	16.37 x 13.03 x 0.86



REFERENCES

	NO. MODULES	NO. ROWS	DIMENSIONS (W x H x D) mm	DIMENSIONS (W x H x D) in
WALL MOUNTING BOX WITHOUT FRAME				
1148/311 HOUSING WITH WALL FRAME AND RAIN HOOD, 1 MODULE, SINTHESI S2, SURFACE WALL MOUNT > Made of aluminium	1	1	151 x 148 x 79	6.33 x 5.83 x 3.11
1148/312 HOUSING WITH WALL FRAME AND RAIN HOOD, 2 MODULES, SINTHESI S2, SURFACE WALL MOUNT > Made of aluminium	2	1	151 x 238 x 79	6.33 x 9.37 x 3.11
1148/313 HOUSING WITH WALL FRAME AND RAIN HOOD, 3 MODULES, SINTHESI S2, SURFACE WALL MOUNT > Made of aluminium	3	1	151 x 328 x 79	6.33 x 12.91 x 3.11
1148/314 HOUSING WITH WALL FRAME AND RAIN HOOD, 4 MODULES, SINTHESI S2, SURFACE WALL MOUNT > Made of aluminium	4	1	151 x 418 x 79	6.33 x 16.45 x 3.11
1148/324 HOUSING WITH WALL FRAME AND RAIN HOOD, 2 ROWS, 4 MODULES, SINTHESI S2, SURFACE WALL-MOUNTING > Made of aluminium	4	2	280 x 238 x 79	11.02 x 9.37 x 3.11
1148/326 HOUSING WITH WALL FRAME AND RAIN HOOD, 2 ROWS, 6 MODULES, SINTHESI S2, SURFACE WALL-MOUNTING > Made of aluminium	6	2	280 x 328 x 79	11.02 x 12.91 x 3.11
1148/339 HOUSING WITH WALL FRAME AND RAIN HOOD, 3 ROWS, 9 MODULES, SINTHESI S2, SURFACE WALL-MOUNTING > Made of aluminium	9	3	416 x 331 x 79	16.37 x 13.03 x 3.11



1148/311

1148/312

1148/313

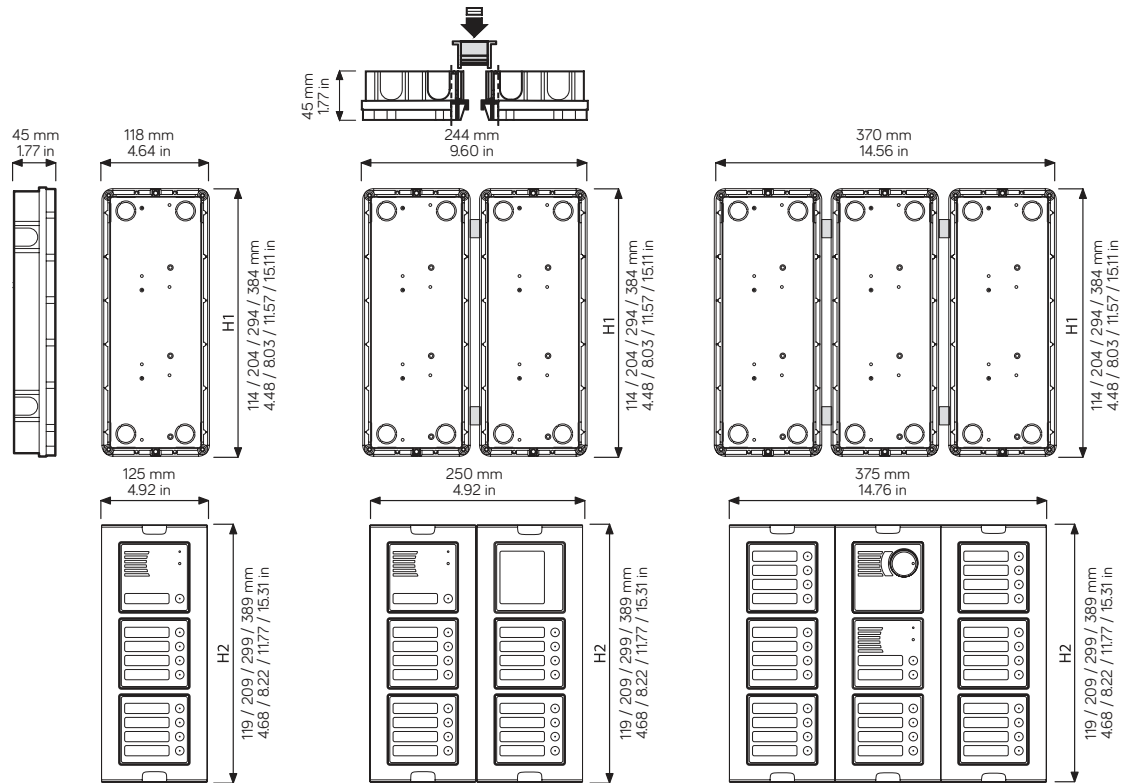
1148/314

1148/324

1148/326

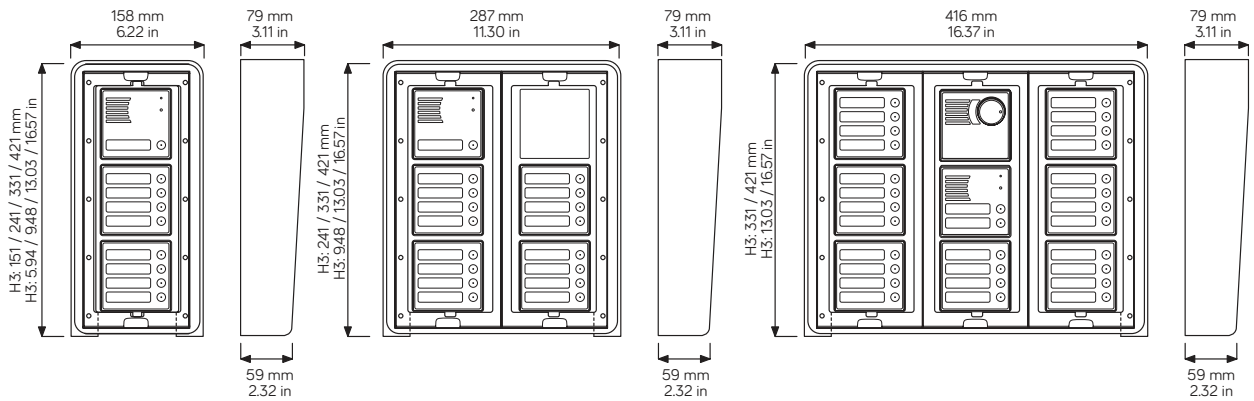
Technical information

FRAMES, EMBEDDING BOXES



NOTE: H1=114, 204, 294, 384 mm - 4.48, 8.03, 11.57, 15.11 in indicates flush mounting height.
H2=119, 209, 299, 389 mm - 4.68, 8.22, 11.77, 15.31 in indicates total height relative to 1, 2, 3 and 4 module versions.

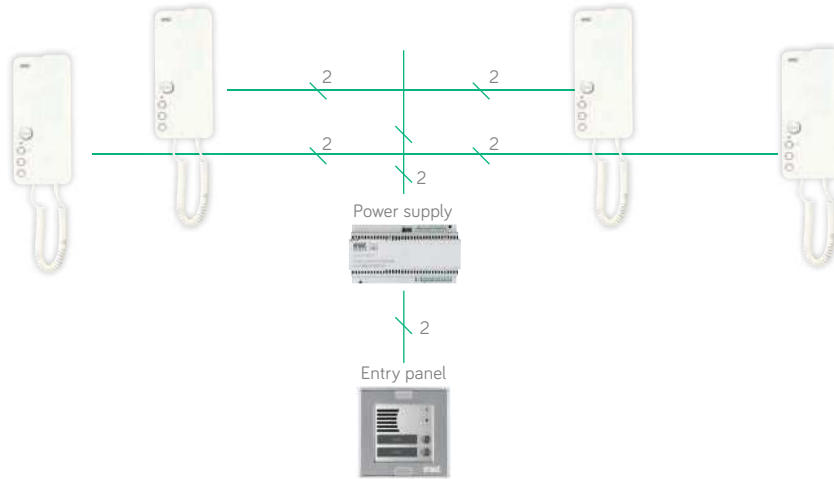
MODULES



NOTE: H3 referred to the total height may differ according to the number of modules that the case may contain.

2Voice system

2VOICE DOOR PHONE DIAGRAM 1 AUDIO DOOR PHONE COLUMN WITH 1 AUDIO DOOR UNIT

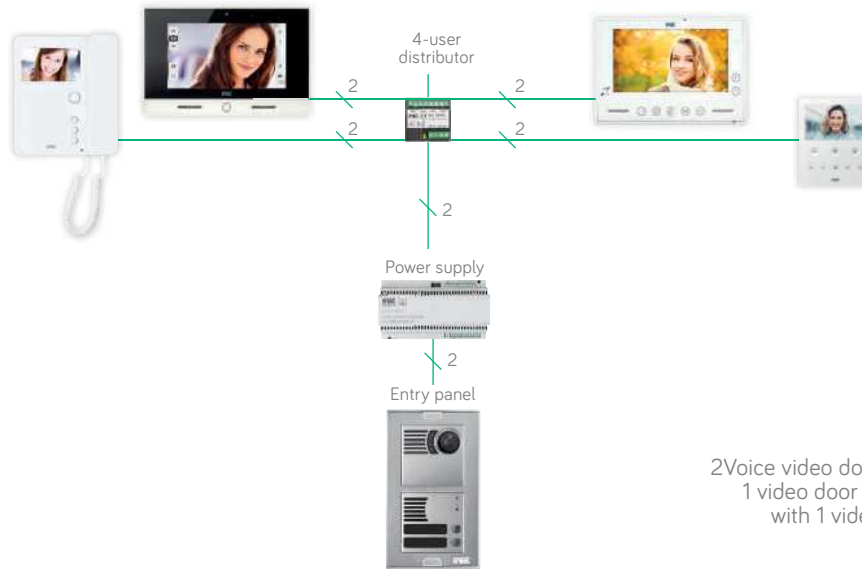


AUDIO SYSTEM WITH SINTHESI S2

NUMBER OF USERS	2VOICE KIT 1183/602	1148/62	1148/63	1148/64	1148/11	1148/12	1148/13	1148/14	1148/50	1145/52	1145/53	1145/54	1083/17	MIRO 1183/5
2	1													
3	1	1			1					1			1	1
4	1	1				1				1			1	2
6	1	1						1		1			1	4
8	1		1			1		1			1		1	6
9	1		1				1	1			1		1	7
10	1		1					2			1		1	8
12	1	2				1		2		2			1	10
14	1	2						3		2			1	12
15	1		2		1			3	1		2		1	13
16	1		2			1		3	1		2		1	14
18	1		2					4	1		2		1	16
20	1		2			1		4			2		2	18
21	1		2				1	4			2		2	19
22	1		2					5			2		2	20
24	1			2		1		5	1			2	2	22
27	1			2	1			6				2	2	25
28	1			2		1		6				2	2	26
30	1			2				7				2	2	28

INDOOR STATIONS
CALL FORWARDING
ENTRY PANELS
VIDEO DOORPHONE SYSTEMS
SYSTEM'S ACCESSORIES
ACCESS CONTROL
COMMUNICATION KITS
YOKIS SMART HOME
TELEPHONY
SALES NETWORK

2Voice system




2Voice video door phone diagram
1 video door phone column
with 1 video door unit

VIDEO SYSTEM WITH SYNTHESI S2

NUMBER OF USERS	2VOICE SYNTHESI S2 KIT 1783/704														MIRO 1750/1	VOG 5.1760/6	VOG7.1760/31A-33A	VMODO 1719/1
	1148/62	1148/63	1148/64	1148/11	1148/12	1148/13	1148/14	1148/50	1145/52	1145/53	1145/54	1083/55	1038/17					
2	1	1													2	2	2	2
3	1		1		1								1	2	3	3	3	3
4	1		1		1								2	4	4	4	4	4
6	1		1					1					2	6	6	6	6	6
8	1	2			1			1					2	8	8	8	8	8
9	1	2					1	1					3	9	9	9	9	9
10	1	2						2					3	10	10	10	10	10
12	1		2		1			2	1				3	12	12	12	12	12
14	1		2					3	1				4	14	14	14	14	14
15	1		2		1			3					4	15	15	15	15	15
16	1		2		1			3					4	16	16	16	16	16
18	1		2					4					5	18	18	18	18	18
20	1			2		1		4	1				5	20	20	20	20	20
21	1			2			1	4	1				6	21	21	21	21	21
22	1			2				5	1				6	22	22	22	22	22
24	1			2		1		5					6	24	24	24	24	24
27	1		3		1			6			3		7	27	27	27	27	27
28	1		3			1		6			3		7	28	28	28	28	28
30	1		3					7			3		8	30	30	30	30	30

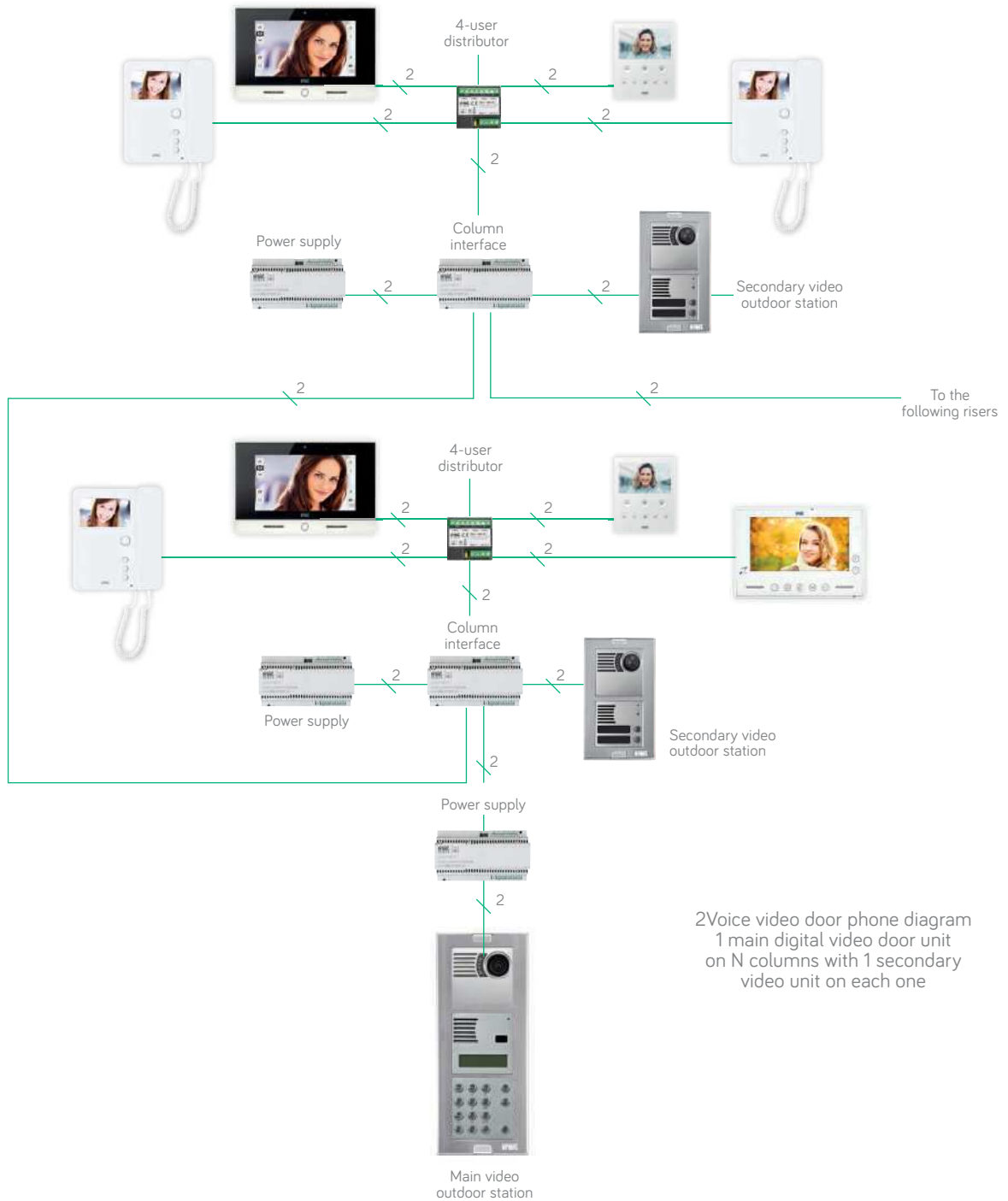
2Voice system



VIDEO SYSTEM WITH SINTHESI S2

NUMBER OF USERS	2VOICE SINTHESI S2 KIT 1783/704	2VOICE SINTHESI S2 KIT 1783/718	1148/62	1148/63	1148/64	1148/11	1148/12	1148/13	1148/14	1148/50	1145/52	1145/53	1145/54	1083/55	1083/17	MIRO 1705/1	VOG 71760/31A-33A	VOG 5 1760/6	VMOD0 1719/1
2	1	1	2								2					2	2	2	2
3	1	1		2		2						2		1	2	3	3	3	3
4	1	1		2			2					2		1	2	4	4	4	4
6	1	1		2					2			2		2	2	6	6	6	6
8	1	1	4				2		2		4			2	2	8	8	8	8
9	1	1	4					2	2		4			3	2	9	9	9	9
10	1	1	4						4		4			3	2	10	10	10	10
12	1	1		4			2		4	2		4		3	2	12	12	12	12
14	1	1		4					6	2		4		4	2	14	14	14	14
15	1	1		4		2			6			4		4	2	15	15	15	15
16	1	1		4			2		6			4		4	2	16	16	16	16
18	1	1		4					8		4			5	2	18	18	18	18
20	1	1			4		2		8	2			4	5	2	20	20	20	20
21	1	1			4			2	8	2			4	6	4	21	21	21	21
22	1	1			4				10	2			4	6	4	22	22	22	22
24	1	1			4		2		10				4	6	4	24	24	24	24
27	1	1		6		2			12			6		7	4	27	27	27	27
28	1	1		6			2		12			6		7	4	28	28	28	28
30	1	1		6					14			6		8	4	30	30	30	30

2Voice system



2Voice video door phone diagram
 1 main digital video door unit
 on N columns with 1 secondary
 video unit on each one

2Voice system

SINTHESI S2 VIDEO ENTRY PANEL:
 MAIN OUTDOOR VIDEO ENTRY
 PANEL WITH DIGITAL KEYBOARD

1	2VOICE KIT 1783/703	
1	1748/40	
1	1148/63	
1	1145/53	
















LAYOUT OF EACH
 SECONDARY COLUMN

NUMBER OF USERS	2VOICE KIT 1783/718	1148/62	1148/63	1148/64	1148/11	1148/12	1148/13	1148/14	1148/50	1145/52	1145/53	1145/54	1083/55	1083/17	MIRO 1750/1	VOG 7 1760/31A-33A	VOG 5 1760/6	VMOD0 1719/1
2	1	1								1					2	2	2	2
3	1		1		1						1			1	3	3	3	3
4	1		1			1					1			1	4	4	4	4
6	1		1					1			1			1	6	6	6	6
8	1	2				1		1		2				2	8	8	8	8
9	1	2					1	1		2				2	9	9	9	9
10	1	2						2		2				2	10	10	10	10
12	1		2			1		2	1		2			3	12	12	12	12
14	1		2					3	1		2			3	14	14	14	14
15	1		2		1			3			2			4	15	15	15	15
16	1		2			1		3			2			4	16	16	16	16
18	1		2					4			2			4	18	18	18	18
20	1			2		1		4	1			2		5	20	20	20	20
21	1			2			1	4	1			2		5	21	21	21	21
22	1			2				5	1			2		5	22	22	22	22
24	1			2		1		5				2		6	21	21	21	24
27	1		3		1			6			3			7	27	27	27	27
28	1		3			1		6			3			7	28	28	28	28
30	1		3					7			3			8	30	30	30	30

INDOOR STATIONS
 CALL FORWARDING
 ENTRY PANELS
 VIDEO DOORPHONE SYSTEMS
 SYSTEM'S ACCESSORIES
 ACCESS CONTROL
 COMMUNICATION KITS
 YOKIS SMART HOME
 TELEPHONY
 SALES NETWORK

Coax video door phone system

SINTHESI S2 ENTRY PANEL WITH COLOUR CAMERA: FROM 1 TO 20 BUTTONS (COLOURED SIGNO, NEXO2)

NO. OF BUTTONS			1	2	3	4	5	6	7	8	9	10	11	12	13	14	15	16	17	18	19	20
COLOURED SIGNO	1740/90		1	2	3	4	5	6	7	8	9	10	11	12	13	14	15	16	17	18	19	20
	1740/40		1	2	3	4	5	6	7	8	9	10	11	12	13	14	15	16	17	18	19	20
NEXO2	1708/2		1	2	3	4	5	6	7	8	9	10	11	12	13	14	15	16	17	18	19	20
FRAMES AND MODULE HOLDERS	1148/64		-	-	-	-	-	-	-	-	-	1	1	1	1	-	-	-	-	-	-	-
	1148/63		-	-	-	-	-	-	1	1	1	-	-	-	-	2	2	2	2	2	2	2
	1148/62		-	-	1	1	1	1	-	-	-	-	-	-	-	-	-	-	-	-	-	-
MODULES WITH BUTTONS AND REPERTORY MODULE	1148/50		-	-	-	-	-	-	-	-	-	-	-	-	-	1	-	-	1	-	-	-
	1148/14		-	-	-	-	1	1	1	1	2	2	2	2	3	3	3	4	4	4	4	4
	1148/13		-	-	-	1	-	-	-	1	-	-	-	1	-	-	1	-	-	-	-	1
	1148/12		-	-	1	-	-	-	1	-	-	-	1	-	-	-	-	-	-	-	1	-
	1148/11		-	-	-	-	-	-	-	-	-	-	-	-	-	-	-	-	-	-	-	-
EMBEDDING BOXES	1145/54		-	-	-	-	-	-	-	-	-	1	1	1	1	-	-	-	-	-	-	-
	1145/53		-	-	-	-	-	-	1	1	1	-	-	-	-	2	2	2	2	2	2	2
	1145/52		-	-	1	1	1	1	-	-	-	-	-	-	-	-	-	-	-	-	-	-
SYSTEM BASE KIT	1748/770		1	1	1	1	1	1	1	1	1	1	1	1	1	1	1	1	1	1	1	1

4+N door phone system




















SINTHESI S2 ENTRY PANEL: FROM 1 TO 20 BUTTONS (MìRO DOOR PHONE)

NO. OF BUTTONS			1	2	3	4	5	6	7	8	9	10	11	12	13	14	15	16	17	18	19	20	
MìRO	1150/1		1	2	3	4	5	6	7	8	9	10	11	12	13	14	15	16	17	18	19	20	
POWER SUPPLY	786/11		1	1	1	1	1	1	1	1	1	1	1	1	1	1	1	1	1	1	1	1	1
FRAMES WITH MODULE HOLDERS	1148/64		-	-	-	-	-	-	-	-	-	-	1	1	1	1	-	-	-	-	-	-	
	1148/63		-	-	-	-	-	-	1	1	1	1	-	-	-	-	2	2	2	2	2	2	
	1148/62		-	-	1	1	1	1	-	-	-	-	-	-	-	-	-	-	-	-	-	-	
	1148/61		1	1	-	-	-	-	-	-	-	-	-	-	-	-	-	-	-	-	-	-	
MODULES WITH BUTTONS AND REPERTORY MODULE	1148/59		-	-	-	-	-	-	-	-	-	-	-	-	-	-	-	-	-	-	-	-	
	1148/50		-	-	-	-	-	-	-	-	-	-	-	-	-	-	1	1	1	1	-	-	
	1148/14		-	-	-	1	1	1	1	2	2	2	2	3	3	3	3	4	4	4	4	5	
	1148/13		-	-	1	-	-	-	1	-	-	-	1	-	-	-	1	-	-	-	1	-	
	1148/12		-	-	-	-	-	-	-	-	-	-	-	-	-	-	-	-	-	-	-	-	
	1158/11		-	-	-	-	-	-	-	-	-	-	-	-	-	-	-	-	-	-	-	-	
LOUDSPEAKING UNIT	1145/500		1	1	1	1	1	1	1	1	1	1	1	1	1	1	1	1	1	1	1	1	
MODULES ARRANGED FOR LOUDSPEAKING UNIT	1148/22		-	1	-	-	-	1	-	-	-	1	-	-	-	1	-	-	-	1	-	-	
	1148/21		1	-	-	-	1	-	-	-	1	-	-	-	1	-	-	-	1	-	-	-	
	1148/20		-	-	1	1	-	-	1	1	-	-	1	1	-	-	1	1	-	-	1	1	
EMBEDDING BOXES	1145/54		-	-	-	-	-	-	-	-	-	-	1	1	1	1	-	-	-	-	-	-	
	1145/53		-	-	-	-	-	-	1	1	1	1	-	-	-	-	2	2	2	2	2	2	
	1145/52		-	-	1	1	1	1	-	-	-	-	-	-	-	-	-	-	-	-	-	-	
	1145/51		1	1	-	-	-	-	-	-	-	-	-	-	-	-	-	-	-	-	-	-	

INDOOR STATIONS
CALL FORWARDING
ENTRY PANELS
VIDEO DOORPHONE SYSTEMS
SYSTEM'S ACCESSORIES
ACCESS CONTROL
COMMUNICATION KITS
YOKIS SMART HOME
TELEPHONY
SALES NETWORK

5-wire video door phone system

SINTHESI S2 ENTRY PANEL WITH COLOUR CAMERA: FROM 1 TO 20 BUTTONS

NO. OF BUTTONS			1	2	3	4	5	6	7	8	9	10	11	12	13	14	15	16	17	18	19	20
SIGNO	1740/955		1	2	3	4	5	6	7	8	9	10	11	12	13	14	15	16	17	18	19	20
	1740/40		1	2	3	4	5	6	7	8	9	10	11	12	13	14	15	16	17	18	19	20
NEXO2	1708/955		1	2	3	4	5	6	7	8	9	10	11	12	13	14	15	16	17	18	19	20
	1708/2		1	2	3	4	5	6	7	8	9	10	11	12	13	14	15	16	17	18	19	20
VIDEO DISTRIBUTOR	955/40		-	-	1	1	1	1	2	2	2	2	3	3	3	4	4	4	4	4	5	5
SECURITY OF CONVERSATION	1145/74		-	-	1	1	1	1	2	2	2	2	3	3	3	4	4	4	4	4	5	5
FRAMES AND MODULE HOLDERS	1148/64		-	-	-	-	-	-	-	-	-	-	-	-	-	-	-	-	-	-	2	2
	1148/63		-	-	1	1	1	1	-	-	-	-	2	2	2	2	2	2	2	2	-	-
	1148/62		-	-	-	-	-	-	2	2	2	2	-	-	-	-	-	-	-	-	-	-
MODULES WITH BUTTONS AND REPERTORY MODULE	1148/59		-	-	-	-	-	-	-	-	-	-	-	-	-	-	-	-	-	-	-	-
	1148/50		-	-	-	-	-	-	-	-	-	-	1	1	1	1	-	-	-	-	1	1
	1148/14		-	-	-	1	1	1	1	2	2	2	2	3	3	3	3	4	4	4	4	5
	1148/13		-	-	1	-	-	-	1	-	-	-	1	-	-	-	1	-	-	-	1	-
	1148/12		-	-	-	-	-	-	-	-	-	-	-	-	-	-	-	-	-	-	-	-
	1148/11		-	-	-	-	-	-	-	-	-	-	-	-	-	-	-	-	-	-	-	-
EMBEDDING BOXES	1145/54		-	-	-	-	-	-	-	-	-	-	-	-	-	-	-	-	-	-	2	2
	1145/53		-	-	1	1	1	1	-	-	-	-	2	2	2	2	2	2	2	2	-	-
	1145/52		-	-	-	-	-	-	2	2	2	2	-	-	-	-	-	-	-	-	-	-
SYSTEM BASE KIT	1745/795		-	-	-	-	-	-	-	-	-	-	-	-	-	-	-	-	-	-	-	

1+N door phone system

SINTHESI S2 ENTRY PANEL: FROM 1 TO 20 BUTTONS (MìRO DOOR PHONE)

NO. OF BUTTONS			1	2	3	4	5	6	7	8	9	10	11	12	13	14	15	16	17	18	19	20
MìRO	1150/35		1	2	3	4	5	6	7	8	9	10	11	12	13	14	15	16	17	18	19	20
POWER SUPPLY	9000/230		1	1	1	1	1	1	1	1	1	1	1	1	1	1	1	1	1	1	1	1
FRAMES WITH MODULE HOLDERS	1148/64		-	-	-	-	-	-	-	-	-	1	1	1	1	-	-	-	-	-	-	-
	1148/63		-	-	-	-	-	1	1	1	1	-	-	-	-	2	2	2	2	2	2	2
	1148/62		-	1	1	1	1	-	-	-	-	-	-	-	-	-	-	-	-	-	-	-
	1148/61		1	-	-	-	-	-	-	-	-	-	-	-	-	-	-	-	-	-	-	-
MODULES WITH BUTTONS AND REPERTORY MODULE	1148/59		-	-	-	-	-	-	-	-	-	-	-	-	-	-	-	-	-	-	-	-
	1148/50		-	-	-	-	-	-	-	-	-	-	-	-	-	1	1	1	1	-	-	-
	1148/14		-	-	-	1	1	1	1	2	2	2	2	3	3	3	3	4	4	4	4	5
	1148/13		-	-	1	-	-	-	1	-	-	-	1	-	-	-	1	-	-	-	1	-
	1148/12		-	1	-	-	-	1	-	-	-	1	-	-	-	1	-	-	-	1	-	-
	1148/11		-	-	-	-	-	-	-	-	-	-	-	-	-	-	-	-	-	-	-	-
SECURITY OF CONVERSATION	1157/74		-	-	1	1	1	1	2	2	2	2	3	3	3	3	4	4	4	4	5	5
LOUDSPEAKING UNIT	1145/67		1	1	1	1	1	1	1	1	1	1	1	1	1	1	1	1	1	1	1	1
MODULES ARRANGED FOR LOUDSPEAKING UNIT	1148/22		-	-	-	-	-	-	-	-	-	-	-	-	-	-	-	-	-	-	-	-
	1148/21		1	-	-	-	1	-	-	-	1	-	-	-	1	-	-	-	1	-	-	-
	1148/20		-	1	1	1	-	1	1	1	-	1	1	1	-	1	1	1	-	1	1	1
EMBEDDING BOX	1145/54		-	-	-	-	-	-	-	-	-	1	1	1	1	-	-	-	-	-	-	-
	1145/53		-	-	-	-	-	1	1	1	1	-	-	-	-	2	2	2	2	2	2	2
	1145/52		-	1	1	1	1	-	-	-	-	-	-	-	-	-	-	-	-	-	-	-
	1145/51		1	-	-	-	-	-	-	-	-	-	-	-	-	-	-	-	-	-	-	-

INDOOR STATIONS
CALL FORWARDING
ENTRY PANELS
VIDEO DOORPHONE SYSTEMS
SYSTEM'S ACCESSORIES
ACCESS CONTROL
COMMUNICATION KITS
YOKIS SMART HOME
TELEPHONY
SALES NETWORK

exigo | exigo DIGITAL

Urmet has created a timeless line of **entry panels** that are guaranteed to stand the test of time. The quality of materials and treatment technology have made it possible to achieve this goal: the brass entry panel blanks are first electro-plated and then undergo PVD treatment. **Exigo**, which boasts soft classic shapes and luxury materials

with accurate finishes, is the ideal panel for signing entrances to historic and valuable buildings. There are many finishes available, including polished brass, satin finish and new colour variants. Engraving is possible on nameplates (available in brass or anthracite PVC) and also on the panel fronts, with the possibility to choose between 2 typefaces.



FEATURES

- > Compatible with the digital systems and all analogue systems
- > Available colour finishes: 9010 RAL white, 9007 RAL aluminium, 8028 RAL corten, micaceous iron, 9005 RAL black
- > Retrofits to all Urmet entry panels and to third-party entry panels at request

COMPATIBLE WITH



Systems and tailored aesthetics



PVD TREATMENT

Prodel, is the only company in the sector which undertakes the whole **PVD** production cycle in-house. The anticorrosion and anti-oxidation PVD treatment gives maximum robustness on audio and video versions. Available in polished brass, satin-finished brass or in custom finishes of **gunmetal grey, bronze, copper and brass**.

DOUBLE TREATMENT BY ELECTROCHEMICAL TITANIUM PVD AND ELECTRO-PLATING

■ Electro-chemical titanium PVD treatment

■ Electro-plating

■ Front panel fully made from top-quality watchmaking brass



“LO”
PVD - Polished
brass



“SO”
PVD - Satin-finished
brass



“LF”
PVD - Gun metal grey
polished brass



“SF”
PVD - Gun metal grey
satin-finished brass



“LB”
PVD - Copper bronze
polished brass



“LB”
PVD - Copper bronze
satin-finished brass

FEATURES

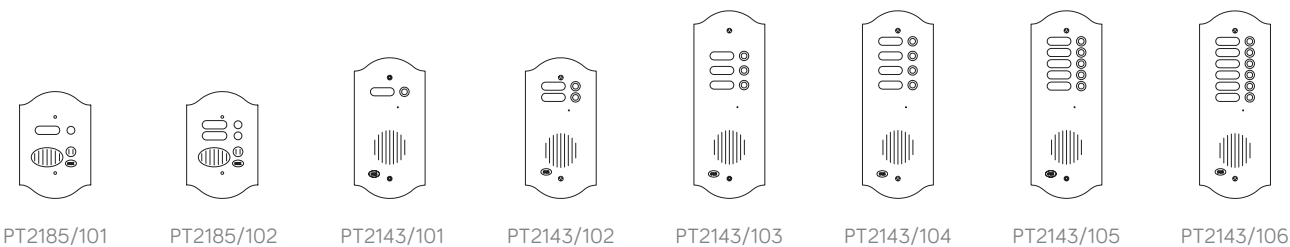
- > Maximum customization: engraving on brass with two typefaces (Aero and SL43) and the possibility of engraving both upper and lower parts of the front panel
- > Anti-corrosion process
- > Anti-oxidation process
- > PVD layer lends the utmost resistance to weathering agents
- > 3 PVD colours
- > Full surface treatment including buttons, nameplates and screws



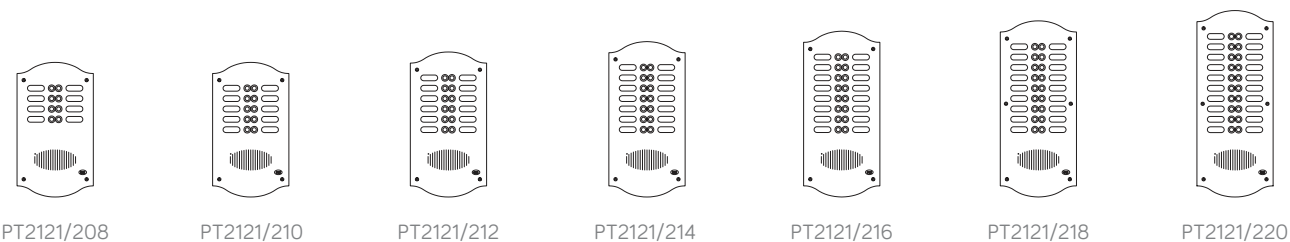
Example of engraving with Aero character

exigo audio

PRODEL FRONT PANEL	URMET FLUSH MOUNTING BOX	NO OF BTNS	NO OF BTN ROWS	FRONT PANEL DIMENSIONS (MM)	FRONT PANEL DIMENSIONS (IN)	FLUSH MOUNTING BOX DIMENSIONS (MM)	FLUSH MOUNTING BOX DIMENSIONS (IN)	2VOICE	4+N	1+N
BRASS-COATED POLISHED AUDIO FRONT PANELS FOR FLUSH-MOUNTING BOXES MOD. 1145										
(Flush-mounting box not included)										
PT2185/101*	1145/51	1	1	132 x 187	5.19 x 7.36	118 x 114 x 45	4.64 x 4.48 x 1.77		●	
PT2185/102*	1145/51	2	1	132 x 187	5.19 x 7.36	118 x 114 x 45	4.64 x 4.48 x 1.77		●	
PT2143/101	1145/52	1	1	136 x 270	5.35 x 10.62	118 x 204 x 45	4.64 x 8.03 x 1.77	●	●	●
PT2143/102	1145/52	2	1	136 x 270	5.35 x 10.62	118 x 204 x 45	4.64 x 8.03 x 1.77	●	●	●
PT2143/103	1145/53	3	1	136 x 360	5.35 x 14.17	118 x 294 x 45	4.64 x 11.57 x 1.77	●	●	●
PT2143/104	1145/53	4	1	136 x 360	5.35 x 14.17	118 x 294 x 45	4.64 x 11.57 x 1.77	●	●	●
PT2143/105	1145/53	5	1	136 x 360	5.35 x 14.17	118 x 294 x 45	4.64 x 11.57 x 1.77	●	●	●
PT2143/106	1145/53	6	1	136 x 360	5.35 x 14.17	118 x 294 x 45	4.64 x 11.57 x 1.77	●	●	●
*Uses 4+n outdoor station 824/500										
Please add to the PT code the letter equivalent to the selected coloration: "LB"= PVD COPPER BRONZE POLISHED BRASS, "LF"= PVD GUN METAL GREY POLISHED BRASS, "LO"= PVD POLISHED BRASS, "SB"= PVD COPPER BRONZE SATIN-FINISHED BRASS, "SF"= PVD GUN METAL GREY SATIN-FINISHED BRASS, "SO"= PVD SATIN-FINISHED BRASS, "VA"= RAL 9007 ALUMINIUM, "VB"= RAL 9010 WHITE, "VC"= RAL 8028 CORTEN, "VM"= MICACEOUS IRON, "VN"= RAL 9005 BLACK										



PRODEL FRONT PANNELL	PRODEL FLUSH MOUNTING BOX	NO OF BTNS	NO OF BTN ROWS	FRONT PANEL DIMENSIONS (MM)	FRONT PANEL DIMENSIONS (IN)	FLUSH MOUNTING BOX DIMENSIONS (MM)	FLUSH MOUNTING BOX DIMENSIONS (IN)	2VOICE	4+N	1+N
BRASS-COATED POLISHED AUDIO FRONT PANELS FOR FLUSH-MOUNTING BOXES MOD. 625										
(Flush-mounting box not included)										
PT2121/208	PT2121/608	8	2	206 x 364	8.11 x 14.33	186 x 284 x 55	7.32 x 11.18 x 2.16	●	●	●
PT2121/210	PT2121/610	10	2	206 x 364	8.11 x 14.33	186 x 284 x 55	7.32 x 11.18 x 2.16	●	●	●
PT2121/212	PT2121/612	12	2	206 x 392	8.11 x 15.43	186 x 312 x 55	7.32 x 12.28 x 2.16	●	●	●
PT2121/214	PT2121/614	14	2	206 x 420	8.11 x 16.53	186 x 340 x 55	7.32 x 13.38 x 2.16	●	●	●
PT2121/216	PT2121/616	16	2	206 x 448	8.11 x 17.63	186 x 368 x 55	7.32 x 14.48 x 2.16	●	●	●
PT2121/218	PT2121/618	18	2	206 x 476	8.11 x 18.74	186 x 396 x 55	7.32 x 15.59 x 2.16	●	●	●
PT2121/220	PT2121/620	20	2	206 x 504	8.11 x 19.84	186 x 424 x 55	7.32 x 16.69 x 2.16	●	●	●
Please add to the PT code the letter equivalent to the selected coloration: "LB"= PVD COPPER BRONZE POLISHED BRASS, "LF"= PVD GUN METAL GREY POLISHED BRASS, "LO"= PVD POLISHED BRASS, "SB"= PVD COPPER BRONZE SATIN-FINISHED BRASS, "SF"= PVD GUN METAL GREY SATIN-FINISHED BRASS, "SO"= PVD SATIN-FINISHED BRASS, "VA"= RAL 9007 ALUMINIUM, "VB"= RAL 9010 WHITE, "VC"=RAL 8028 CORTEN, "VM"= MICACEOUS IRON, "VN"= RAL 9005 BLACK										



exigo video



PRODEL FRONT PANEL	URMET FLUSH MOUNTING BOX	O OF BTNS	NO OF BTN ROWS	FRONT PANEL DIMENSIONS (MM)	FRONT PANEL DIMENSIONS (IN)	FLUSH MOUNTING BOX DIMENSIONS (MM)	FLUSH MOUNTING BOX DIMENSIONS (IN)	2VOICE	COAX	5 WIRES
--------------------	--------------------------	-----------	----------------	-----------------------------	-----------------------------	------------------------------------	------------------------------------	--------	------	---------

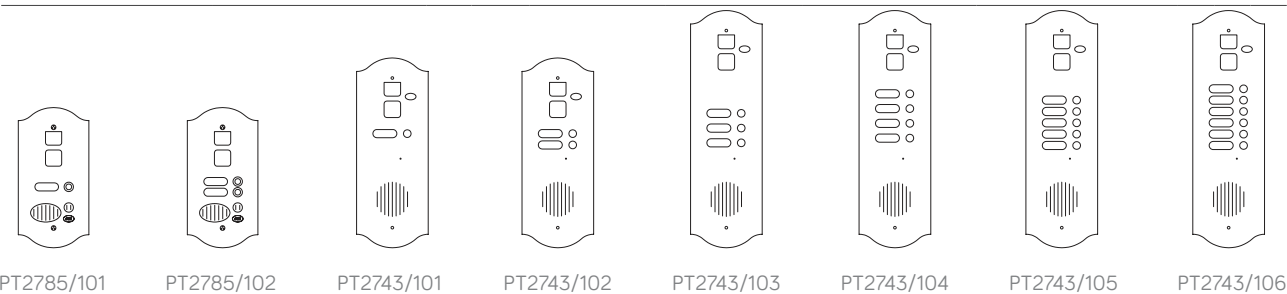
BRASS-COATED POLISHED VIDEO FRONT PANELS FOR FLUSH-MOUNTING BOXES MOD. 1145

(Flush-mounting box not included)

PT2785/101*	1145/52 + 1143/60	1	1	136 x 270	5.35 x 10.62	118 x 204 x 60	4.64 x 8.03 x 2.36		●	
PT2785/102 *	1145/52 + 1143/60	2	1	136 x 270	5.35 x 10.62	118 x 204 x 60	4.64 x 8.03 x 2.36		●	
PT2743/101	1145/53 + 1143/60	1	1	136 x 360	5.35 x 14.17	118 x 294 x 60	4.64 x 11.57 x 2.36	●	●	●
PT2743/102	1145/53 + 1143/60	2	1	136 x 360	5.35 x 14.17	118 x 294 x 60	4.64 x 11.57 x 2.36	●	●	●
PT2743/103	1145/54 + 1143/60	3	1	136 x 450	5.35 x 17.71	118 x 384 x 60	4.64 x 15.11 x 2.36	●	●	●
PT2743/104	1145/54 + 1143/60	4	1	136 x 450	5.35 x 17.71	118 x 384 x 60	4.64 x 15.11 x 2.36	●	●	●
PT2743/105	1145/54 + 1143/60	5	1	136 x 450	5.35 x 17.71	118 x 384 x 60	4.64 x 15.11 x 2.36	●	●	●
PT2743/106	1145/54 + 1143/60	6	1	136 x 450	5.35 x 17.71	118 x 384 x 60	4.64 x 15.11 x 2.36	●	●	●

*Uses 4+n outdoor station 824/500

Please add to the PT code the letter equivalent to the selected coloration: "LB"= PVD COPPER BRONZE POLISHED BRASS, "LF"= PVD GUN METAL GREY POLISHED BRASS, "LO"= PVD POLISHED BRASS, "SB"= PVD COPPER BRONZE SATIN-FINISHED BRASS, "SF"= PVD GUN METAL GREY SATIN-FINISHED BRASS, "SO"= PVD SATIN-FINISHED BRASS, "VA"= RAL 9007 ALUMINIUM, "VB"= RAL 9010 WHITE, "VC"=RAL 8028 CORTEN, "VM"= MICACEOUS IRON, "VN"= RAL 9005 BLACK



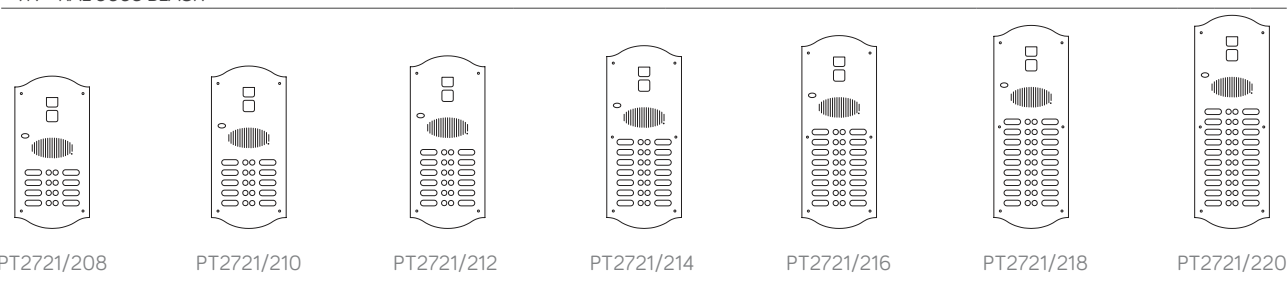
PRODEL FRONT PANNELL	PRODEL FLUSH MOUNTING BOX	NO OF BTNS	NO OF BTN ROWS	FRONT PANEL DIMENSIONS (MM)	FRONT PANEL DIMENSIONS (IN)	FLUSH MOUNTING BOX DIMENSIONS (MM)	FLUSH MOUNTING BOX DIMENSIONS (IN)	2VOICE	COAX	5 WIRES
----------------------	---------------------------	------------	----------------	-----------------------------	-----------------------------	------------------------------------	------------------------------------	--------	------	---------

BRASS-COATED SATIN-FINISHED VIDEO FRONT PANELS FOR FLUSH-MOUNTING BOXES MOD. 625

(Flush-mounting box not included)

PT2721/208	PT2721/608	8	2	206 x 420	8.11 x 16.53	186 x 344 x 55	7.32 x 13.54 x 2.16	●	●	●
PT2721/210	PT2721/610	10	2	206 x 448	8.11 x 17.63	186 x 372 x 55	7.32 x 14.64 x 2.16	●	●	●
PT2721/212	PT2721/612	12	2	206 x 476	8.11 x 18.74	186 x 400 x 55	7.32 x 15.74 x 2.16	●	●	●
PT2721/214	PT2721/614	14	2	206 x 504	8.11 x 19.84	186 x 428 x 55	7.32 x 16.85 x 2.16	●	●	●
PT2721/216	PT2721/616	16	2	206 x 532	8.11 x 20.94	186 x 456 x 55	7.32 x 17.95 x 2.16	●	●	●
PT2721/218	PT2721/618	18	2	206 x 560	8.11 x 22.04	186 x 484 x 55	7.32 x 19.05 x 2.16	●	●	●
PT2721/220	PT2721/620	20	2	206 x 588	8.11 x 23.14	186 x 512 x 55	7.32 x 20.15 x 2.16	●	●	●

Please add to the PT code the letter equivalent to the selected coloration: "LB"= PVD COPPER BRONZE POLISHED BRASS, "LF"= PVD GUN METAL GREY POLISHED BRASS, "LO"= PVD POLISHED BRASS, "SB"= PVD COPPER BRONZE SATIN-FINISHED BRASS, "SF"= PVD GUN METAL GREY SATIN-FINISHED BRASS, "SO"= PVD SATIN-FINISHED BRASS, "VA"= RAL 9007 ALUMINIUM, "VB"= RAL 9010 WHITE, "VC"=RAL 8028 CORTEN, "VM"= MICACEOUS IRON, "VN"= RAL 9005 BLACK



PT2721/208	PT2721/210	PT2721/212	PT2721/214	PT2721/216	PT2721/218	PT2721/220
------------	------------	------------	------------	------------	------------	------------

INDOOR STATIONS
CALL FORWARDING
ENTRY PANELS
VIDEO DOORPHONE SYSTEMS
SYSTEM'S ACCESSORIES
ACCESS CONTROL
COMMUNICATION KITS
YOKIS SMART HOME
TELEPHONY
SALES NETWORK

exigo

2VOICE LOUDSPEAKING UNITS

1083/8

AUDIO MODULE FOR CUSTOM EXTERNAL PANELS, 2VOICE

Equipped with loudspeaker, microphone and external camera input. It allows for design entry panels for the 2Voice system. Input for entrance hall button and for door open sensor. Door opening and driveway gate opening output. For use with button modules 1083/17. Made of plastic material.

- > Fits all Prodel range entry panels and can be used on third-party entry panels
- > Equipped with camera input for making video door phone entry panels
- > Equipped with inputs for local door opening button and for door open sensor
- > Operating temperature: -10 °C/+50 °C



1810/40

EXTERNAL CAMERA MODULE, EXIGO, 2VOICE

Colour camera with LED lighting.



1083/19

DIGITAL CALL MODULE WITH KEYBOARD AND DISPLAY, SINTHESI S2, 2VOICE

2Voice digital call module on Sinthesi S2 design style. Equipped with display, numeric keypad and voice unit for the 2Voice system. It allows users in the installation to be called by selecting the name in the directory in alphabetical order or by directly entering the user code from the keypad. It is also possible to open the entrance by entering a personal code from the keypad. Dimensions on two modules. It can be supplemented by a camera module 1748/40 in the case of video door phone systems and additional optional modules from the Sinthesi S2 line.

- > Aluminium front panel
- > Dimensions of 2 Sinthesi S2 modules
- > Display with 2 lines of 16 characters
- > 10 numeric keys and 5 function keys



4+N/COAX LOUDSPEAKING UNITS

824/500

EXIGO AMPLIFIED AUDIO OUTDOOR STATION FOR 4+N SYSTEM

The outdoor station is used in 4+n audio systems with electronic and traditional call function. It is integrated into modules preset for Kombi outdoor station. It is equipped with int-ext adjustment of the audio channel.

- > Made of plastic material
- > Power supply 6Vdc



1145/500

SINTHESI AUDIO OUTDOOR STATION FOR 4+N SYSTEM

The device must be installed inside Sinthesi S2 and Sinthesi Steel front panels preset for audio outdoor stations in analogue 4+N systems with electronic and traditional call functions. It allows internal and external audio volume control and is equipped with a call forwarded indicator LED.

- > Power supply: 6Vdc
- > Power consumption in standby mode <15mA with active speech <80mA
- > Sound adjustments: outside max >90dB outside max >100dB

1128/500

AUDIO LOUDSPEAKING UNIT FOR 925 ENTRY PANELS, EXIGO ENTRY PANELS WITH MORE THAN 2 BUTTONS AND TITANIUM ENTRY PANELS

1+N/5-WIRE LOUDSPEAKING UNIT

1035/67

AUDIO BIDIRECTIONAL OUTDOOR STATION WITH ENTRY PANEL 725 FOR 1+1 SYSTEM

It is used in entry panel mod. 925 and in brass-plated designer entry panels. Black colour. Power supply: 12Vac.

1+N SYSTEM ACCESSORIES

1158/74

CONVERSATION SECURECY DEVICE FOR 4 USERS FOR 1+1 OR 5-WIRE SYSTEMS








Conversation secrecy device for audio 1+1 and video 5-wire systems (for Sinthesi and Sinthesi Steel entry panels). One device every 4 users is required. Flat cable supplied as standard.



exigo digital



BRASS COATED POLISHED PANELS FOR FLUSH-MOUNTING EMBEDDING BOX INCLUDED

REFERENCE / MODEL	AUDIO (A) OR VIDEO (V)	CALL MODULE INCLUDED	CAMERA MODULE INCLUDED	SHAPE	FRONT PANEL DIMENSIONS (MM)	FRONT PANEL DIMENSIONS (IN)	FLUSH MOUNTING BOX DIMENSIONS (MM)	FLUSH MOUNTING BOX DIMENSIONS (IN)	2VOICE	IPERCOM	
PT2119S/100	A	1083/19	-	Waved	136 x 270	5.35 x 10.62	118 x 204 x 60	4.64 x 8.03 x 2.36	●		
PT2719S/100	V	1083/19	1810/40	Waved	136 x 360	5.35 x 14.17	118 x 294 x 60	4.64 x 11.57 x 2.36	●		
PT2716S/100	V	1083/16	-	Waved	150 x 438	5.9 x 17.24	138 x 376 x 57	5.43 x 14.8 x 2.24	●		
PT2716S/100	V	1060/18	-	Waved	150 x 438	5.9 x 17.24	138 x 376 x 57	5.43 x 14.8 x 2.24	●		
PT2119R/100	A	1083/19	-	Rect.	136 x 230	5.35 x 9.05	118 x 204 x 60	4.64 x 8.03 x 2.36	●		
PT2719R/100	V	1083/19	1810/40	Rect.	136 x 320	5.35 x 12.59	118 x 294 x 60	4.64 x 11.57 x 2.36	●		
PT2716R/100	V	1083/16	-	Rect.	150 x 388	5.9 x 15.27	138 x 376 x 57	5.43 x 14.8 x 2.24	●		
PT2716R/100	V	1060/18	-	Rect.	150 x 388	5.9 x 15.27	138 x 376 x 57	5.43 x 14.8 x 2.24	●		

Please add to the PT code the letter equivalent to the selected coloration: "LB"= PVD COPPER BRONZE POLISHED BRASS, "LF"= PVD GUN METAL GREY POLISHED BRASS, "LO"= PVD POLISHED BRASS, "SB"= PVD COPPER BRONZE SATIN-FINISHED BRASS, "SF"= PVD GUN METAL GREY SATIN-FINISHED BRASS, "SO"= PVD SATIN-FINISHED BRASS, "VA"= RAL 9007 ALUMINIUM, "VB"= RAL 9010 WHITE, "VC"= RAL 8028 CORTEN, "VM"= MICACEOUS IRON, "VN"= RAL 9005 BLACK

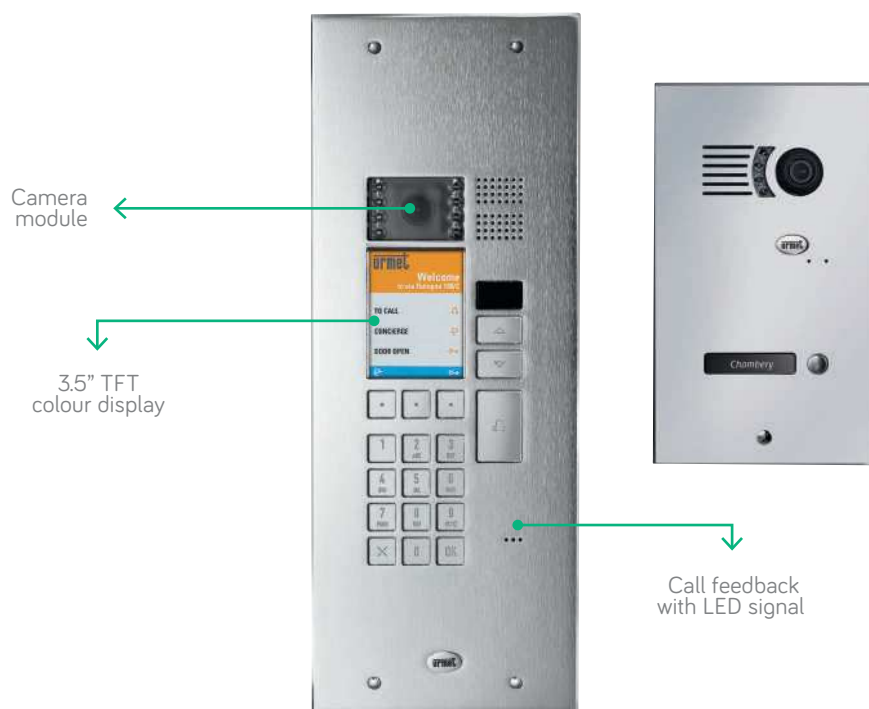
For further information contact Prodel +39 011-2484103 - Email: info@prodeltorino.it

titanium|titanium DIGITAL

Titanium is the vandal resistant entry panel compatible with **Urmet** digital systems.

Titanium panel finishing and shape are customizable to fit in the best way within the building structure. Two finishings are available polished and satin. Titanium panel size and shape are also customizable to fit with existing

embedding box and avoid expensive hand-work on the wall. Titanium is just 3 mm thick. The robust and durable structure guarantees high resistance to atmospheric agents. The panel body structured is secured by an exclusive treatment that prevents corrosion and oxidation.



FEATURES

- > Available in satin and polished finishing
- > 100% customizable
- > Compatible with all Urmet systems
- > Antioxidation treatment
- > Integration of Urmet group electronics in a single block structure panel
- > Shapes and dimensions are adaptable to existing embedding box
- > 3 mm thickness single block structure panel



COMPATIBLE WITH



titanium audio



INDOOR STATIONS

CALL FORWARDING

ENTRY PANELS

VIDEO DOORPHONE SYSTEMS

SYSTEM'S ACCESSORIES

ACCESS CONTROL

COMMUNICATION KITS

YOKIS SMART HOME

TELEPHONY

SALES NETWORK

BRASS-COATED AUDIO FRONT PANELS FOR FLUSH-MOUNTING BOXES MOD. 1145 (Flush-mounting box not included)

PRODEL FRONT PANEL	URMET FLUSH MOUNTING BOX	NO OF BTNS	NO OF BTN ROWS	FRONT PANEL DIMENSIONS (MM)	FRONT PANEL DIMENSIONS (IN)	FLUSH MOUNTING BOX DIMENSIONS (W x H x D - MM)	FLUSH MOUNTING BOX DIMENSIONS (W x H x D - IN)	2VOICE	4+N	1+N
PT2195/101*	1145/51	1	1	132 x 140	5.19 x 5.51	118 x 114 x 45	4.64 x 4.48 x 1.77		●	
PT2195/102*	1145/51	2	1	132 x 140	5.19 x 5.51	118 x 114 x 45	4.64 x 4.48 x 1.77		●	
PT2193/101	1145/52	1	1	136 x 230	5.35 x 9.05	118 x 204 x 45	4.64 x 8.03 x 1.77	●	●	●
PT2193/102	1145/52	2	1	136 x 230	5.35 x 9.05	118 x 204 x 45	4.64 x 8.03 x 1.77	●	●	●
PT2193/103	1145/53	3	1	136 x 320	5.35 x 12.59	118 x 294 x 45	4.64 x 11.57 x 1.77	●	●	●
PT2193/104	1145/53	4	1	136 x 320	5.35 x 12.59	118 x 294 x 45	4.64 x 11.57 x 1.77	●	●	●
PT2193/105	1145/53	5	1	136 x 320	5.35 x 12.59	118 x 294 x 45	4.64 x 11.57 x 1.77	●	●	●
PT2193/106	1145/53	6	1	136 x 320	5.35 x 12.59	118 x 294 x 45	4.64 x 11.57 x 1.77	●	●	●

*Uses 4+n outdoor station 824/500

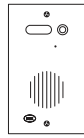
Please add to the PT code the letter equivalent to the selected coloration:
"LA"= POLISHED CHROMED, "SA"= SATIN CHROMED



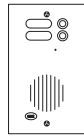
PT2195/101



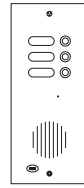
PT2195/102



PT2193/101



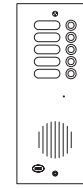
PT2193/102



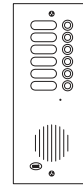
PT2193/103



PT2193/104



PT2193/105



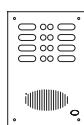
PT2193/106

PRODEL FRONT PANEL	PRODEL FLUSH MOUNTING BOX	NO OF BTNS	NO OF BTN ROWS	FRONT PANEL DIMENSIONS (MM)	FRONT PANEL DIMENSIONS (IN)	FLUSH MOUNTING BOX DIMENSIONS (W x H x D - MM)	FLUSH MOUNTING BOX DIMENSIONS (W x H x D - IN)	2VOICE	4+N	1+N
--------------------	---------------------------	------------	----------------	-----------------------------	-----------------------------	--	--	--------	-----	-----


BRASS-COATED AUDIO FRONT PANELS FOR FLUSH-MOUNTING BOXES MOD. 625 (Flush-mounting box not included)

PT2191/208	PT2121/608	8	2	206 x 304	8.11 x 11.96	190 x 288 x 55	7.48 x 11.33 x 2.16	●	●	●
PT2191/210	PT2121/610	10	2	206 x 304	8.11 x 11.96	190 x 288 x 55	7.48 x 11.33 x 2.16	●	●	●
PT2191/212	PT2121/612	12	2	206 x 332	8.11 x 13.07	190 x 316 x 55	7.48 x 12.44 x 2.16	●	●	●
PT2191/214	PT2121/614	14	2	206 x 360	8.11 x 14.17	190 x 344 x 55	7.48 x 13.54 x 2.16	●	●	●
PT2191/216	PT2121/616	16	2	206 x 388	8.11 x 15.27	190 x 372 x 55	7.48 x 14.64 x 2.16	●	●	●
PT2191/218	PT2121/618	18	2	206 x 416	8.11 x 16.37	190 x 400 x 55	7.48 x 15.74 x 2.16	●	●	●
PT2191/220	PT2121/620	20	2	206 x 444	8.11 x 17.48	190 x 428 x 55	7.48 x 16.85 x 2.16	●	●	●

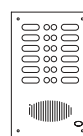
Please add to the PT code the letter equivalent to the selected coloration:
"LA"= POLISHED CHROMED, "SA"= SATIN CHROMED



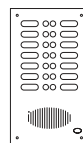
PT2191/208



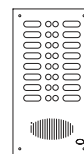
PT2191/210



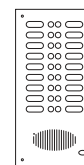
PT2191/212




PT2191/214



PT2191/216



PT2191/218



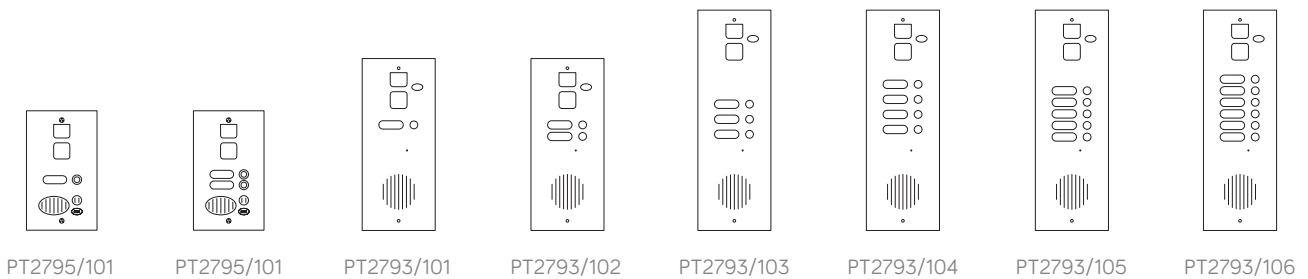
PT2191/220

titanium video

PRODEL FRONT PANEL	URMET FLUSH MOUNTING BOX	NO OF BTNS	NO OF BTN ROWS	FRONT PANEL DIMENSIONS (MM)	FRONT PANEL DIMENSIONS (IN)	FLUSH MOUNTING BOX DIMENSIONS (WxHxD - MM)	FLUSH MOUNTING BOX DIMENSIONS (WxHxD - IN)	2VOICE	COAX	5 WIRES
BRASS-COATED POLISHED VIDEO FRONT PANELS FOR FLUSH-MOUNTING BOXES MOD. 1145										
(Flush-mounting box not included)										
PT2795/101*	1145/52 + 1143/60	1	1	136 x 230	5.35 x 9.05	118 x 204 x 60	4.64 x 8.03 x 2.36		●	
PT2795/102*	1145/52 + 1143/60	2	1	136 x 230	5.35 x 9.05	118 x 204 x 60	4.64 x 8.03 x 2.36		●	
PT2793/101	1145/53 + 1143/60	1	1	136 x 320	5.35 x 12.59	118 x 294 x 60	4.64 x 11.57 x 2.36	●	●	●
PT2793/102	1145/53 + 1143/60	2	1	136 x 320	5.35 x 12.59	118 x 294 x 60	4.64 x 11.57 x 2.36	●	●	●
PT2793/103	1145/54 + 1143/60	3	1	136 x 410	5.35 x 16.14	118 x 384 x 60	4.64 x 15.11 x 2.36	●	●	●
PT2793/104	1145/54 + 1143/60	4	1	136 x 410	5.35 x 16.14	118 x 384 x 60	4.64 x 15.11 x 2.36	●	●	●
PT2793/105	1145/54 + 1143/60	5	1	136 x 410	5.35 x 16.14	118 x 384 x 60	4.64 x 15.11 x 2.36	●	●	●
PT2793/106	1145/54 + 1143/60	6	1	136 x 410	5.35 x 16.14	118 x 384 x 60	4.64 x 15.11 x 2.36	●	●	●

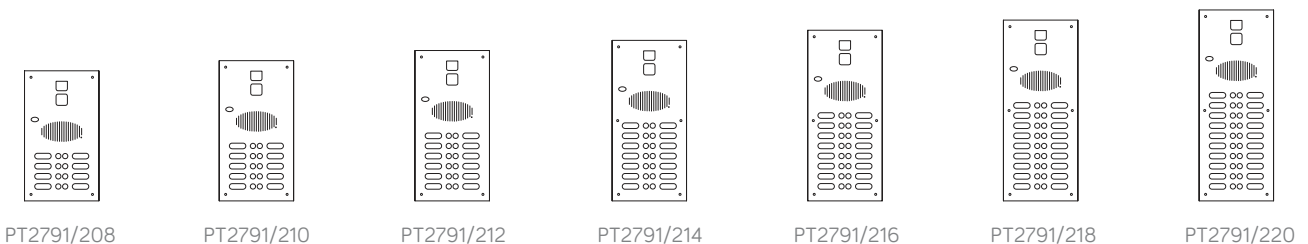
*Uses 4+n outdoor station 824/500

Please add to the PT code the letter equivalent to the selected coloration:
 "LA"= POLISHED CHROMED, "SA"= SATIN CHROMED







PRODEL FRONT PANEL	PRODEL FLUSH MOUNTING BOX	NO OF BTNS	NO OF BTN ROWS	FRONT PANEL DIMENSIONS (MM)	FRONT PANEL DIMENSIONS (IN)	FLUSH MOUNTING BOX DIMENSIONS (WxHxD - MM)	FLUSH MOUNTING BOX DIMENSIONS (WxHxD - IN)	2VOICE	COAX	5 WIRES
BRASS-COATED SATIN-FINISHED VIDEO FRONT PANELS FOR FLUSH-MOUNTING BOXES MOD. 625										
(Flush-mounting box not included)										
PT2791/208	PT2721/608	8	2	206 x 360	8.11 x 14.17	190 x 344 x 55	7.48 x 13.54 x 2.16	●	●	●
PT2791/210	PT2721/610	10	2	206 x 388	8.11 x 15.27	190 x 372 x 55	7.48 x 14.64 x 2.16	●	●	●
PT2791/212	PT2721/612	12	2	206 x 416	8.11 x 16.37	190 x 400 x 55	7.48 x 15.74 x 2.16	●	●	●
PT2791/214	PT2721/614	14	2	206 x 444	8.11 x 17.48	190 x 428 x 55	7.48 x 16.85 x 2.16	●	●	●
PT2791/216	PT2721/616	16	2	206 x 472	8.11 x 18.58	190 x 456 x 55	7.48 x 17.95 x 2.16	●	●	●
PT2791/218	PT2721/618	18	2	206 x 500	8.11 x 19.68	190 x 484 x 55	7.48 x 19.05 x 2.16	●	●	●
PT2791/220	PT2721/620	20	2	206 x 528	8.11 x 20.78	190 x 512 x 55	7.48 x 20.15 x 2.16	●	●	●

Please add to the PT code the letter equivalent to the selected coloration:
 "LA"= POLISHED CHROMED, "SA"= SATIN CHROMED



titanium digital



PRODEL FRONT PANEL	AUDIO (A) OR VIDEO (V)	CALL MODULE INCLUDED	CAMERA MODULE INCLUDED	SHAPE	FRONT PANEL DIMENSIONS (MM)	FRONT PANEL DIMENSIONS (IN)	FLUSH MOUNTING BOX DIMENSIONS (MM)	FLUSH MOUNTING BOX DIMENSIONS (IN)	2VOICE	IPERCOM	
TITANIUM FRONTAL PANELS WITH EMBEDDING BOX INCLUDED											
PT2119R/100	A	1083/19	-	Rect.	136 x 230	5.35 x 9.05	118 x 204 x 60	4.64 x 8.03 x 2.36	●		
PT2719R/100	V	1083/19	1810/40	Rect.	136 x 320	5.35 x 12.59	118 x 294 x 60	4.64 x 11.57 x 2.36	●		
PT2716R/100	V	1083/16	-	Rect.	150 x 388	5.9 x 15.27	138 x 376 x 57	5.43 x 14.8 x 2.24	●		
PT2716R/100	V	1060/18	-	Rect.	150 x 388	5.9 x 15.27	138 x 376 x 57	5.43 x 14.8 x 2.24	●		
PT2119S/100	A	1083/19	-	Waved	136 x 270	5.35 x 10.62	118 x 204 x 60	4.64 x 8.03 x 2.36	●		
PT2719S/100	V	1083/19	1810/40	Waved	136 x 360	5.35 x 14.17	118 x 294 x 60	4.64 x 11.57 x 2.36	●		
PT2716S/100	V	1083/16	-	Waved	150 x 438	5.9 x 17.24	138 x 376 x 57	5.43 x 14.8 x 2.24	●		
PT2716S/100	V	1060/18	-	Waved	150 x 438	5.9 x 17.24	138 x 376 x 57	5.43 x 14.8 x 2.24	●		


Please add to the PT code the letter equivalent to the selected coloration:
 "LA"= POLISHED CHROMED, "SA"= SATIN CHROMED

The replacement of old or damaged entry panels with standard Urmet or other entry panels would imply expensive additional maintenance, such as marble cutting, wall painting, hand-work on the wall. Titanium does not require any of the above mentioned operations.

allinox | allinox DIGITAL

Allinox is the new family of **100% stainless steel** monoblock entry panels from 1,5 to 2,5 mm thickness. The steel buttons allow a fast connection using **faston** connections without the need to use screws, scissors or screwdrivers. Allinox panels can be customized in shape and size. Any Urmet electronic could be mounted, including all the Urmet digital and analogue systems.

It is also possible to add Urmet's access control readers and 3° party systems readers. For digital systems, you can connect buttons using faston connections of 1083/17. For analog systems, special terminal plug-in is provided to easily connect the wire column with panel buttons, allowing simple one-time terminal plug-out to disconnect all wires from the panel.



FEATURES

- > Available in satin and polished finishing
- > 100% customizable
- > Antioxidation treatment
- > Integration of Urmet group electronic in a single block structure panel
- > From 1,5 to 2,5 mm thickness
- > Shapes and dimensions eventually adaptable to existing embedding box
- > Extremely robust monoblock body
- > Available in addition to the standard steel color INOX, also with 3 PVD treatment versions and 5 RAL painting colours



COMPATIBLE WITH



allinox audio



PRODEL FRONT PANEL	URMET FLUSH MOUNTING BOX	NO OF BTNS	NO OF BTN ROWS	FRONT PANEL DIMENSIONS (MM)	FRONT PANEL DIMENSIONS (IN)	FLUSH MOUNTING BOX DIMENSIONS (WxHxD - MM)	FLUSH MOUNTING BOX DIMENSIONS (W x H x D - IN)	2VOICE	4+N	1+N
--------------------	--------------------------	------------	----------------	-----------------------------	-----------------------------	--	--	--------	-----	-----

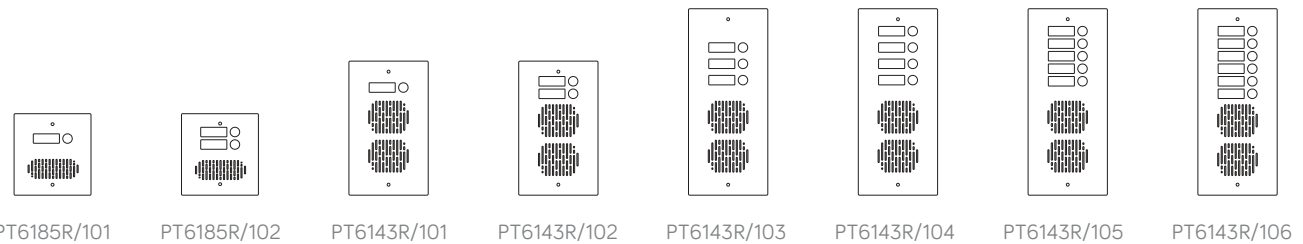
POLISHED AUDIO PANELS FOR FLUSH-MOUNTING EMBEDDING BOXES MOD. 1145

(Flush-mounting box not included)

PT6185R/101*	1145/51	1	1	132 x 140	5.19 x 5.51	118 x 114 x 45	4.64 x 4.48 x 1.77		●	
PT6185R/102*	1145/51	1	1	132 x 140	5.19 x 5.51	118 x 114 x 45	4.64 x 4.48 x 1.77	●	●	●
PT6143R/101	1145/52	1	1	136 x 230	5.19 x 9.05	118 x 204 x 45	4.64 x 8.03 x 1.77	●	●	●
PT6143R/102	1145/52	2	1	136 x 230	5.19 x 9.05	118 x 204 x 45	4.64 x 8.03 x 1.77	●	●	●
PT6143R/103	1145/52	3	1	136 x 230	5.19 x 9.05	118 x 204 x 45	4.64 x 8.03 x 1.77	●	●	●
PT6143R/104	1145/52	4	1	136 x 230	5.19 x 9.05	118 x 204 x 45	4.64 x 8.03 x 1.77	●	●	●
PT6143R/105	1145/53	5	1	136 x 320	5.19 x 12.59	118 x 294 x 45	4.64 x 11.57 x 1.77	●	●	●
PT6143R/106	1145/53	6	1	136 x 320	5.19 x 12.59	118 x 294 x 45	4.64 x 11.57 x 1.77	●	●	●

*Uses 4+n outdoor station 824/500

Please add to the PT code the letter equivalent to the selected coloration: "LB"= PVD COPPER BRONZE POLISHED BRASS, "LF"= PVD GUN METAL GREY POLISHED BRASS, "LO"= PVD POLISHED BRASS, "SB"= PVD COPPER BRONZE SATIN-FINISHED BRASS, "SF"= PVD GUN METAL GREY SATIN-FINISHED BRASS, "SO"= PVD SATIN-FINISHED BRASS, "VA"= RAL 9007 ALUMINIUM, "VB"= RAL 9010 WHITE, "VC"=RAL 8028 CORTEN, "VM"= MICACEOUS IRON, "VN"= RAL 9005 BLACK, "S" = STANDARD STAINLESS STEEL FINISHED



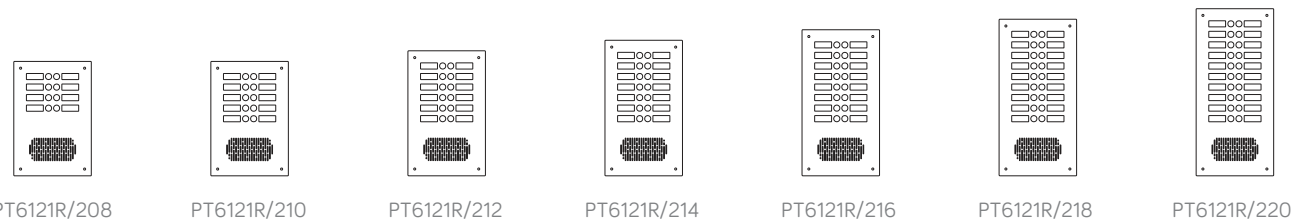
PRODEL FRONT PANEL	URMET FLUSH MOUNTING BOX	NO OF BTNS	NO OF BTN ROWS	FRONT PANEL DIMENSIONS (MM)	FRONT PANEL DIMENSIONS (IN)	FLUSH MOUNTING BOX DIMENSIONS (WxHxD - MM)	FLUSH MOUNTING BOX DIMENSIONS (W x H x D - IN)	2VOICE	4+N	1+N
--------------------	--------------------------	------------	----------------	-----------------------------	-----------------------------	--	--	--------	-----	-----

POLISHED AUDIO PANELS FOR FLUSH-MOUNTING EMBEDDING BOXES MOD. 625

(Flush-mounting box not included)

PT6121R/208	PT6121/608	8	2	206 x 304	8.11 x 11.96	190 x 288 x 55	7.48 x 11.33 x 2.16	●	●	●
PT6121R/210	PT6121/610	10	2	206 x 304	8.11 x 11.96	190 x 288 x 55	7.48 x 11.33 x 2.16	●	●	●
PT6121R/212	PT6121/612	12	2	206 x 332	8.11 x 13.07	190 x 316 x 55	7.48 x 12.44 x 2.16	●	●	●
PT6121R/214	PT6121/614	14	2	206 x 360	8.11 x 14.17	190 x 344 x 55	7.48 x 13.54 x 2.16	●	●	●
PT6121R/216	PT6121/616	16	2	206 x 388	8.11 x 15.27	190 x 372 x 55	7.48 x 14.64 x 2.16	●	●	●
PT6121R/218	PT6121/618	18	2	206 x 416	8.11 x 16.37	190 x 400 x 55	7.48 x 15.74 x 2.16	●	●	●
PT6121R/220	PT6121/620	20	2	206 x 444	8.11 x 17.48	190 x 428 x 55	7.48 x 16.85 x 2.16	●	●	●

Please add to the PT code the letter equivalent to the selected coloration: "LB"= PVD COPPER BRONZE POLISHED BRASS, "LF"= PVD GUN METAL GREY POLISHED BRASS, "LO"= PVD POLISHED BRASS, "SB"= PVD COPPER BRONZE SATIN-FINISHED BRASS, "SF"= PVD GUN METAL GREY SATIN-FINISHED BRASS, "SO"= PVD SATIN-FINISHED BRASS, "VA"= RAL 9007 ALUMINIUM, "VB"= RAL 9010 WHITE, "VC"=RAL 8028 CORTEN, "VM"= MICACEOUS IRON, "VN"= RAL 9005 BLACK, "S" = STANDARD STAINLESS STEEL FINISHED



INDOOR STATIONS
CALL FORWARDING
ENTRY PANELS
VIDEO DOORPHONE SYSTEMS
SYSTEM'S ACCESSORIES
ACCESS CONTROL
COMMUNICATION KITS
YOKIS SMART HOME
TELEPHONY
SALES NETWORK

allinox video

PRODEL FRONT PANEL	URMET FLUSH MOUNTING BOX	NO OF BTNS	NO OF BTN ROWS	FRONT PANEL DIMENSIONS (MM)	FRONT PANEL DIMENSIONS (IN)	FLUSH MOUNTING BOX DIMENSIONS (WxHxD - MM)	FLUSH MOUNTING BOX DIMENSIONS (WxHxD - IN)	2VOICE	COAX	5 WIRES
--------------------	--------------------------	------------	----------------	-----------------------------	-----------------------------	--	--	--------	------	---------

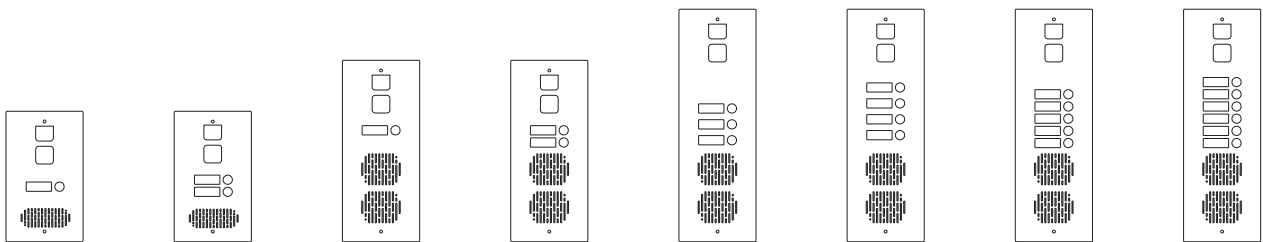
POLISHED VIDEO PANELS FOR FLUSH-MOUNTING EMBEDDING BOXES MOD. 1145

(Flush-mounting box not included)

PT6785R/101*	1145/52 + 1143/60	1	1	136 x 230	5.35 x 9.05	118 x 204 x 60	4.64 x 8.03 x 2.36		●	
PT6785R/102*	1145/52 + 1143/60	1	1	136 x 230	5.35 x 9.05	118 x 204 x 60	4.64 x 8.03 x 2.36	●	●	●
PT6743R/101	1145/53 + 1143/60	1	1	136 x 320	5.35 x 12.59	118 x 294 x 60	4.64 x 11.57 x 2.36	●	●	●
PT6743R/102	1145/53 + 1143/60	2	1	136 x 320	5.35 x 12.59	118 x 294 x 60	4.64 x 11.57 x 2.36	●	●	●
PT6743R/103	1145/53 + 1143/60	3	1	136 x 320	5.35 x 12.59	118 x 294 x 60	4.64 x 11.57 x 2.36	●	●	●
PT6743R/104	1145/53 + 1143/60	4	1	136 x 320	5.35 x 12.59	118 x 294 x 60	4.64 x 11.57 x 2.36	●	●	●
PT6743R/105	1145/54 + 1143/60	5	1	136 x 410	5.35 x 16.14	118 x 384 x 60	4.64 x 15.11 x 2.36	●	●	●
PT6743R/106	1145/54 + 1143/60	6	1	136 x 410	5.35 x 16.14	118 x 384 x 60	4.64 x 15.11 x 2.36	●	●	●

*Uses 4+n outdoor station 824/500

Please add to the PT code the letter equivalent to the selected coloration: "LB"= PVD COPPER BRONZE POLISHED BRASS, "LF"= PVD GUN METAL GREY POLISHED BRASS, "LO"= PVD POLISHED BRASS, "SB"= PVD COPPER BRONZE SATIN-FINISHED BRASS, "SF"= PVD GUN METAL GREY SATIN-FINISHED BRASS, "SO"= PVD SATIN-FINISHED BRASS, "VA"= RAL 9007 ALUMINIUM, "VB"= RAL 9010 WHITE, "VC"=RAL 8028 CORTEN, "VM"= MICACEOUS IRON, "VN"= RAL 9005 BLACK, "S" = STANDARD STAINLESS STEEL FINISHED



PT6785R/101 PT6785R/102 PT6743R/101 PT6743R/102 PT6743R/103 PT6743R/104 PT6743R/105 PT6743R/106

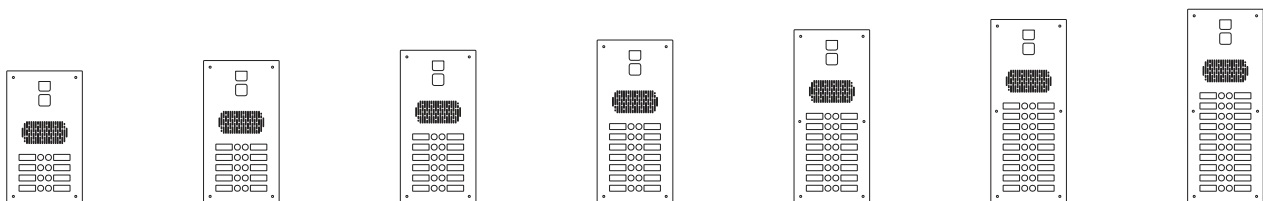
PRODEL FRONT PANEL	URMET FLUSH MOUNTING BOX	NO OF BTNS	NO OF BTN ROWS	FRONT PANEL DIMENSIONS (MM)	FRONT PANEL DIMENSIONS (IN)	FLUSH MOUNTING BOX DIMENSIONS (WxHxD - MM)	FLUSH MOUNTING BOX DIMENSIONS (WxHxD - IN)	2VOICE	COAX	5 WIRES
--------------------	--------------------------	------------	----------------	-----------------------------	-----------------------------	--	--	--------	------	---------

POLISHED VIDEO PANELS FOR FLUSH-MOUNTING EMBEDDING BOXES MOD. 625

(Flush-mounting box not included)

PT6721R/208	PT6721/608	8	2	206 x 360	8.11 x 14.17	190 x 344 x 55	7.48 x 13.54 x 2.16	●	●	●
PT6721R/210	PT6721/610	10	2	206 x 388	8.11 x 15.27	190 x 372 x 55	7.48 x 14.64 x 2.16	●	●	●
PT6721R/212	PT6721/612	12	2	206 x 416	8.11 x 16.37	190 x 400 x 55	7.48 x 15.74 x 2.16	●	●	●
PT6721R/214	PT6721/614	14	2	206 x 444	8.11 x 17.48	190 x 428 x 55	7.48 x 16.85 x 2.16	●	●	●
PT6721R/216	PT6721/616	16	2	206 x 472	8.11 x 18.58	190 x 456 x 55	7.48 x 17.95 x 2.16	●	●	●
PT6721R/218	PT6721/618	18	2	206 x 500	8.11 x 19.68	190 x 484 x 55	7.48 x 19.05 x 2.16	●	●	●
PT6721R/220	PT6721/620	20	2	206 x 528	8.11 x 20.78	190 x 512 x 55	7.48 x 20.15 x 2.16	●	●	●

Please add to the PT code the letter equivalent to the selected coloration: "LB"= PVD COPPER BRONZE POLISHED BRASS, "LF"= PVD GUN METAL GREY POLISHED BRASS, "LO"= PVD POLISHED BRASS, "SB"= PVD COPPER BRONZE SATIN-FINISHED BRASS, "SF"= PVD GUN METAL GREY SATIN-FINISHED BRASS, "SO"= PVD SATIN-FINISHED BRASS, "VA"= RAL 9007 ALUMINIUM, "VB"= RAL 9010 WHITE, "VC"=RAL 8028 CORTEN, "VM"= MICACEOUS IRON, "VN"= RAL 9005 BLACK, "S" = STANDARD STAINLESS STEEL FINISHED



PT6721R/208 PT6721R/210 PT6721R/212 PT6721R/214 PT6721R/216 PT6721R/218 PT6721R/220

allinox digital



PRODEL FRONT PANEL	AUDIO (A) OR VIDEO (V)	CALL MODULE INCLUDED	CAMERA MODULE INCLUDED	SHAPE	FRONT PANEL DIMENSIONS (MM)	FRONT PANEL DIMENSIONS (IN)	FLUSH MOUNTING BOX DIMENSIONS (MM)	FLUSH MOUNTING BOX DIMENSIONS (IN)	2VOICE	IPERCOM	
ALLINOX FRONTAL PANELS CON EMBEDDING BOX INCLUDED											
PT6119R/100	A	1083/19	-	Rect.	136 x 230	5.35 x 9.05	118 x 204 x 60	4.64 x 8.03 x 2.36	●		
PT6719R/100	V	1083/19	1810/40	Rect.	136 x 320	5.35 x 12.59	118 x 294 x 60	4.64 x 11.57 x 2.36	●		
PT6736R/100	V	1083/16	-	Rect.	150 x 388	5.9 x 15.27	138 x 376 x 57	5.43 x 14.8 x 2.24	●		
PT6736R/100	V	1060/18	-	Rect.	150 x 388	5.9 x 15.27	138 x 376 x 57	5.43 x 14.8 x 2.24	●		
PT6119S/100	A	1083/19	-	Waved	136 x 270	5.35 x 10.62	118 x 204 x 60	4.64 x 8.03 x 2.36	●		
PT6719S/100	V	1083/19	1810/40	Waved	136 x 360	5.35 x 14.17	118 x 294 x 60	4.64 x 11.57 x 2.36	●		
PT6736S/100	V	1083/16	-	Waved	150 x 438	5.9 x 17.24	138 x 376 x 57	5.43 x 14.8 x 2.24	●		
PT6736S/100	V	1060/18	-	Waved	150 x 438	5.9 x 17.24	138 x 376 x 57	5.43 x 14.8 x 2.24	●		

Please add to the PT code the letter equivalent to the selected coloration: "LB"= PVD COPPER BRONZE POLISHED BRASS, "LF"= PVD GUN METAL GREY POLISHED BRASS, "LO"= PVD POLISHED BRASS, "SB"= PVD COPPER BRONZE SATIN-FINISHED BRASS, "SF"= PVD GUN METAL GREY SATIN-FINISHED BRASS, "SO"= PVD SATIN-FINISHED BRASS, "VA"= RAL 9007 ALUMINIUM, "VB"= RAL 9010 WHITE, "VC"=RAL 8028 CORTEN, "VM"= MICACEOUS IRON, "VN"= RAL 9005 BLACK, "S" = STANDARD STAINLESS STEEL FINISHED



"S" standard steel color INOX

ALLINOX DIGITAL PVD polished brass

ALLINOX DIGITAL PVD copper bronze

ALLINOX DIGITAL PVD gun metal

ALLINOX DIGITAL RAL 9007 aluminium

ALLINOX DIGITAL RAL 9010 white

ALLINOX DIGITAL RAL 8028 corten

ALLINOX DIGITAL micaceous iron


ALLINOX DIGITAL RAL 9005 black

For further information contact Prodel +39 011-2484103 - Email: info@prodel torino.it

alumen

Alumen is the standard family with 4 mm thickness single block structure panel. The buttons used on Alumen are the same as the original **Urmet 625** model allowing a perfect retrofit on the old flush-mounted boxes already installed and avoiding costly building works. Alumen panels can be

used in audio or video systems, both for analogue systems and for the Urmet digital system. They are also available with 5-colour painting (aluminum RAL 9007, white RAL 9010, corten RAL 8028, ferromicaceous and black RAL 9005).



FEATURES

- > New LED lighting circuits
- > White light
- > Electronic noise suppressor circuit for each individual LED
- > Individually divisible
- > Long life and low consumption
- > The LED circuits can be directly connected at 12 V alternating or continuous current
- > Available in 5 RAL painting



Old entry panel



New entry panel



Possible LED backlight

COMPATIBLE WITH



REFERENCES



PRODEL MODEL	NO. OF BTNS	NO. OF BTN ROWS	FRONT PANEL DIMENSIONS (W x H -MM)	FLUSH MOUNTING BOX DIMENSIONS (MM)	FLUSH MOUNTING BOX INCLUDED	SUGGESTED LED	2VOICE	4+N	1+N
PT5121/101	1	1	108 x 234	95 x 220 x 55	NO	1 x PT1555/05		●	●
PT5121/102	2	1	108 x 234	95 x 220 x 55	NO	1 x PT1555/05		●	●
PT5121/105	5	1	130 x 332	113 x 316 x 55	NO	1 x PT1555/05	●	●	●
PT5121/106	6	1	130 x 360	113 x 344 x 55	NO	1 x PT1555/05	●	●	●
PT5121/108	8	1	130 x 416	113 x 400 x 55	NO	1 x PT1555/05	●	●	●
PT5121/204	4	2	206 x 248	190 x 232 x 55	NO	1 x PT1555/05	●	●	●
PT5121/206	6	2	206 x 248	190 x 232 x 55	NO	1 x PT1555/05	●	●	●
PT5121/208	8	2	206 x 304	190 x 288 x 55	NO	1 x PT1555/05	●	●	●
PT5121/210	10	2	206 x 304	190 x 288 x 55	NO	1 x PT1555/10	●	●	●
PT5121/212	12	2	206 x 332	190 x 316 x 55	NO	1 x PT1555/10	●	●	●
PT5121/214	14	2	206 x 360	190 x 344 x 55	NO	1 x PT1555/10	●	●	●
PT5121/216	16	2	206 x 388	190 x 372 x 55	NO	1 x PT1555/10	●	●	●
PT5121/218	18	2	206 x 416	190 x 400 x 55	NO	1 x PT1555/10	●	●	●
PT5121/220	20	2	206 x 444	190 x 428 x 55	NO	1 x PT1555/10	●	●	●
PT5121/222	22	2	206 x 472	190 x 456 x 55	NO	1 x PT1555/10 + 1 x PT1555/05	●	●	●
PT5121/224	24	2	206 x 500	190 x 484 x 55	NO	1 x PT1555/10 + 1 x PT1555/05	●	●	●
PT5121/226	26	2	206 x 528	190 x 512 x 55	NO	1 x PT1555/10 + 1 x PT1555/05	●	●	●
PT5121/315	15	3	307 x 304	290 x 288 x 55	NO	1 x PT1555/10	●	●	●
PT5121/321	21	3	307 x 360	290 x 344 x 55	NO	1 x PT1555/10	●	●	●
PT5121/327	27	3	307 x 416	290 x 400 x 55	NO	1 x PT1555/10 + 1 x PT1555/05	●	●	●
PT5121/333	33	3	307 x 472	290 x 456 x 55	NO	2 x PT1555/10 + 1 x PT1555/05	●	●	●
PT5121/339	39	3	307 x 528	290 x 512 x 55	NO	3 x PT1555/10	●	●	●
PT5121/430	30	4	380 x 332	360 x 316 x 55	NO	2 x PT1555/10	●	●	●
PT5121/432	32	4	380 x 332	360 x 316 x 55	NO	2 x PT1555/10	●	●	●
PT5121/436	36	4	380 x 360	360 x 344 x 55	NO	2 x PT1555/10	●	●	●
PT5121/440	40	4	380 x 388	360 x 372 x 55	NO	2 x PT1555/10	●	●	●
PT5121/444	44	4	380 x 416	360 x 400 x 55	NO	2 x PT1555/10 + 1 x PT1555/05	●	●	●
PT5121/448	48	4	380 x 444	360 x 428 x 55	NO	3 x PT1555/10	●	●	●
PT5121/452	52	4	380 x 472	360 x 456 x 55	NO	3 x PT1555/10	●	●	●
PT5121/456	56	4	380 x 500	360 x 484 x 55	NO	3 x PT1555/10 + 1 x PT1555/05	●	●	●

Please add to the PT code the letter equivalent to the selected coloration:

"VA"= RAL 9007 ALUMINIUM, "VB"= RAL 9010 WHITE, "VC"=RAL 8028 CORTEN, "VM"= MICACEOUS IRON, "VN"= RAL 9005 BLACK



Standard finish
aluminum
Anodised
PT5121/206
example

Alumen
RAL 9007
aluminium

ALUMEN
RAL 9010
white

ALUMEN
RAL 8028
corten

ALUMEN
micaceous
iron

ALUMEN
RAL 9005
black

For further information contact Prodel +39 011-2484103 - Email: info@prodel torino.it

925

Great ease of installation and **excellent quality/price ratio** make this entry panel very competitive. It comes with drawn aluminium front panel with plastic headers, button holder frame with metal buttons and flush-mounting box.

The entry panel is arranged in blocks with one or two rows that can be set side by side to achieve **3, 4, 5 and 6-row setups**. In addition, appropriate housings are available for surface wall mount in configurations with **up to 24 buttons**.







FEATURES

- > Flush entry panel for flush mount / surface wall mount
- > Aluminium front panel
- > Compact size
- > IP33

COMPATIBLE WITH



REFERENCES

REFERENCE	NO. OF BTNS	NO. OF BTN ROWS	FRONT PANEL DIMENSIONS (W x H - MM)	FRONT PANEL DIMENSIONS (W x H - IN)	FLUSH MOUNTING BOX DIMENSIONS (W x H x D - MM)	FLUSH MOUNTING BOX DIMENSIONS (W x H x D - IN)	COAX	5 WIRES	4+N	1+N	
AUDIO FRONT PANEL WITH PROVISION FOR OUTDOOR AUDIO STATION											
925/101	1	1	113 x 240	4.44 x 9.44	102 x 225 x 43	4.01 x 8.85 x 1.69	●		●		
925/102	2	1	113 x 240	4.44 x 9.44	102 x 225 x 43	4.01 x 8.85 x 1.69	●		●		
925/103	3	1	113 x 288	4.44 x 11.33	102 x 273 x 43	4.01 x 10.74 x 1.69	●		●		
925/104	4	1	113 x 288	4.44 x 11.33	102 x 273 x 43	4.01 x 10.74 x 1.69	●		●		
925/105	5	1	113 x 312	4.44 x 12.28	102 x 297 x 43	4.01 x 11.69 x 1.69	●	●	●	●	
925/106	6	1	113 x 336	4.44 x 13.22	102 x 321 x 43	4.01 x 12.63 x 1.69	●	●	●	●	
925/107	7	1	113 x 360	4.44 x 14.17	102 x 345 x 43	4.01 x 13.58 x 1.69	●	●	●	●	
925/108	8	1	113 x 384	4.44 x 15.11	102 x 369 x 43	4.01 x 14.52 x 1.69	●	●	●	●	
925/204	4	2	205 x 192	8.07 x 7.55	194 x 177 x 43	7.63 x 6.96 x 1.69	●	●	●	●	
925/206	6	2	205 x 216	8.07 x 8.5	194 x 202 x 43	7.63 x 7.95 x 1.69	●	●	●	●	
925/208	8	2	205 x 240	8.07 x 9.44	194 x 225 x 43	7.63 x 8.85 x 1.69	●	●	●	●	
925/210	10	2	205 x 264	8.07 x 10.39	194 x 249 x 43	7.63 x 9.8 x 1.69	●	●	●	●	
925/212	12	2	205 x 288	8.07 x 11.33	194 x 273 x 43	7.63 x 10.74 x 1.69	●	●	●	●	
925/214	14	2	205 x 312	8.07 x 12.28	194 x 297 x 43	7.63 x 11.69 x 1.69	●	●	●	●	
925/216	16	2	205 x 336	8.07 x 13.22	194 x 321 x 43	7.63 x 12.63 x 1.69	●	●	●	●	
925/218	18	2	205 x 360	8.07 x 14.17	194 x 345 x 43	7.63 x 13.58 x 1.69	●	●	●	●	
925/220	20	2	205 x 384	8.07 x 15.11	194 x 369 x 43	7.63 x 14.52 x 1.69	●	●	●	●	
925/222	22	2	205 x 408	8.07 x 16.06	194 x 393 x 43	7.63 x 15.47 x 1.69	●	●	●	●	
925/224	24	2	205 x 432	8.07 x 17	194 x 417 x 43	7.63 x 16.41 x 1.69	●	●	●	●	
925/228	28	2	205 x 480	8.07 x 18.89	194 x 465 x 43	7.63 x 18.30 x 1.69	●	●	●	●	

Name tag dimensions: 14,5 x 54,5 x 2 mm - 0,56 x 2,145 x 0,07 in (H x W x D)

925

CODE / MODEL	NO. OF BTNS	NO. OF BTN ROWS	FRONT PANEL DIMENSIONS (W X H) MM	FRONT PANEL DIMENSIONS (W X H) IN	FLUSH MOUNTING BOX DIMENSIONS (W X H X D - MM)	FLUSH MOUNTING BOX DIMENSIONS (W X H X D - IN)	COAX	5 WIRES	4+N	1+N
FRONT PANELS WITH BUTTONS ONLY										
925/020	20	2	205 x 288	8.07 x 11.33	194 x 273 x 43	7.63 x 10.74 x 1.69	●	●	●	●
925/022	22	2	205 x 312	8.07 x 12.28	194 x 297 x 43	7.63 x 11.69 x 1.69	●	●	●	●
925/024	24	2	205 x 336	8.07 x 13.22	194 x 321 x 43	7.63 x 12.63 x 1.69	●	●	●	●
925/026	26	2	205 x 360	8.07 x 14.17	194 x 345 x 43	7.63 x 13.58 x 1.69	●	●	●	●
925/028	28	2	205 x 384	8.07 x 15.11	194 x 369 x 43	7.63 x 14.52 x 1.69	●	●	●	●

Name tag dimensions: 14.5 x 54.5 x 2 mm - 0.56 x 21.45 x 0.07 in (H x W x D)

ACCESSORIES FOR FRONT PANELS WITH BUTTONS ONLY

1035/25

CONVERSATION SECURITY DEVICE

One device required every 4 users; do not use in 1-row entry panels from 1 to 4 buttons.

LOUDSPEAKING UNITS

1128/500

AUDIO LOUDSPEAKING UNIT FOR 925 ENTRY PANELS, EXIGO ENTRY PANELS WITH MORE THAN 2 BUTTONS AND TITANIUM ENTRY PANELS

1035/67

AUDIO BIDIRECTIONAL OUTDOOR STATION WITH ENTRY PANEL 725 FOR 1+1 SYSTEM

It is used in entry panel mod. 925 and in brass-plated designer entry panels.

- > Colour: black
- > Power supply: 12Vac

1083/8

AUDIO MODULE FOR CUSTOM EXTERNAL PANELS, 2VOICE

Equipped with loudspeaker, microphone and external camera input. It allows for design entry panels for the 2Voice system. Input for entrance hall button and for door open sensor. Door opening and driveway gate opening output. For use with button modules 1083/17.

- > Made of plastic material
- > Fits all Prodel range entry panels and can be used on third-party entry panels
- > Equipped with camera input for making video door phone entry panels
- > Equipped with inputs for local door opening button and for door open sensor
- > Operating temperature: -10 °C/+50 °C

FRONT PANELS FOR CAMERA

725/640

COLOUR CAMERA FOR 925 OUTSIDE STATION

To complete with 925/611 camera front panel on one row or 925/612 camera front panel on 2 rows.

925/611

FRONT PANEL FOR CAMERA 925 WITH 1 ROW

Front panel for camera for entry panel mod. 925 with 1 row.

Complete with fixing wall frame and flush-mounting box. Camera 725/640 not supplied as standard.

- > Made in anodised aluminium



925/612

FRONT PANEL FOR CAMERA 925 WITH 2 ROWS

Front panel for camera for entry panel mod. 925 with 2 rows.

Complete with fixing wall frame and flush-mounting box. Camera 725/640 not supplied as standard.

- > Made in anodised aluminium



REFERENCES

ACCESSORIES

1035/25

CONVERSATION SECRECY DEVICE

One device required every 4 users; for 1+n audio and 5-wire video systems.

1742/13A

SINTHESI AND KOMBI ADAPTER DEVICE FOR VIDEO AND CCTV MODULE

The device adapts a coax video signal into a differential video signal.

> Installation on the back side of Sinthesi S2 and Sinthesi Steel camera modules

1083/17

PUSH-BUTTONS EXTENSION MODULE FOR DIGITAL SYSTEMS, SINTHESI S2 AND SINTHESI STEEL

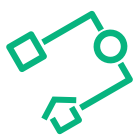
It allows the connection of 16 call buttons on Sinthesi S2 or Sinthesi Steel entry panels or customised entry panels in 2Voice and Ipercom digital systems. Up to 4 modules can be connected in cascade for a total of 64 call buttons.

> For mounting behind Sinthesi S2 and Sinthesi Steel button modules

> Equipped with two 8-wire flats for as many call buttons for a total of 16

CODE/ MODEL	COMPATIBLE FRONT PANELS	NO.OF ROWS	MATERIAL
SURFACE WALL MOUNTED HOUSING COMPLETE WITH TRIM			
725/710			
SURFACE WALL MOUNT HOUSING WITH HOOD	725/101-102	1	Alluminium
> Dimensions (W x H x D): 120 x 245 x 50 mm - 4.72 x 9.64 x 1.96 in			
> Depth including hood: 102 mm - 4.01 in			
725/711			
SURFACE WALL MOUNT HOUSING WITH HOOD	725/103-104-105-106-107-108	1	Alluminium
> Dimensions (W x H x D): 120 x 245 x 50 mm - 4.72 x 9.64 x 1.96 in			
> Depth including hood: 102 mm - 4.01 in			
> Max. height: 389 mm - 15.31 in			
725/721			
SURFACE WALL MOUNT HOUSING WITH HOOD	725/204-206-208-210	2	Alluminium
> Dimensions (W x H x D): 212 x 197 x 50 mm - 8.34 x 7.75 x 1.69 in			
> Depth including hood: 102 mm - 4.01 in			
> Max. height: 269 mm - 10.59 in			
725/722			
SURFACE WALL MOUNT HOUSING WITH HOOD	725/212-214-216-218-220-222-224-226-228 725/020-022-024-026-028-030-032-034-036	2	Alluminium
> Dimensions (W x H x D): 212 x 197 x 50 mm - 8.34 x 7.75 x 1.69 in			
> Depth including hood: 102 mm - 4.01 in			
> Max. height: 269 mm - 10.59 in			

CODE/ MODEL	COMPATIBLE FRONT PANELS	NO.OF ROWS	MATERIAL
RAIN HOODS			
725/701			
HOOD COVER FOR FLUSH-MOUNT ENTRY PANEL 925 OVER 1 ROW	725/601	1	Alluminium
It provides rain protection for single-row entry panels 925.			
> Fixing of camera unit on flush-mounting unit box			
> Dimensions (L x H): 118 x 125 mm			
725/702			
HOOD COVER FOR FLUSH-MOUNT ENTRY PANEL 925 OVER 2 ROWS	725/602	2	Alluminium
It provides rain protection for double-row entry panels 925.			
> Fixing of camera unit on flush-mounting unit box			
> Dimensions (L x H): 210 x 125 mm			



Video door phone systems

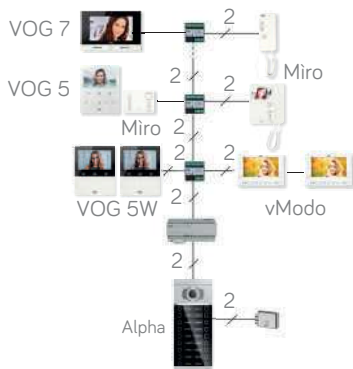
Digital video door phone systems

Systems guide

2VOICE

ADVANTAGES AND APPLICATIONS

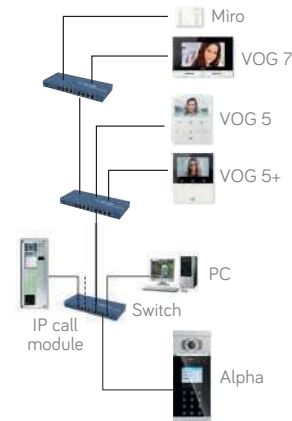
Two non-polarised wires throughout for quick and easy installation. Ideal for villas and large residential complexes alike: **16 main entrances, 32 risers, 127 users per riser column for a total of 4064 users**. Free intercom function with four monitors in parallel, integral video surveillance, second entrance management.



IPERCOM

ADVANTAGES AND APPLICATIONS

Maximum extension: no limit to the number of users, riser columns, switchboards and conversations. Optical-fibre-ready. Ideal for large residential compounds with high integration needs (access control, switchboards, intrusion alarm systems, video surveillance systems, intercom systems). Self-diagnostic system for checking system state.



COMPARISON TABLE

> No. of users	4064	1000 (4000 through the use of 1060/1)
> Distance between call module and apartment station	1000 m	No limit
> Mixed audio/video	YES	YES
> Conversation privacy	YES	YES
> Intercom	YES	YES
> Main/secondary doors	16 main + 64 secondary	Within the limit of the 1000 devices (or 4000 using at least 1 1060/1)
> Access control integration	YES	YES
> PABX connection options	YES	NO
> Compatibility with video surveillance system	YES	YES
> Technological alarm compatibility	NO	YES
> Switchboard	YES (1)	YES (10)
> Use of existing wiring	YES	NO (it isn't an IP net)
> Type of wire	1083/94 (not mandatory) (100 m) 1083/92 (200 m)	IP cable
> Kit	1783 series	YES

APPLICATIONS

> Small systems	YES	YES
> Medium systems	YES	YES
> Large systems	-	YES

INDOOR STATIONS

CALL FORWARDING

ENTRY PANELS

VIDEO DOORPHONE SYSTEMS

SYSTEM'S ACCESSORIES

ACCESS CONTROL

COMMUNICATION KITS









YOKIS SMART HOME

TELEPHONY

SALES NETWORK

Compatibility table apartment stations

SYSTEMS WITH A LOW NUMBER OF WIRES

		2VOICE	IPERCOM
VOG 7		YES	YES
VOG 5W E 5+		YES	YES
VOG 5		YES	YES
MAX 10		NO	YES
1741/1 BASIC		NO	YES
VMODO		YES	NO
MÌRO HANDS-FREE		YES	YES
MÌRO		YES	NO

Compatibility table entry panels

SYSTEMS WITH A LOW NUMBER OF WIRES

		2VOICE	IPERCOM
ALPHA		YES	YES
SINTHESI STEEL		YES	YES
ELEKTA STEEL		YES	YES
SINTHESI S2		YES	YES
> EXIGO > EXIGO DIGITAL > TITANIUM > ALLINOX		YES	YES
925		YES	NO

INDOOR STATIONS

CALL FORWARDING

ENTRY PANELS

VIDEO DOORPHONE SYSTEMS

SYSTEM'S ACCESSORIES

ACCESS CONTROL

COMMUNICATION KITS

YOKIS SMART HOME

TELEPHONY

SALES NETWORK

2Voice system



The non-polarized two-wire video-doorphone system with the highest performance in the category. Both for standard video-doorphone and additional

functions: intercom, exchange or staircase light control. A perfect system for installations of all sizes: from villas to residential complexes. Ideal also for renovations.

SET UP EASILY WITH THE NEW URMET VIDEO DOOR PHONE SYSTEM CONFIGURATOR



From villas to large residential complexes

A perfect system for installations of all sizes: from villas, to apartment buildings, through to detached home complexes and large multi-building residential complexes.



Perfect for renovations

Uses existing wiring: faster work and possibility of installing innovative, integrated technology solutions also in antique buildings, with no need for masonry work.



Advantages for installer and user

Unparalleled ease of installation, can't-go-wrong concept, fast maintenance (even with installation live); no service interruption in the event of a short-circuit as branch protection keeps riser operating.

2VOICE SYSTEM

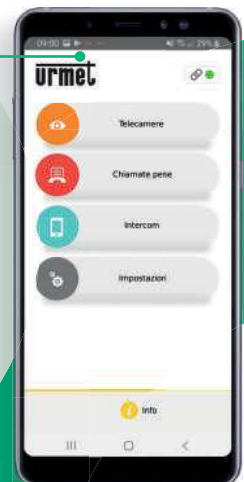
Communication and security in a single system providing these functionalities:

- > Intercom
- > Concierge
- > Video surveillance
- > Door alarm warning
- > Second entry control
- > Additional services
- > Tone selection
- > Telephony



URMET CALL ME

Urmec **CallMe** App for the end user allows video doorphone calls to be forwarded to smartphones. From the App you can answer your video doorphone, open the door and the driveway and, if necessary activate the MUTE function of the microphone.



2Voice: lots of functions that are really useful to customers

Communication and security in a single system



Intercom

- > Up to four parallel connected monitors per apartment with free intercom
- > Multiple wiring configurations; series, star or mixed
- > Wide communication links point to point for the indoor stations whether or not they are within the same apartment



Concierge

- > Calls from outdoor station can be taken at the concierge lodge and transferred to individual indoor stations
- > Users can call concierge at any time
- > Call transfer to cordless phones



Video surveillance

- > Image from individual camera (max 4) can be viewed directly in the apartment on the doorphone monitor.



Door alarm warning

A light indicator on the video-doorphone indicates when the entry door was not closed properly (function can be disabled).



Second entry control

2Voice outdoor station incorporates a relay that can be used to operate a driveway gate or a second entry, and can be controlled remotely from the indoor stations



Additional services

The system can be equipped with an additional service with no need to add any devices, such staircase or outside stairs light control, garden irrigation system or any other desired service.



Tone selection

- > All 2Voice indoor stations provide call volume control
- > The Mute function turns off audio and muted mode is indicated on the device
- > Broad choice of tones and ring tones that can be associated to different call types (floor call, call from concierge or outdoor station)



Telephony

Possibility to interface with a Pabx or telephones, including wireless phones in the apartment.

2Voice system



BASIC ELEMENTS

1083/17

PUSH-BUTTONS EXTENSION MODULE FOR DIGITAL SYSTEMS, SINTHESI S2 AND SINTHESI STEEL

It allows the connection of 16 call buttons on Sinthesi S2 or Sinthesi Steel entry panels or customised entry panels in 2Voice and Ipercom digital systems. Up to 4 modules can be connected in cascade for a total of 64 call buttons.

- > For mounting behind Sinthesi S2 and Sinthesi Steel button modules
- > Equipped with two 8-wire flats for as many call buttons for a total of 16

1168/17

PUSH BUTTONS ADAPTER ON ALPHA LOUDSPEAKER UNITS FOR NON ALPHA PANELS, 2VOICE

It allows the ALPHA audio and audio/video outdoor station electronics to be used inside design units or other entry panels. The module accepts up to 8 buttons. Up to 11 modules are possible per entry panel.

- > To be mounted behind third-party entry front panels
- > Equipped with two 4-wire flats for as many call buttons for a total of 8
- > Up to 11 modules can be cascaded with pre-wired flats supplied per single entry panel
- > Dimensions (W x H x D): 64 x 45 x 20 mm



1083/20A

POWER SUPPLY UNIT FOR THE 2VOICE SYSTEM

Power supply unit for the 2Voice system. DIN rail mount (10 modules).

- > Power supply: 110-230 Vac 50 / 60 Hz
- > Power: 80 W
- > Operating temperature: -10 ÷ + 35 °C
- > Dimensions (W x H x D): 180 x 80 x 90 mm (10 DIN modules)



1083/23

2VOICE RISER POWER SUPPLY UNIT

Compact riser power supply unit for the 2Voice system. DIN rail mount (6 modules).

- > Power supply: 110-230 Vac 50 / 60 Hz
- > Power: 60 W
- > Operating temperature: - 10 ÷ + 50 °C
- > Dimensions (W x H x D): 108 x 60 x 90 mm (6 DIN modules)



1083/41A

GATEKEEPER LODGE EXCHANGE, 2VOICE SYSTEM

Desktop terminal for stations manned by an exchange operator. It allows taking the calls from the 2Voice system main entry panels, making calls to all system users and receiving calls from them. Equipped with a 10" touch-screen display and handset connected to the structure; 5 physical buttons to replicate the most frequently used functions and a large button for switching on and off as well as for signalling the day/night operating status. The large display allows the images of the outdoor camera to be shown during the call. Power supply unit supplied as standard.

- > 10" touch-screen display with 1024/600 pixel resolution
- > It connects to the output of a 4-user distributor 1083/55 (not supplied).
- > Powered at 24Vdc with the supplied power supply unit 1723/22.
- > Equipped with an output for call repetition on an external ring tone.
- > Dimensions (W x H x D): 390 x 240 x 185 mm



1083/53

RISER DISTRIBUTOR, 2VOICE SYSTEM

The riser distributor allows a secondary riser or staircase to be managed in a system with main inputs and secondary staircase or building entry panels and allows having separate conversations for the riser.

The riser distributor is equipped with 2 separate riser outputs on which to connect users.

DIN rail mount (4 modules). It requires power supply via a 1083/20A or 1083/23

- > DIN rail mounting
- > Dimensions of 4 modules
- > Operating temperature: -5 °C +45 °C



REFERENCES

BASIC ELEMENTS

1083/50

RISER INTERFACE, 2VOICE SYSTEM

The riser interface allows a secondary riser or staircase to be managed in a system with main inputs and secondary staircase or building entry panels. It allows separate riser conversations. The interface is equipped with 4 separate riser outputs on which to connect users. Auxiliary relay output for door opener. DIN rail mount (10 modules). It requires power supply via a 1083/20A or 1083/23.

- > DIN rail mounting
- > Dimensions of 10 modules
- > Operating temperature: -5 °C +45 °C



1083/55

4-USER DISTRIBUTOR, 2VOICE SYSTEM

The 2Voice floor distributor is equipped with 4 outputs for as many users and a short-circuit protection on the outputs to isolate the individual distributor while allowing the rest of the system to operate normally.

- > Dimensions (W x H x D): 45 x 45 x 16 mm - 1.77 x 1.77 x 0.62 in
- > Protection against short circuits on the outputs



1083/75

OUTDOOR STATION INTERFACE, 2VOICE SYSTEM

The interface allows 2Voice systems to be set up in which there are up to 4 main entry panels common to all users and secondary staircases with or without dedicated staircase entry panels. It requires 2 power supply units 1083/20A. DIN rail mount (10 modules).

- > It requires 2 power supply units 1083/20A
- > Consumption in stand-by mode: 40 mA
- > Max. consumption: 100 mA
- > Dimensions (W x H x D): 180 x 80 x 90 mm (10 DIN modules)



1083/76

EXTERNAL PANEL HUB, 2VOICE SYSTEM

It allows 2Voice systems to be set up for use with 5 to 16 main call stations common to all users. To be used combined with 2 to 4 1083/75 modules. DIN rail mount (10 modules).

- > It must be powered by a 1083/20A.
- > Consumption in stand-by mode: 40 mA
- > Max. consumption: 100 mA
- > Dimensions (W x H x D): 180 x 80 x 90 mm (10 DIN modules)



1083/87

ANALOGUE INTERFACE FOR INTERNAL PABX CONNECTION FOR 2VOICE SYSTEM

The door phone interface Ref. 1083/87 allows connection of a 2Voice system to a PBX analogue extension input or to a PSTN analogue telephone line. This device allows managing a door phone call from a call station directly via a telephone. Using DTMF codes, it is possible to: answer an audio door phone call, open the door, open the driveway and send activation codes to a special decoder.

- > Supply voltage (LINE IN): 36 ÷ 48 V
- > Power consumption (LINE IN): @ 48 V
- > Standby mode: max 15 mA
- > Operation: max 40 mA
- > Operating temperature: -5 °C ÷ + 45 °C
- > Dimensions (W x H x D): 71 x 60 x 90 mm (4 DIN modules)



1083/94

CABLE FOR 2VOICE SYSTEM, 100 M

- > 2 x 0.5 mm²
- > Outside diameter 5.8 mm
- > 100-m coil



1083/92

CABLE FOR 2VOICE SYSTEM, 200 M

- > 2 x 1 mm²
- > Outside diameter 6.5 mm
- > 200-m coil



2Voice system



BASIC ELEMENTS

1083/69

CCTV VIDEO SWITCH, UP TO 4 CAMERAS, 2VOICE

It allows having up to 4 surveillance cameras connected to an entry panel with additional video input. The cameras can be displayed on the 2Voice video door phones. DIN rail mount (6 modules).

- > Preset for DIN rail mount
- > Dimensions: 6 DIN modules. Absorption: 10 mA (1 CU)



1783/69

CCTV INTERFACE FOR 2VOICE SYSTEMS

- > It can be connected directly to a 2Voice riser upright or to an input of a 1083/50 or 1083/53 interface
- > DIN rail mounting
- > 6 DIN module size



1083/80

ACTUATOR RELAY, 2VOICE SYSTEM

The relay allows additional services to be activated in connection with events on the 2Voice system, such as switching on lights following door opening or opening an additional doorway. The services can be activated in connection with events on the system or as a result of pressing a button on the door phone or video door phone freely. The contact can be operated in monostable with timing or bistable mode.

- > Max. consumption: 30 mA
- > Operating temperature: -10° + 50° C
- > Max. power on relay contact: 30Vdc 5A - 230Vac 5A
- > Dimensions (W x H x D): 108 x 90 x 68 mm (6 DIN modules)




1083/59

IPERCOM-2VOICE GATEWAY

Interface for mixed Ipercom - 2Voice installations.

It allows installations with IP common parts and 2Voice staircase risers.

- > PoE power supply on IP side and with 1083/20A power supply unit on 2Voice side
- > Max. consumption on 2Voice side: 80 mA
- > Operating temperature: -5 ÷ +45 °C
- > Dimensions (W x H x D): 140 x 90 x 60 mm (8 DIN modules)

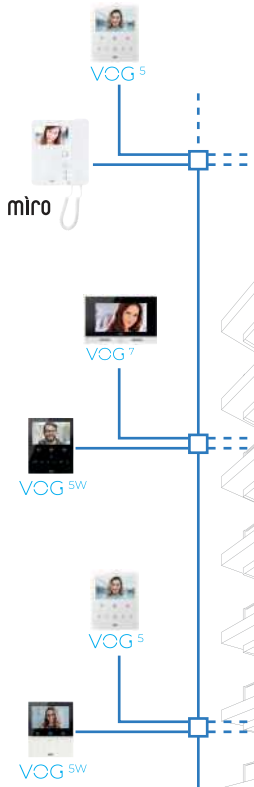


For more information on panels or video door phone please refer to relative sections.

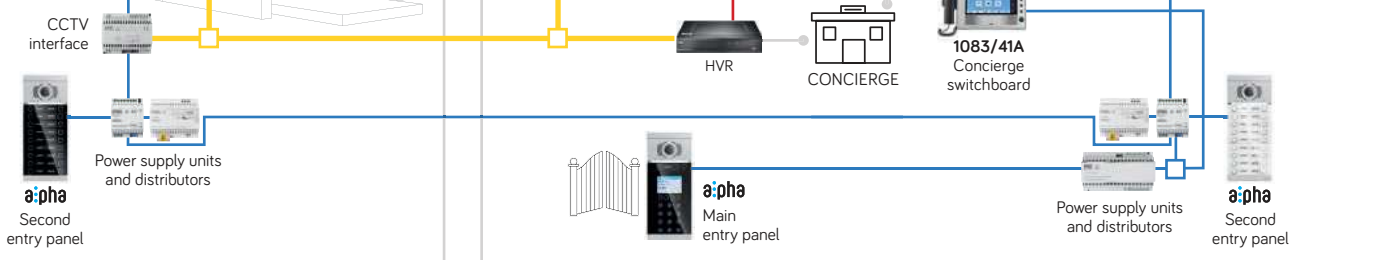
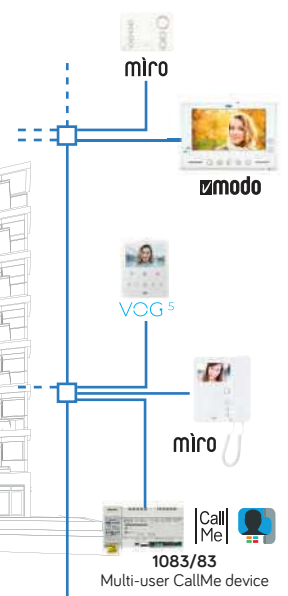
Apartment building 2Voice residential application layout

- 2 WIRES
- IP
- ⋯ WIRELESS
- ⊡ Wi-Fi
- COAX
- DISTRIBUTORS

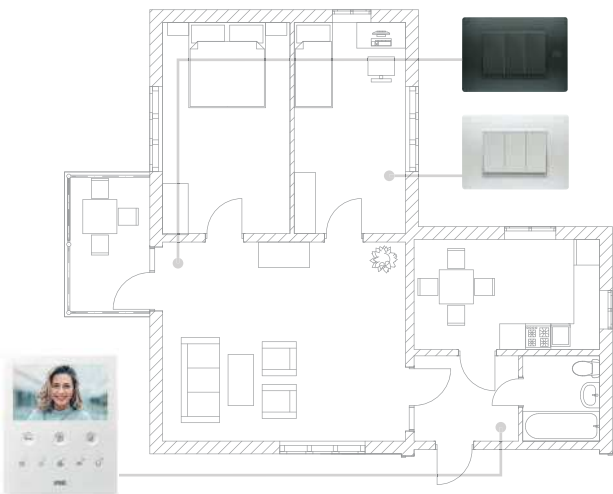
STAIRCASE 1: STANDARD SYSTEM



STAIRCASE 2: SYSTEM WITH MULTI-USER CALL FORWARDING

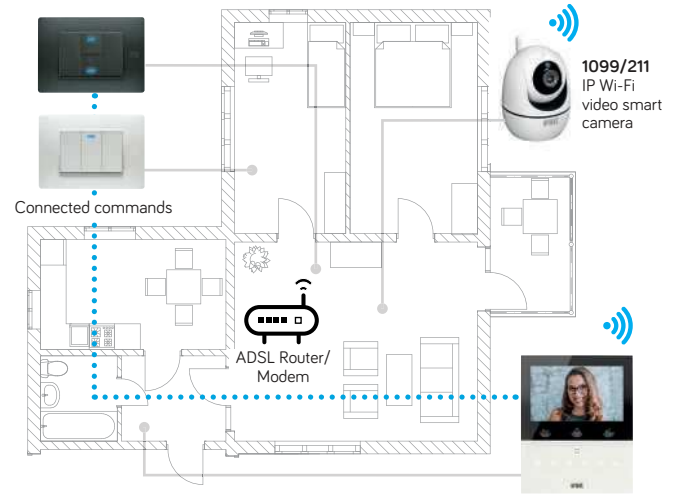


SINGLE APARTMENT



1760/6
VOG 5 Video door phone

SINGLE APARTMENT WITH SMART HOME FUNCTIONS



1760/16
VOG 5W Video door phone

INDOOR STATIONS
CALL FORWARDING
ENTRY PANELS
VIDEO DOORPHONE SYSTEMS
SYSTEM'S ACCESSORIES
ACCESS CONTROL
COMMUNICATION KITS
YOKIS SMART HOME
TELEPHONY
SALES NETWORK

IPerCom system



The digital system entirely over CAT5/5e/6 cable or fiber optics, for building communication and security: video surveillance, access control, lift control and concierge. A server is not required. 1 wire for the whole system. Unlimited extension, risers and functions. Integrated

functions connected to video-doorphone service. All devices and functions are installed directly in the system, with no need for additional wiring. Easy installation and programming of the system, no need for specific skills or additional devices.



System's strengths:

- Easy to install within existing IP networks, without network setup or configuration on routers
- High number of main and secondary outdoor stations and more contemporary conversations
- IP camera display images connected to the same network and relay activation for additional services (eg. switching on lights, entry / exit management)
- Double level of security with separate passwords for the system administrator and for the installer; all the data flow is encrypted
- Each IPerCom user can benefit from the Urmet CallMe app which can forward video doorphone calls to the user's smartphone

IPERCOM SYSTEM ALLOWS INSTALLERS TO

- > Support up to 1000 IP devices
- > Work on existing networks with other devices already installed
- > Configure with the IPerCom Configurator program (already on the Max video door phone), also available for Android and MS Windows.



URMET CALL ME

Urmet **CallMe** App for the end user can forward a video doorphone call to smartphones. From the APP you can answer your video doorphone, open the door and the driveway and, if necessary activate the MUTE function of the microphone.



REFERENCES

BASIC ELEMENTS

1060/41

CONCIERGE ON PC FOR IPERCOM, IPERCOM SYSTEM

Implements the concierge function using a Personal Computer with Windows OS and a specific software application. The PC must be equipped with an audio card, in order to perform audio communications with the call modules and the terminals inside the apartments. These communications can be carried out by the door phone provided (connected to the PC USB port and audio mini-jack connectors) or by a headset with microphone (in this case, the USB port is not needed). A "touch-screen PC" can be used to manage the switchboard.



1039/44

POE SWITCH 4 + 4 PORTS

It features 4 LAN uplink ports and 4 PoE ports.

It allows 15W to be supplied simultaneously to 4 devices connected to the 4 PoE ports.

Suitable for all devices in the Ipercom line.

60W power supply unit supplied as standard.

> 4 15 W PoE Ethernet ports operating simultaneously

> 4 10-100 Mbit/s Ethernet ports

> Power supply: via power supply unit supplied as standard (in: 110-230 Vac out: 48 Vdc - 1.25 A)

> Operating temperature: 0° ÷ +40°C

> Dimensions (W x H x D): 172 x 28 x 98 mm

> Installation: tabletop or fixed to the wall



1060/48

ALPHA VIDEO OUTDOOR STATION FOR IPERCOM SYSTEM

IP video/audio module dedicated to the IPERCOM system.

Equipped with a wide-angle colour camera with area illumination and twilight sensor.

System status indication via three LEDs and corresponding backlit icons. PoE power supply.

Pre-wired adapter cable to RJ45 female connector supplied as standard.

To be completed with designer front plate 1168/14x.

It can be used in physical button entry panels or as an outdoor station for a digital call module with display and keypad.

> Camera with 720p resolution

> PoE power supply

> Dimensions (W x H x D): one Alpha module 119 x 89 x 32 mm



1060/74

SINTHESI STEEL 2-BUTTON VIDEO OUTDOOR STATION FOR IPERCOM SYSTEM

Audio and video IP outdoor station. Equipped with 2 call buttons, wide-angle camera, management of 2 locks, input for open door sensor.

Possibility to increase the number of buttons up to 32 with modules 1158/82 and 1158/84.

> PoE power supply

> 2-module Sinthesi Steel dimensions



1060/84

ACTUATOR RELAY, IPERCOM SYSTEM

The IP relay actuator module is equipped with two output contacts and two inputs. Two auxiliary services can therefore be controlled either locally via the two inputs or from other IperCom devices by programming keys or functional icons on the displays of the touchscreen devices. The two outputs can work either in bistable or timed monostable mode. The inputs can also be connected to detection sensors to generate consequent signalling events or complex scenarios. The inputs and outputs can be independent of each other and functionally unrelated. This provides for a true building automation capability for the IperCom system.

> PoE power supply

> Maximum load that can be switched on the relays: 30Vdc 5A or 230Vac 5A

> Wall mounting with 6mm dowels (not supplied)



IPerCom system



BASIC ELEMENTS

1060/86

SINTHESI STEEL PROXIMITY KEY READER MODULE FOR IPERCOM

IP reader head module for proximity keys. Equipped with output for lock activation with capacitive discharge and timed hold current, a relay contact (NO-NC) for driveway lock activation, input for local lock control and input for door open sensor. Sinthesi Steel. Ipercom system.

> Compatible with Mifare Plus keys, model 1125/52 and 1125/53

> PoE power supply.

> Size: 1 Sinthesi S2 module



1060/1

IPERCOM SYSTEM SERVER

Optional server for IPerCom IP system to extend system capacity up to 4000 connected IP devices, to have remote management and to store system event log.

> Dimensions (W x H x D): 134 x 44 x 95 mm



1060/37

IPERCOM SYSTEM INTERFACE FOR LIFTS

IP device equipped with 24 relays to interface the Ipercom system with lift control units. There is also an RS485 port for possible data integration with the control units.

Equipped with an emergency input and a fault signalling output.

> Operating temperature: -10 °C ÷ +50 °C

> Dimensions (W x H x D): 216 x 90 x 64 mm (12 DIN modules)



1060/43

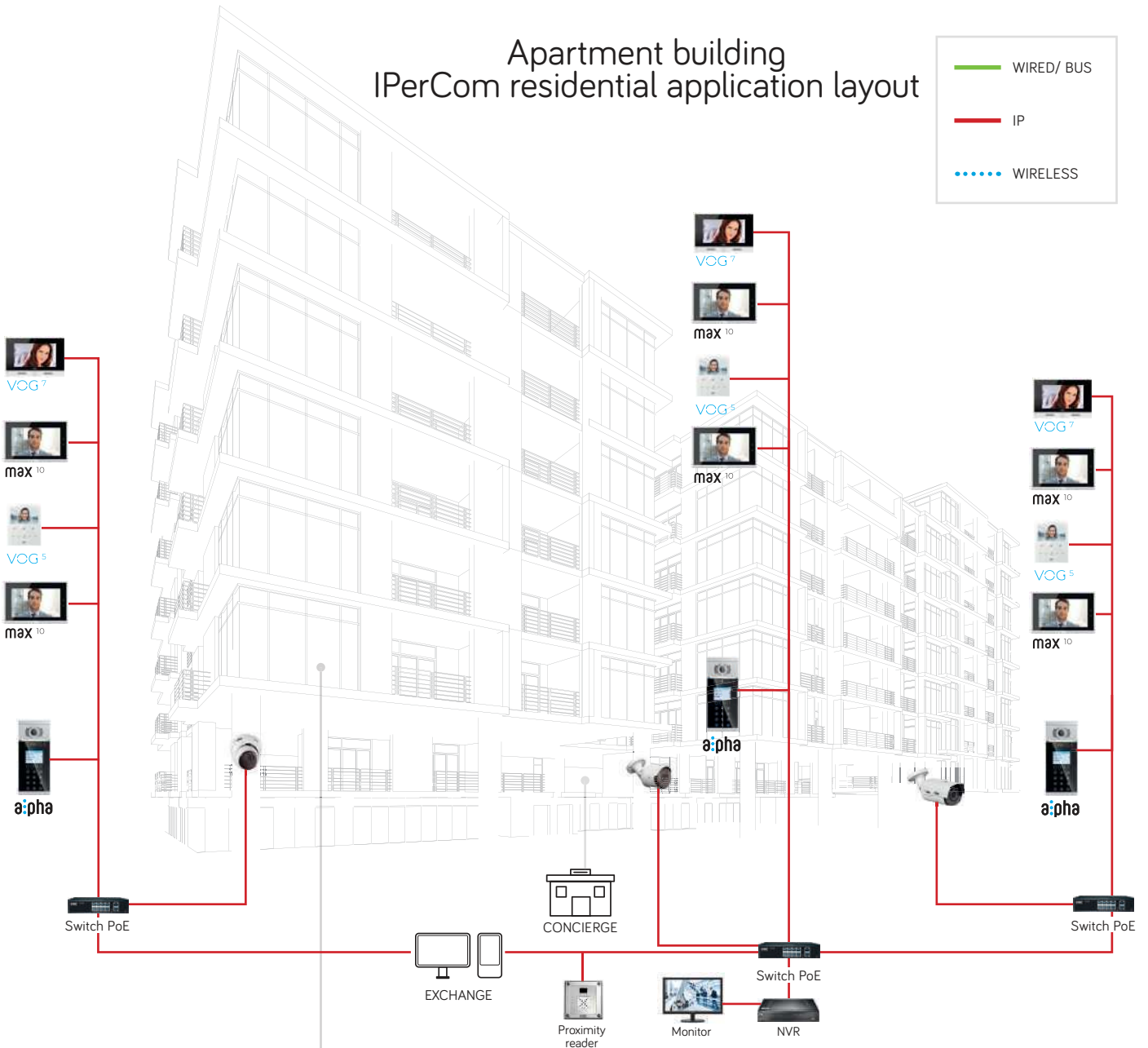

SOFTWARE FOR VIDEO DOOR PHONE SERVICE ON WINDOWS PC FOR IPERCOM SYSTEM

USB dongle with installation software to use the IP video door phone service on a Windows PC.

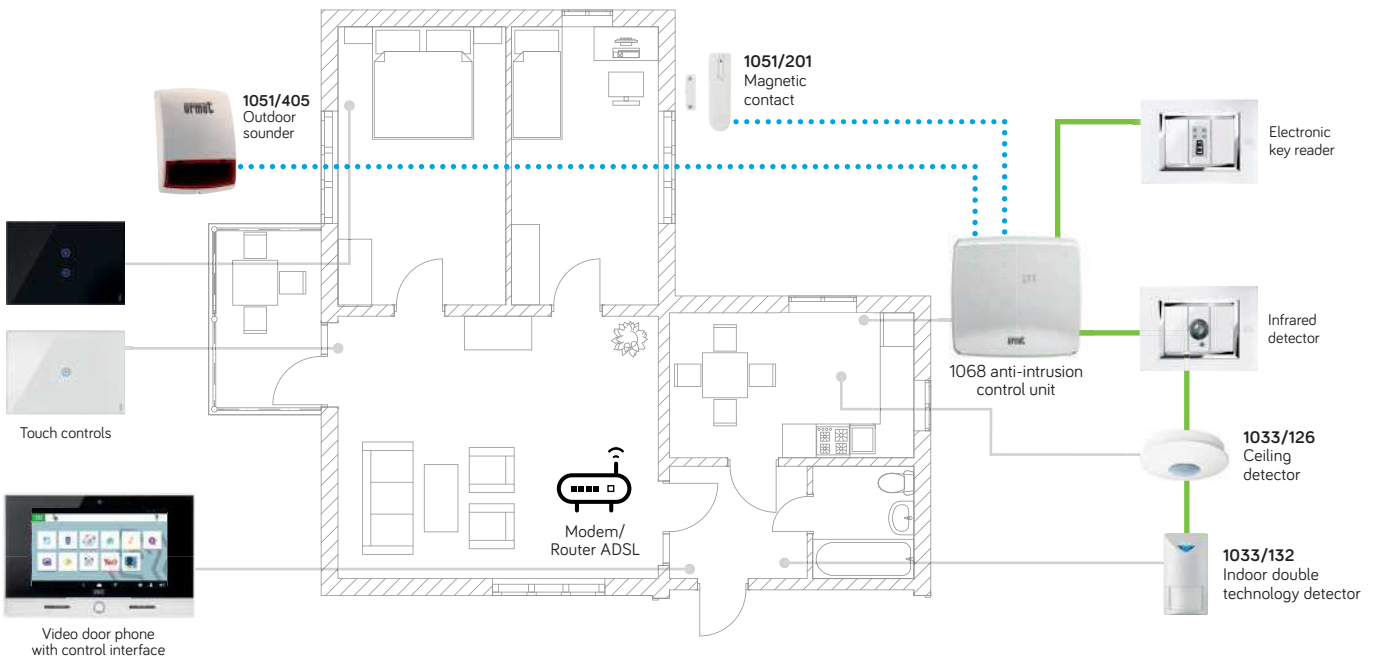
> Compatible with Windows operating system from version 7 onwards

> It works on IPerCom system from version 2.1.0

Apartment building IPerCom residential application layout

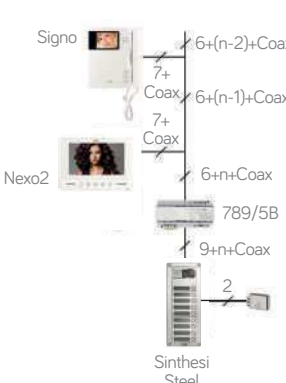
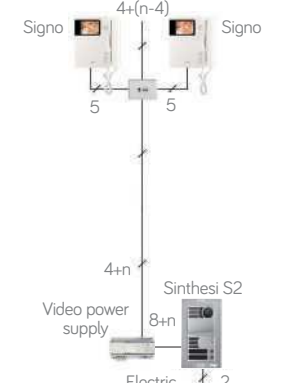
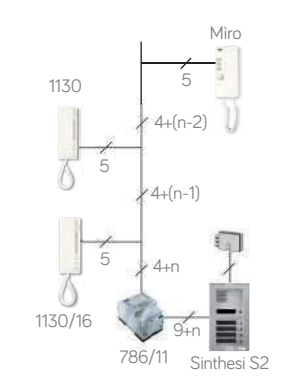
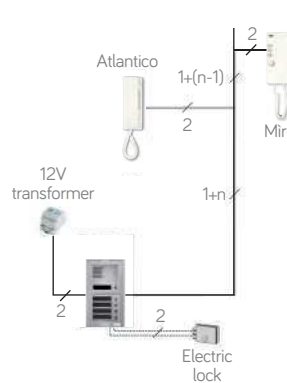


SINGLE APARTMENT



Analogue Video door phone systems

Systems guide

ANALOGUE VIDEO SYSTEM		ANALOGUE AUDIO SYSTEM	
COAX	5 WIRES	4+N	1+N
FEATURES Large distances between camera and monitors. 4+n doorphone with electronic call are used. Very high number of configurations with b/w and colour video doorphones.		FEATURES Traditional and electronic call doorphone are used. Systems with intercom service and conversation privacy function to door unit and systems with several automatically switching entrances can be made.	
			
			
			

COMPARISON TABLE

> No. of users	20			
> Distance between call module and apartment station	300 m	200 m	300 m	200 m
> Mixed audio/video	YES	YES	NO	NO
> Conversation privacy	NO	YES	NO	YES
> Intercom function	YES	NO	YES	NO
> Main/secondary doors	4 main or 1 main + No. secondary	4 main	4 main or 1 main + No. secondary	4 main
> Access control integration	YES			
> Possible connection of Scaitel telephone switchboard	YES	NO	YES	YES
> Compatibility with video surveillance system	NO			
> Technological alarm compatibility	NO			
> Switchboard	NO			
> Use of existing wiring	YES			
> Wire	Coax Rg59 + door phone cable	Door phone cable	Door phone cable	Door phone cable
> Kit	1748 series	1748 - 956 series	1122 - 1150 series	NO

APPLICATIONS

> Small systems	YES
> Medium systems	YES
> Large systems	NO





Power supply units / accessories

	DIN MODULES	
DOOR PHONE POWER SUPPLY UNITS		
786/11		
POWER SUPPLY UNIT FOR 2VA-230V DOOR PHONE SYSTEM Power supply unit for 4+n audio systems with both traditional and electronic call function. It is equipped with network protection in case of short circuit, 2 differentiated and enhanced call generators to call 4 electronic door phones in parallel without adding any additional device. > Power supply 230Vac 50/60Hz > Transformer power: 28 VA > Dimensions: (W x H x D) 54 x 61 x 90 mm (3 DIN modules)	3	
786/15		
POWER SUPPLY UNIT WITH DUAL NOTE GENERATOR FOR INTERCOM SYSTEMS FOR 4+N SYSTEM Power supply unit for 4+n audio systems with both traditional and electronic call function. The power supply unit handles 2 inputs or one input and intercom service in automatic switching. It is equipped with protection in case of short circuit, 2 differentiated and enhanced call generators to call 4 electronic door phones in parallel without adding any additional device and 3 switches to allow switching between services and ensure conversation privacy. > Power supply 230Vac 50/60Hz > Transformer power: 28 VA > Relay contact range: 12Vac 2A > Dimensions: (W x H x D) 108 x 61 x 90 mm (6 DIN modules)	6	
VIDEO DOOR PHONE POWER SUPPLY UNITS		
789/5B		
BASIC VIDEO DOOR PHONE 230V 50HZ POWER SUPPLY UNIT FOR UP TO 4 USERS Power supply unit for video door phone systems with electronic call function. It is equipped with self-resetting PTC protection, adjustable timer and enhanced note generator that allows up to 4 devices to be called in parallel without added devices. It can also simultaneously turn on up to 2 monitors. > Power supply: 230 Vac - 50 Hz > Transformer power: 38 VA > Timer: 45 - 180 sec > Relay contact range for lock: 5A @ 12Vac > Dimensions (W x H x D): 180 x 75 x 97 mm (7 DIN modules)	10	
789/3		
VIDEO DOOR PHONE POWER SUPPLY UNIT FOR 3 ADDITIONAL MONITORS Suitable for both coax and 5-wire analogue video systems. > Power supply 230Vac 50Hz > Power 35W > Operating range: -10°/+45° C > Dimensions (W x H x D): 126 x 96 x 75 mm (7 DIN modules)	7	

NOTE: Type-approval IMQ-CE - CEI EN 60065
(except for code 786/11 which is IMQ-CE-VDE CEI EN 60065 approved)





Compatibility table apartment stations

VIDEO AND AUDIO ANALOGUE SYSTEMS

		COAX/4+N	5 WIRES/1+N
SIGNO		YES	YES
NEXO2		YES	YES
MIRO		YES	YES
1130		YES	NO

Compatibility table entry panels

VIDEO AND AUDIO ANALOGUE SYSTEMS

		COAX/4+N	5 WIRES/1+N
SINTHESI STEEL		YES	YES
SINTHESI S2		YES	YES
<ul style="list-style-type: none"> > EXIGO > EXIGO DIGITAL > TITANIUM > ALLINOX 		YES	YES
925		YES	YES

INDOOR STATIONS

CALL FORWARDING

ENTRY PANELS

VIDEO DOORPHONE SYSTEMS

SYSTEM'S ACCESSORIES

ACCESS CONTROL

COMMUNICATION KITS

YOKIS SMART HOME

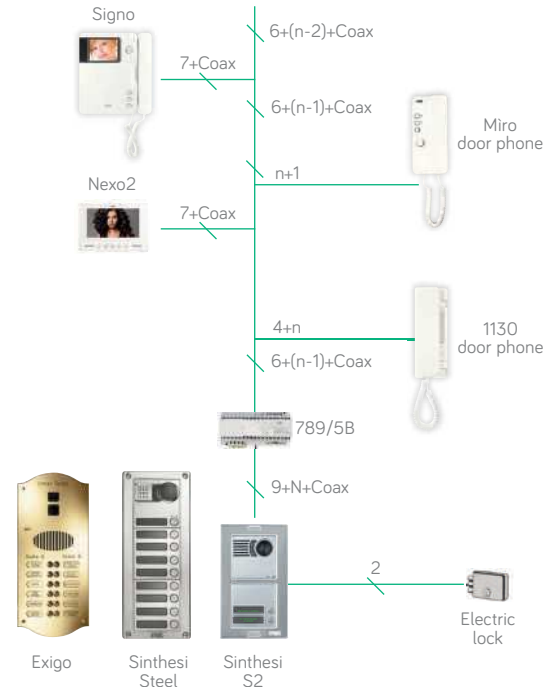
TELEPHONY

SALES NETWORK

Video analogue systems

COAX SYSTEM

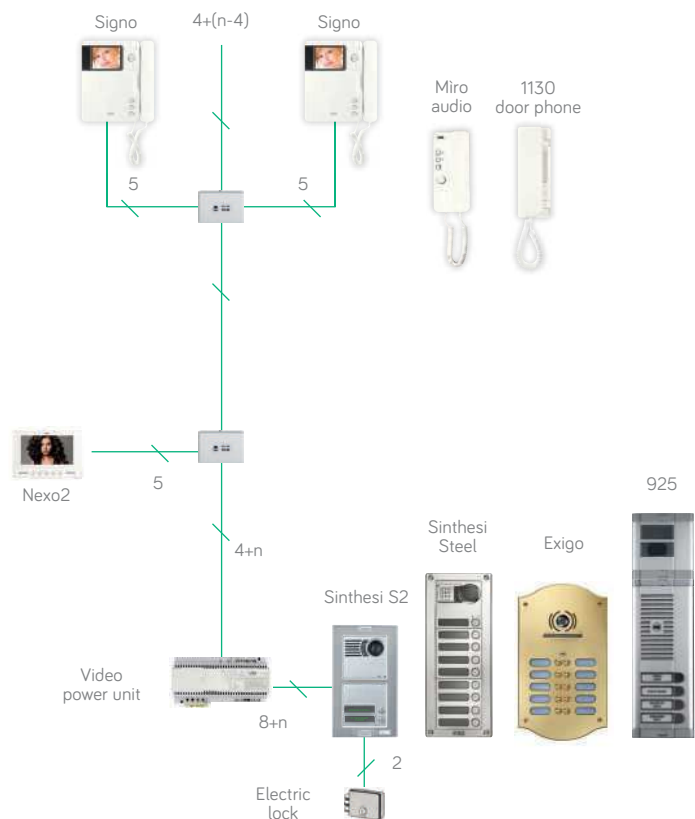
In **systems with coaxial cable**, 4+n door phones with electronic call are used, and it is possible to arrange many configuration combinations, both with b/w and colour video door phones. The coaxial cable can cover long distances between the camera unit and monitors and allows to arrange the same type of systems used with 4+n audio system.



5-WIRE SYSTEM

The **5-wire system**, deriving from the 1+n audio system, is suitable to transform 4+n audio systems into video systems without adding the coaxial cable and other wires inside the riser.

Conversation privacy guaranteed towards outdoor panel or multiple entrance in automatic switching system.

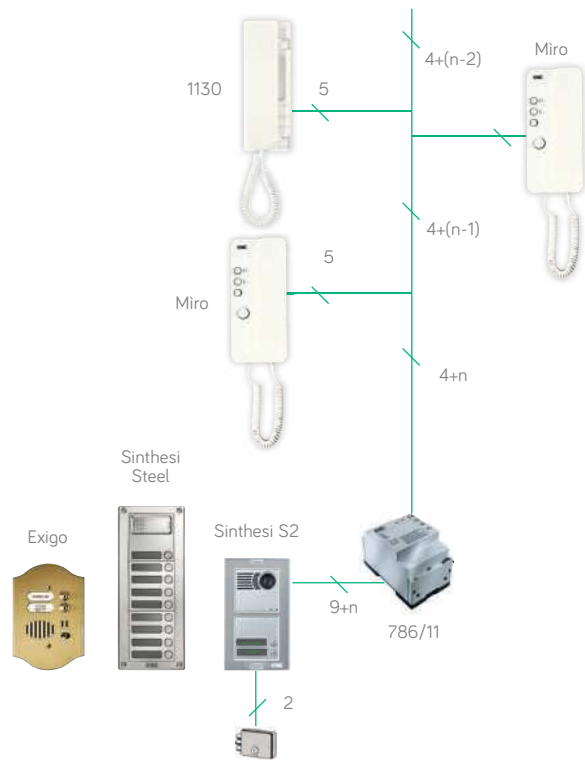


Audio analogue systems

4+N SYSTEM

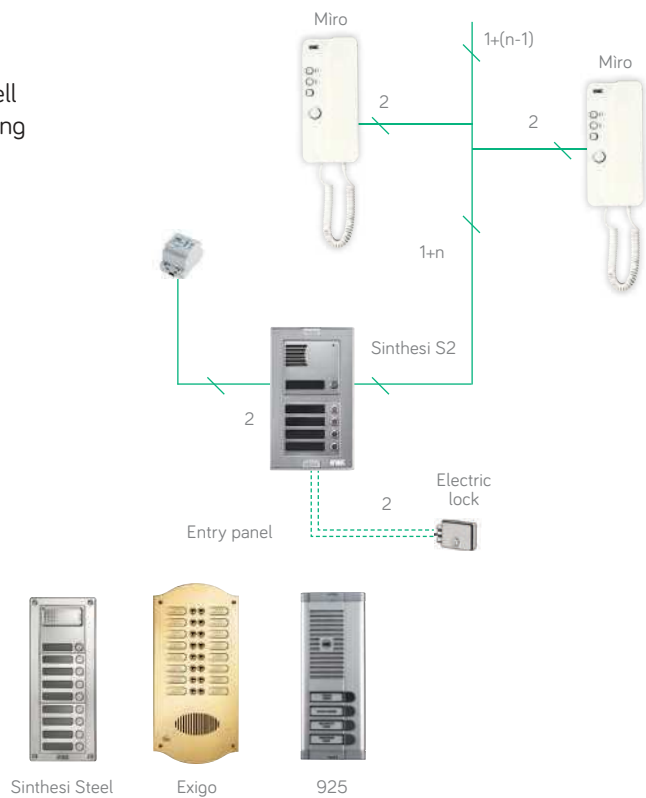
With **4+n systems** it is possible to create a system using 4 common wires plus "n" wires inside the riser, where "n" is the number of calls to manage.

Furthermore, the **4+n system** allows for door phones to be used with traditional call (on 12 Vac buzzer) or with electronic call (the loudspeaker of the same door phone is used to emit the calling sound) and to build systems in which the intercom service with conversation secrecy towards the outdoor station or systems with multiple inputs and automatic switching are required.



1+N SYSTEM

The **1+n system** is ideal for transforming a typical door bell system into a complete doorphone system without needing to add wires to the riser column. Conversation privacy is guaranteed between apartments.








INDOOR STATIONS
CALL FORWARDING
ENTRY PANELS
VIDEO DOORPHONE SYSTEMS
SYSTEM'S ACCESSORIES
ACCESS CONTROL
COMMUNICATION KITS
YOKIS SMART HOME
TELEPHONY
SALES NETWORK






System's accessories



Accessories

	DIN MODULES	
RELAY BOXES, TONE GENERATORS, TIMERS AND LINE PROTECTIONS		
788/51 AUTOMATIC SWITCHING ACTUATOR RELAY FOR 2 AUDIO/VIDEO OUTDOOR STATIONS IN 4+N SYSTEMS The device can manage 2 Audio/Video outdoor stations or one Audio/Video outdoor station plus intercom service in automatic switching. It is equipped with 5 switches that guarantee conversation privacy for each individual service. > Power supply: 12Vac > Dimensions (W x H x D): 108 x 61 x 90 mm (6 DIN modules)	6	
788/54 AUTOMATIC SWITCHING ACTUATOR RELAY FOR 4 VIDEO OUTDOOR STATIONS IN 5-WIRE AND COAX SYSTEMS The device can manage up to 4 Audio/Video outdoor stations or up to 3 Audio/Video outdoor stations plus intercom service in automatic switching. It is equipped with 5 switches that guarantee conversation privacy for each individual service. > Power supply: 12Vac > Dimensions: (W x H x D) 216 x 64 x 90 mm (12 DIN modules)	12	
788/58 AUTOMATIC SWITCHING ACTUATOR RELAY FOR 4 AUDIO OUTDOOR STATIONS IN 4+N SYSTEMS The device can manage up to 4 Audio outdoor stations or up to 3 Audio outdoor stations plus intercom service in automatic switching. It is equipped with 5 switches that guarantee conversation privacy for each individual service. > Power supply: 12Vac > Dimensions: (W x H x D) 108 x 61 x 90 mm (6 DIN modules)	6	
788/52 MONOSTABLE ACTUATOR RELAY WITH TWO SWITCHES The device is equipped with 2 switches that allow you to repeat the call on other devices or activate a second additional service. > Power supply: 12Vac > Dimensions: (W x H x D) 54 x 64 x 90 mm (3 DIN modules)	3	
788/22 AUXILIARY ACTUATOR RELAY WITH CALL REPEATER FOR 4+N AND 5-WIRE SYSTEM Compact relay circuit that can be installed inside the door phone. Used to repeat the call in traditional and electronic door phone systems. > Power supply 12 Vac	-	

Accessories

		DIN MODULES	
RELAY BOXES, TONE GENERATORS, TIMERS AND LINE PROTECTIONS			
1032/81	<p>TIMER FOR ELECTRIC LOCK</p> <ul style="list-style-type: none"> > It allows activating an electric lock for a set time from 1 to 30 seconds > Operation with both normally open and normally closed contact > Max. output current: 170 mA > Temperature range: -10 °C/+45 °C > Dimensions (W x H x D): 72 x 75 x 90 mm (4 DIN modules) 	4	
1382/85	<p>POWER SUPPLY SURGE OR ATMOSPHERIC EVENT PROTECTION</p> <p>The protection device is a PBX accessory which is triggered in case of overvoltage, typically generated by atmospheric events or interferences on the power supply. The protection device must be installed on the power supply line upstream the system to be protected. For maximum effectiveness, we recommend using it in combination with the UTD 1382/80 mains filter for their complementary action.</p> <ul style="list-style-type: none"> > Device designed and manufactured in accordance with European standards EN61643-11/A11 > Test class: 3 > Installation: surface wall-mount or DIN rail, 2 modules > Dimensions (W x H x D): 36 x 90 x 57 mm 	2	
9000/230	<p>TRANSFORMER 12VAC (230VAC 50HZ)</p> <ul style="list-style-type: none"> > Dimensions of 4 DIN modules 	4	

Ringers

Urmet has a complete range of traditional ringers, compatible with all system types. Mistral integrates

the range with a series of amplified ringers which can emit a flash of light.



	2VOICE	IPERCOM	COAX	5 WIRES	4+N	1+N
TRADITIONAL RINGERS 1072/59 ADDITIONAL THREE-TONE RINGER FOR INDOOR STATIONS, 2VOICE, IPERVOICE, DIGIVOICE, BIBUS VOP SYSTEMS > Wall mount. Plastic material > Powered by a 9V battery, model 6LR61 (not supplied) > It allows setting the call tone, choosing among one, two or three alternating tones > Dimensions (W x H x D): 80 x 80 x 32 mm	●	●				
9854/43 UNIVERSAL RINGER Additional universal ringer for indoor stations. > Power supply 12 Vac > Dimensioni (W x H x D): 80 x 80 x 32 mm	●	●	●	●	●	●

INDOOR STATIONS
 CALL FORWARDING
 ENTRY PANELS
 VIDEO DOORPHONE SYSTEMS
 SYSTEM'S ACCESSORIES
 ACCESS CONTROL
 COMMUNICATION KITS
 YOKIS SMART HOME
 TELEPHONY
 SALES NETWORK



Access control

Solutions for access control

The range

The Urmet range for access control **consists of several lines designed for different uses and applications.** In all cases, these are high-tech solutions, always easy to install for professionals and easy and user-friendly. **Electronic keys, badges, smartphones, keypads, control**

units and modular management software for small or large residential applications, for access to commercial and industrial sites and the management of tourist and hospitality facilities.



Smart Lock solutions



Stand-alone keypads



Easy door controller



Transit+

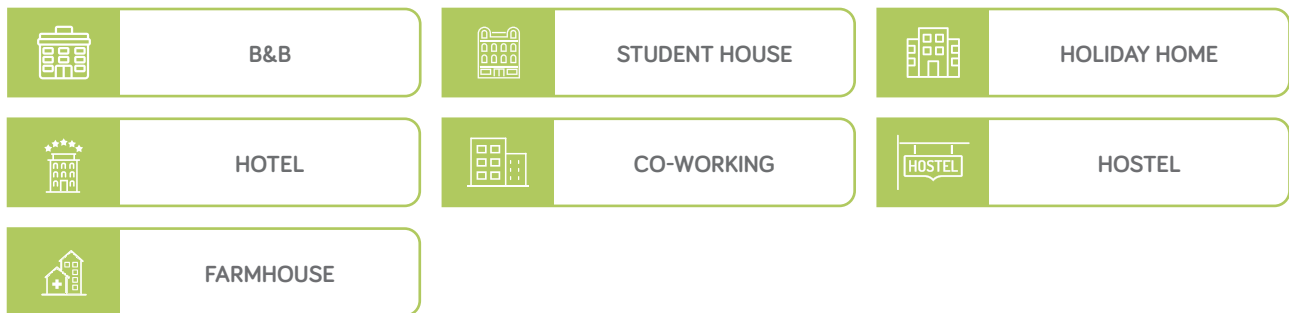


Readers and remote control

Smart Lock solutions

A door-opening system that does not use a 'mechanical' key is called smart lock. And it generates new and **convenient ways to open the door of your home, office or the hotel** you just booked.

With the smartphone, through apps available in all stores; or through badges, invitations, codes, one-shot authorisations. **Always in a simple and secure way.**



SCLAK

smarter and safer access

SCLAK is a secure access control system consisting of an **electronic device** and an **App** that allows you to open your door with your smartphone **without using a mechanical key**.



SAFE

2-factor identification



SIMPLE

One single App to make your home smart



FLEXIBLE

Manage access to the building freely



VERSATILE

Suitable for any installation

SCLAK

smarter and safer access

SCLAK is a secure access control system consisting of an **electronic device** and an **App** that allows you to open your door with your smartphone **without using a mechanical key**.

It can be easily installed near the front door. It does not require an Internet connection to open doors and is compatible with any electric, electromagnetic or electromechanical door lock, gate, shutter, turnstile or barrier in any building.

MAKE EVERY ACCESS SMART



DIGITISE ALL KEYS



INVITE AND MANAGE USERS REMOTELY

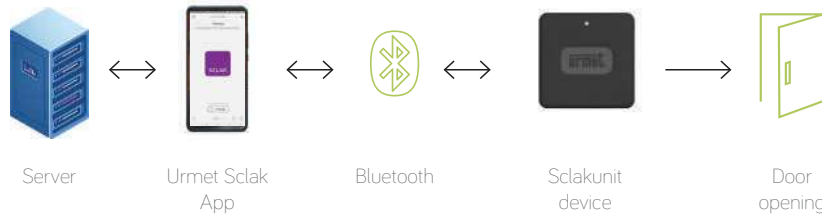


OPEN WITH YOUR SMARTPHONE

HOW IT WORKS

Using SCLAK it is possible to replace mechanical keys with digital keys for all connected locks and **share them permanently or temporarily** by inviting other users. The smartphone will thus become a universal key ring, allowing you to carry all your digital keys with you to open doors conveniently in different situations. To use these digital keys, licences must be purchased, depending on the profile (owner or guest) you want to use.

The SCLAK device **connects via Bluetooth to the smartphone** and if the user has enabled permissions, they will be able to gain access. No Internet connection is required to open the door, the accepted key has the privileges set when it was sent by the administrator/owner. When opened, the phone transmits data to the device. All Sclak devices have **BLE 4.0 connectivity**.



THE ADVANTAGES



LOW ENERGY

Communication via Bluetooth LE4.0



CONTACTLESS

Enter your home without touching anything



ECONOMIC

Save on lock maintenance



NO INTERNET

No Wi-Fi connection required

Smart Lock solutions

The profiles of the users

The Urmet SCLAK App manages 4 user profiles (**Installer - Administrator - Owner - Guest**), each with different permissions.



ACTIVITY	INSTALLER	ADMINISTRATOR	OWNER	GUEST
INSTALLING THE SCLAK DEVICE	✓			
SETTING AN ADMINISTRATOR FOR THE SCLAK DEVICE	✓			
INVITING OWNERS		✓		
ENABLING AND DISABLING OWNERS		✓		
INVITING AND MANAGING GUESTS		✓	✓	
CREATING VIRTUAL KEY RINGS		✓	✓	
ASSIGNING GUEST KEYS		✓	✓	
MANAGING ACCESS BY GUESTS		✓	✓	
CHECKING THE ACCESS HISTORY OF YOUR GUESTS		✓	✓	
USING THEIR KEY			✓	✓

Digital keys

The digital keys are secure and customisable and can also be used by friends, relatives, service staff, employees and guests. The SCLAK system manages 2 types of licence: "**Owner**" and "**Guest**".



SAFE TECHNOLOGY - SHA-2 SECURITY ENCRYPTION

Communications with our products are encrypted using an NSA-level protection protocol.

The Urmet SCLAK App

With the Urmet SCLAK App, gates can be opened by tapping on the button: in this way, via Bluetooth, the smartphone transmits the control to the SCLAK device installed near the gate and allows it to be opened.

IT is available on stores for iOS devices version 8 or higher and Android devices version 4.3 or higher.



How to manage invitations

The Urmet SCLAK App allows you to easily create invitations and send them to your «guests». Digital keys are sent by SMS, e-mail or link, you can customise the invitation message from either the App or the web App.

The invitation may contain authorisation for one or more SCLAK devices using the "virtual key ring" function.

What is a virtual key ring?

The virtual key ring is the functionality that allows **several virtual keys to be grouped under a single invitation** for the opening of different doors (e.g. the main gate of an apartment block and the secondary entrance).

THE SOLUTION FOR AIRBNB HOSTS

The Urmet SCLAK App is integrated with the **Airbnb portal** and allows hosts to manage Guests and Keys with ease, **simplifying the check-in process**.

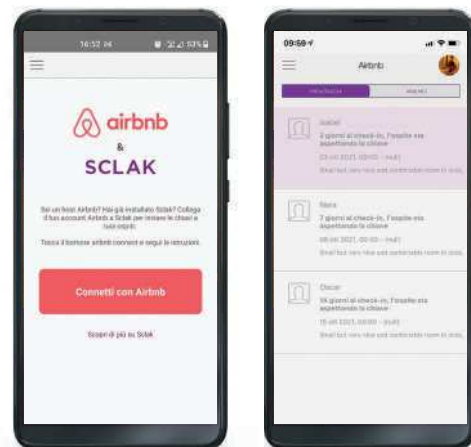
The system is secure because at the end of the booking period, virtual keys are automatically disabled.

Convenient and secure check-in:

- Avoids physical delivery of keys, especially at inconvenient times.
- Avoids inconvenience caused by lost physical keys.
- Avoids entrusting keys to third parties.
- Reduces the costs of running a reception or co-hosting expenses.

In addition to the functionality for Airbnb, the Urmet SCLAK App integrates with the main channel manager sites for managing bookings.

To find out more, visit www.sclak.com.



Sclak system



Learn more about www.sclak.com

CONTROL DEVICES

1086/11

BLUETOOTH RELAY ACTUATOR, SCLAK

The SclakUnit is a relay with a Bluetooth interface that allows you to activate services using your Smartphone.

The relay can be used to make any electrical lock Smart and can be easily integrated into existing installations without having to make invasive interventions.

Use the UrmetSclak App to manage access authorisations in the facility. The App makes it possible to send invitations to people and allow them access in different ways:

Permanent - Temporary (e.g. B&B booking) - One-shot - Recurrent

- > Relay with Bluetooth interface with one "dry" contact
- > Ability to control relays with a smartphone using the UrmetSclak App
- > Compatible with Android 4.3 or higher and IOS 8 or higher
- > Relay power supply on 2Voice bus or with power supply unit/transformer - supplementary 12-24Vdc/Vac
- > Relay contact: 1A@24V ideal for activating electric lock, automatic gate or other devices
- > Possibility of installation inside Alpha wall flush-mounted entry panel or on flush-mounting/surface-mounting box
- > Bluetooth signal range in open field: 10 m
- > Dimensions (W x H x D): 55 x 55 x 20 mm - 21.6 x 21.6 x 7.87 in
- > Default owner key licence no.: 1



ACCESSORIES

1086/16

SCLAK BRIDGE WITH WI-FI

The Sclak Bridge is a device that has a Bluetooth and Wi-Fi interface and is capable of activating services from smartphones and connecting other Sclak devices online.

- > Wi-Fi/Bluetooth interface
- > Low Energy Bluetooth connection 4.0
- > Wi-Fi transmission 2.4G
- > One Bluetooth transmission channel
- > Signal range between Bridge and Sclak devices, open field: required 10-15 m
- > 12vcc/Vac power supply



1086/46

BLUETOOTH, SCLAK, MIKRA2, NUMERIC KEYPAD, GREY COLOUR

The keypad is a Bluetooth accessory to be paired with the SclakUnit to open a door protected with code.

- > Power supply: Battery type AA 3.6V
 - > Connection: Bluetooth 4.0
 - > IP45 protection rating
 - > Dimensions (W x H x D): 98 x 120 x 30 mm - 38.58 x 47.24 x 11.81 in
- For availability please contact the sales network.



1086/22

SCLAK KNOB CYLINDER LOCK WITH BLUETOOTH

The knob cylinder lock, known as Gear, allows for a smart house entrance door. In fact, thanks to the Bluetooth interface, the door can be opened from a Smartphone using the UrmetSclak App. The Gear is positioned inside the home and is powered by 2 rechargeable batteries.

It can be used with Euro or Oval cylinder locks and does not eliminate the mechanical key.

The Gear must be completed with a Euro cylinder lock or with the Euro/Oval cylinder lock adapter.

- > Powered by 2 rechargeable batteries 3.7Vdc @ 700mAh type ICR17355J
- > Battery duration with 10 day activations: 3 months
- > Connection: Bluetooth 4.0 or higher
- > Protection rating: IP 30
- > Max. RF output power: 3.4dBm



REFERENCES

ACCESS CONTROL SMART KIT

1086/225

SCLAK BLUETOOTH KNOB CYLINDER LOCK KIT WITH ACCESSORIES FOR EUROPEAN CYLINDER

The knob cylinder lock, known as Gear, allows for a smart house entrance door. In fact, thanks to the Bluetooth interface, the door can be opened from a Smartphone using the UrmetSclak App. The Gear is positioned inside the home and is powered by 2 rechargeable batteries. It can be used with Euro or Oval cylinder locks and does not eliminate the mechanical key. The Gear must be completed with a Euro cylinder lock.

The kit includes:

- > No. 1 Gear cylinder lock 1086/22
- > No. 1 Accessory kit for european cylinder 1086/25
- > Powered by 2 rechargeable batteries 3.7Vdc @ 700mAh type ICR17355J
- > Battery duration with 10 day activations: 3 months
- > Connection: Bluetooth 4.0 or higher
- > Protection rating: IP 30
- > Max. RF output power: 3.4dBm



1086/226

SCLAK BLUETOOTH KNOB CYLINDER LOCK KIT WITH ADAPTER FOR KEY TO KEY EUROPEAN CYLINDER

The knob cylinder lock, known as Gear, allows for a smart house entrance door. In fact, thanks to the Bluetooth interface, the door can be opened from a Smartphone using the UrmetSclak App. The Gear is positioned inside the home and is powered by 2 rechargeable batteries. It can be used with Euro or Oval cylinder locks and does not eliminate the mechanical key. The Gear must be used with a double cylinder lock with an inner side protrusion of 3-5mm.

The kit includes:

- > No. 1 Gear cylinder lock 1086/22
- > No. 1 Adapter for key to key european cylinder 1086/26
- > Powered by 2 rechargeable batteries 3.7Vdc @ 700mAh type ICR17355J
- > Battery duration with 10 day activations: 3 months
- > Connection: Bluetooth 4.0 or higher
- > Protection rating: IP 30
- > Max. RF output power: 3.4dBm



1086/227

SCLAK BLUETOOTH KNOB CYLINDER LOCK KIT WITH ACCESSORIES FOR SCANDINAVIAN CYLINDER

The knob cylinder lock, known as Gear, allows for a smart house entrance door. In fact, thanks to the Bluetooth interface, the door can be opened from a Smartphone using the UrmetSclak App. The Gear is positioned inside the home and is powered by 2 rechargeable batteries. It can be used with Euro or Oval cylinder locks and does not eliminate the mechanical key. The Gear must be completed with an Oval cylinder lock.

The kit includes:

- > No. 1 Gear cylinder lock 1086/22
- > No. 1 Accessory kit for scandinavian cylinder 1086/27
- > Powered by 2 rechargeable batteries 3.7Vdc @ 700mAh type ICR17355J
- > Battery duration with 10 day activations: 3 months
- > Connection: Bluetooth 4.0 or higher
- > Protection rating: IP 30
- > Max. RF output power: 3.4dBm



Sclak system

ACCESSORIES

1086/25

SCLAK KNOB CYLINDER LOCK ACCESSORY KIT WITH BLUETOOTH FOR EUROPEAN CYLINDER

The kit is used with the Gear 1086/22 and consists of:

- > No. 1 Bracket
- > No. 1 Adapter for cylinder lock
- > No. 1 M3 x 6 mm hexagonal nut
- > No. 1 M5 x 40 mm screw
- > No. 1 M5 x 20 mm screw
- > No. 1 Bushing

1086/26

SCLAK KNOB CYLINDER ADAPTER ACCESSORY FOR EURO CYLINDER LOCKS

The adapter is used with a key to key european cylinder.

1086/27

SCLAK KNOB CYLINDER ACCESSORIES KIT FOR SCANDINAVIAN CYLINDER

The kit is used with the Gear 1086/22 and consists of:

- > No. 1 Bracket
- > No. 1 Adapter for cylinder lock
- > No. 1 M3 x 6 mm hexagonal nut
- > No. 2 M5 x 90 mm screws
- > No. 1 Bushing

1086/330

5 ADAPTERS FOR CUSTOMIZED SCLAK EUROPEAN CYLINDER SET

1086/331

EUROPEAN CUSTOMIZED CYLINDER FOR GEAR

The package consists of:

- > No. 5 master keys
- > No. 2 building construction site keys
- > No. 1 one/off key to disable the construction site keys
- > No. 2 spacers with thickness 5mm
- > Security card (with cylinder serial number)
- > No. 1 screw
- > Instructions for use

> External length: 31 mm - 11.81 in

1086/336

EUROPEAN CUSTOMIZED CYLINDER FOR GEAR

Same features of ref. 1086/331.

> External length: 36 mm - 13.77 in

1086/341

EUROPEAN CUSTOMIZED CYLINDER FOR GEAR

Same features of ref. 1086/331.

> External length: 41 mm - 15.74 in

1086/446

EUROPEAN CUSTOMIZED CYLINDER FOR GEAR

Same features of ref. 1086/331.

> External length: 46 mm - 17.71 in

1086/351

EUROPEAN CUSTOMIZED CYLINDER FOR GEAR

Same features of ref. 1086/331.

> External length: 51 mm - 19.68 in

REFERENCES

OWNER KEY LICENCES

1086/205

OWNER 5-KEY LICENCE, SCLAK



1086/210

OWNER 10-KEY LICENCE, SCLAK



1086/220

OWNER 20-KEY LICENCE, SCLAK



1086/250

OWNER 50-KEY LICENCE, SCLAK



1086/300

OWNER 100-KEY LICENCE, SCLAK



SPARE PARTS

1086/651

3.6V BATTERY FOR BLUETOOTH SCLAK NUMERIC KEYPAD

> Voltage: 3.6V

1086/652

2 3.7V RECHARGEABLE BATTERIES FOR BLUETOOTH KNOB CYLINDER



ALPHA ENTRY PANEL

SCLAKUNIT can be installed flush/ surface wall mounting or integrated in Alpha panel and powered through the 2Voice bus system.

Alpha is the frameless modular entry panel made by Urmet.

Available in audio, video and digital versions, it guarantees maximum resistance to external agents and minimum protrusion from the wall.

To find out more, contact the Urmet sales network.

Stand-alone keypads

The wall-mounted stand-alone keypads are **designed for controlling one or 2 doors** and can be used in different application contexts. Their IP65 degree of protection allows them to be installed outdoors.



FEATURES

- > Dimensions (W x H x D):
83 x 120 x 36 mm - 32.67 x 47.24 x 14.17 in
- > 100 user codes
- > Codes from 3 to 8 digits
- > 2 dry contacts settings in monostable or bistable
- > Clock opening with additional device
- > Buzzer
- > Programming by master code
- > Keypad with blue backlights
- > Tamper
- > Operating temperature: -20 °C to +60 °C
- > IP65 rated

REFERENCES

STAND-ALONE KEYPADS

1087/1

STAND-ALONE ACCESS CONTROL KEYPAD MODULE 1087 WITH PLASTIC COVER

The keypad allows controlling 2 independent gates and managing 100 codes.

Power supply 12-24 Vdc. 2 on-board relays with the possibility to program them in monostable/bistable or timed operation from 1 to 99s. Activation codes can have 3 to 8 digits. 3 LEDs on the front panel; yellow indicates button pressed, while the red and green LEDs indicate door status or other indications.

Possibility to connect an external timer for timed door opening.

- > Power supply: 12-24Vdc
- > Operating temperature: -20° to +60°
- > Relay contacts: 2 (8A @ 1A)
- > Installation: wall-mounted
- > Relay timer: 1 - 99s
- > No. of managed codes: 100
- > No. of digits per code: 3 - 8
- > IP protection rating: 65



1087/2

STAND-ALONE ACCESS CONTROL KEYPAD MODULE 1087 WITH ZAMAK COVER

The keypad allows controlling 2 independent gates and managing 100 codes.

Power supply 12-24 Vdc. 2 on-board relays with the possibility to program them in monostable/bistable or timed operation from 1 to 99s. Activation codes can have 3 to 8 digits. 3 LEDs on the front panel; yellow indicates button pressed, while the red and green LEDs indicate door status or other indications.

Possibility to connect an external timer for timed door opening.

- > Power supply: 12-24Vdc
- > Operating temperature: -20° to +60°
- > Relay contacts: 2 (8A @ 1A)
- > Installation: wall-mounted
- > Relay timer: 1 - 99s
- > No. of managed codes: 100
- > No. of digits per code: 3 - 8
- > IP protection rating: 65



Easy Door Controller

The devices in the Easy Door Controller range are **ideal for small residential applications**: they can be easily integrated into the existing system and require minimal electrical connections. The devices in the Easy Door Controller range guarantee high security, maximum flexibility configuration and ease of use. From the installation point of view, Easy Door Controller can be programmed in 2 modes:

- **stand-alone configuration**, which allows managing up to 1500-2000 users
- **Virtual Network** (by connecting an encoder code 1088/200 to your PC), which speeds up programming of the keys, increase the the performance of the kit and to create a virtual system with up to 50 gates and 5000 users.



HIGHLIGHTS

- > Increased security with remote door opener contact
- > Event log management in Virtual Network mode
- > **Easy Door Control:** opening a doorway with MIFARE proximity reader and 2 bus non-polarised wiring
- > **Easy Door Receiver:** opening of two gates with 868 Mhz radio control

REFERENCES



Features	Ref. 1088/1	Ref. 1088/2	Ref. 1088/12
Power supply	12-30Vcc @ 12-24Vac	12-30Vcc @ 12-24Vac	12-30Vcc @ 12-24Vac
Number of users	1500 (Local mode) 2000 (Virtual Network mode)	2000 (Local mode) 5000 (Virtual Network mode)	2000 (Local mode) 5000 (Virtual Network mode)
Number of gates	1	2	2
Frequency	-	868 MHz	868 MHz
Open field range	-	100 m	100 m
Number of wireless channels	-	2	2
Number of MIFARE proximity reader	1 (max 100 m)	-	1 (max 100 m)
Number of event Log	20,000 (in Virtual Network mode only)	-	20,000 (in Virtual Network mode only)
"CAR DETECTED" function 24H or on time	-	-	X
System status LED	X	X	X

CONTROL UNIT

1088/1

EASY DOOR CONTROLLER SINGLE-GATE ACCESS CONTROL UNIT WITH BUS SYSTEM

Easy Door Controller is a control unit that controls a single gate. The control unit allows the connection of a Mifare Plus proximity key module and the management of up to 1500 users in local mode. By configuring the control unit in "Virtual Network" mode, it is possible to manage up to 50 gates and 2000 users without having to connect any cables between the control units.

An Encoder 1088/200 connected to your PC is required to program the proximity keys for "Virtual Network" mode. Possibility of having the Event Log in "Virtual Network" mode only.

- > Power supply: 12-30Vdc @ 12-24Vac
- > No. of users: 1500 (Local mode) 2000 (Virtual Network mode)
- > No. of gates: 1
- > No. of proximity readers: 1
- > Distance between Control unit and Reader: 100 m
- > System status LED
- > No. of event Log: 20,000 (in "Virtual Network" mode only)
- > No. of gates managed in "Virtual Network" mode: 50 (one Easy Door Control per gate)
- > Dimensions (W x H x D): 70 x 16 x 60 mm - 27.55 x 6.29 x 23.62 in



INDOOR STATIONS

CALL FORWARDING

ENTRY PANELS

VIDEO DOORPHONE SYSTEMS

SYSTEM'S ACCESSORIES

ACCESS CONTROL

COMMUNICATION KITS

YOKIS SMART HOME

TELEPHONY

SALES NETWORK

Easy Door Controller

CONTROL UNIT

1088/2

WIRELESS EASY DOOR RECEIVER ACCESS CONTROL UNIT FOR 2 GATES

Easy Door Receiver Plus is a wireless control unit that controls 2 gates. The control unit provides for the management of 1500 users and for the use of radio controls and wireless keypads 1087/4.

- > Power supply: 12-24Vdc @ 12-24Vac
- > Frequency: 868MHz
- > No. of users: 1500
- > No. of Gates: 2
- > No. of wireless channels: 2
- > Open field range: 100m
- > System status LED
- > Dimensions (W x H x D): 120 x 20 x 100 mm - 47.24 x 7.87 x 39.37 in



1088/12

WIRELESS EASY DOOR RECEIVER PLUS ACCESS CONTROL UNIT FOR 2 GATES WITH 2-WIRE BUS CONNECTION

Easy Door Receiver Plus is a wireless control unit that controls 2 gates. The control unit allows also the connection of a Mifare Plus proximity key module and the management of up to 1500 users in local mode. By configuring the control unit in "Virtual Network" mode, it is possible to manage up to 50 gates and 5000 users without having to connect any cables between the control units. An Encoder 1088/200 connected to your PC is required to program the proximity keys or remote controls for "Virtual Network" mode. Possibility of having the Event Log in "Virtual Network" mode only. The control unit provides for the use of radio controls or wireless keypads 1087/4. The "Car Detected" function allows the opening of the gateway to be activated only when a car is in front of the entrance, while the "Anti-Pass Back" function prevents 2 cars from entering the car park with the same radio control, occupying a third party's parking space.

- > Power supply: 12-24Vdc @ 12-24Vac
- > Frequency: 868MHz
- > No. of users: 2000 (Local mode) 5000 (Virtual Network mode)
- > No. of Gates: 2-
- > No. of wireless channels: 2
- > No. of proximity readers: 1
- > Open field range: 100m
- > Distance between Control unit and Reader: 100m
- > System status LED
- > No. of event Log: 20,000 (in "Virtual Network" mode only)
- > Dimensions (W x H x D): 120 x 20 x 100 mm - 47.24 x 7.87 x 39.37 in



ACCESSORIES

1088/55

868 MHZ ANTENNA

The antenna is to be used in conjunction with RF Module 1088/50 or Easy Door Receiver control units 1088/2 and 1088/12.

- > Coaxial cable length: 1.5 m - 0.59 in



Easy Door Controller programming

Stand alone mode

This type of configuration is carried out locally on each individual device, which is why it **allows a limited number of users and accesses to be managed**.

Virtual network mode

Programming is carried out via PC, using the Web platform without internet connection. IT is possible to “virtually” create your own building complex with **up to 50 access points** and configure accesses remotely, significantly reducing both configuration and management costs. Proximity keys and remote controls store and transfer system programming from the computer (where they are encoded) to the building access points.

To use the Virtual Network mode, **the PC must be connected to the programming kit with encoder** (item no. 1088/200 - not included), which allows MIFARE Plus® proximity keys to be programmed.



Functions	Stand alone mode	Virtual Network Mode
Ease of use	X	X
Security	X	X
Efficiency	X	X
User profiles	2	more than 4
Number of users	1500	5000 for 1088/2-12 2000 for 1088/1
Licence keys	-	X
Event management	-	X
“PASS” (service) key	-	X
Remote management	-	X
Possibility of renaming access points / users / buildings	-	X
Possibility of importing/exporting residents' names	-	X
Export of external configurations in Excel format	-	X
Key deletion	-	X
System maintenance (substitution of faulty device without reprogramming)	-	X

Easy Door Controller programming

How virtual network mode works

The Virtual Network mode allows quick programming of Easy Door Controller and Easy Door Receiver devices. For programming in Virtual Network mode, an encoder must be connected to the PC.

Log on to the www.easycontroller.com portal to create your account. You can now create your virtual building complex and program all the keys.



ADVANTAGES

- > Creating a virtual building complex (up to 50 inputs)
- > Programming/deleting radio controls and tags on all devices integrated in the virtual apartment building
- > Updating access credentials
- > Viewing event logs (up to 20,000 - last 30 days)
- > Managing access time slots
- > Replacing a faulty controller without having to reprogram the entire system
- > Updating the building complex readers using the programmed keys in Virtual Network mode
- > Creating a "PASS" (service) key for opening all virtual apartment building access points
- > Creating an "events" key to:
 - authorise, delete and add keys
 - change the time of a controller
 - download event logs

IN EVIDENZA



EVENTS KEY
Max 40 logs
item no. 1088/53



EVENTS KEY
Max 200 logs
item no. 1088/40

ENCODER DEVICE

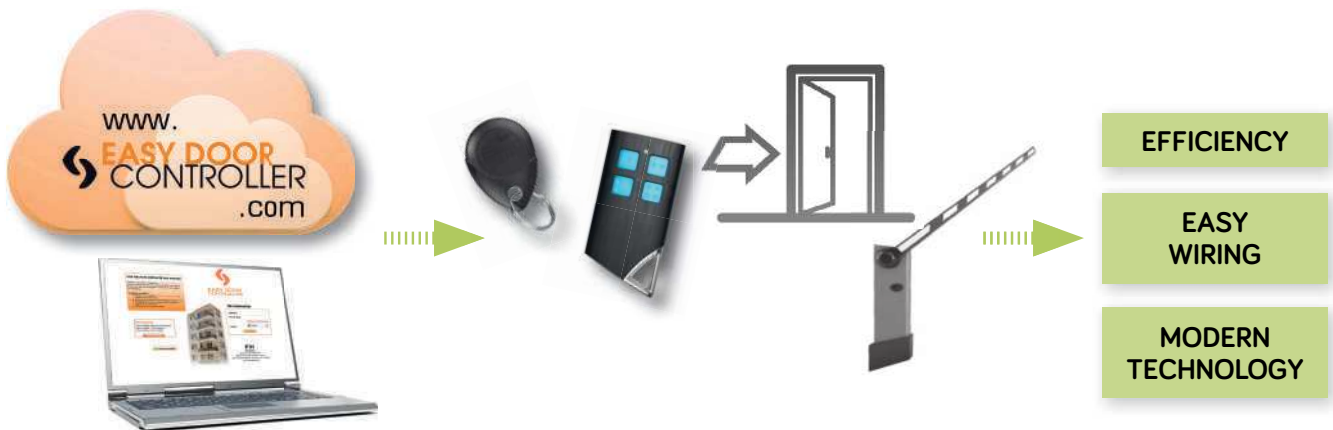
1088/200

PROGRAMMING KIT WITH ENCODER FOR TAGS, EASY DOOR CONTROLLER, TRANSIT+ WITH BUS

The programming kit with Encoder allows Mifare Plus proximity keys to be programmed for the Easy Door Controller, Transit+ and Ipassan systems. The encoder is connected directly to a PC.

The kit includes:

- > n. 1 Encoder
- > n. 1 USB 1.5 m cable



INDOOR STATIONS

CALL FORWARDING

ENTRY PANELS

VIDEO DOORPHONE SYSTEMS

SYSTEM'S ACCESSORIES

ACCESS CONTROL

COMMUNICATION KITS

YOKIS SMART HOME

TELEPHONY

SALES NETWORK

Transit+ system

The Transit + Controller is an **advanced access controller**. Doors and credentials are set-up via an App and a Bluetooth® connection.

The controller **manages up to two MIFARE Plus® readers**. As these are based on our own protocol, they offer unique security and features.



**NFC technology with Android smartphone available.*

FEATURES

- > 2 reader ports
- > Easy fob enrolment via NFC smartphone feature and App Secure Bluetooth® communication
- > MIFARE Plus® readers for enhanced security
- > Upgradable firmware via the App
- > Designed for wall mount or standard DIN Rail mounting

REFERENCES

CONTROL UNIT

1088/3

TRANSIT+ ACCESS CONTROL UNIT FOR 2 GATES WITH BUS

The Transit+ access control unit allows you to manage 2 gates and 5000 users.

A proximity reader, keypad or RF module for operation via radio control can be provided at the entrance of the gate. Programming is done via Bluetooth by downloading the "Transit+" App - compatible with IOS and Android - to your smartphone.

- > Power supply: 12Vdc
- > No. of managed gates: 2
- > No. of users: 5000
- > Gate relay contact: 24V@2A
- > Size: 10 DIN modules



FW and credentials update via
BLUETOOTH



Programming via TRANSIT+ App



Key programming using NFC
technology with Android only




















INDOOR STATIONS
CALL FORWARDING
ENTRY PANELS
VIDEO DOORPHONE SYSTEMS
SYSTEM'S ACCESSORIES
ACCESS CONTROL
COMMUNICATION KITS
YOKIS SMART HOME
TELEPHONY
SALES NETWORK

Readers and remote controls

Urmet's access control solutions are completed by a range of non-polarised 2-wire bus readers and wireless remote controls.



Solutions		Features				2-wire bus readers					Wireless radio controls	
		No. OF USERS	No. OF INPUTS	EVENT LOG	No. BUILDING							
	Stand-alone keypads	100	2	no	1	no	no	no	no	no	no	no
	Stand alone mode	1500	1	no	1	yes	yes	yes	no	no	no	no
	Virtual Network mode	2000		yes	50							
	Modalità stand alone	2000	2	no	1	yes, only 1088/12	yes, only 1088/12	yes, only 1088/12	no	no	si	si
	Virtual Network mode	5000		yes, only 1088/12	50							
	Transit+	5000	2	no	1	si	si	si	si	si	yes, with 1088/50*	yes, with 1088/50*

*The product can be used with the Transit+ system only with the 868 Mhz receiver (code 1088/50)

REFERENCES

MIFARE PLUS PROXIMITY READERS

1088/41

MIFARE PLUS MINI PROXIMITY KEY READER WITH BLUETOOTH INTERFACE FOR EASY DOOR CONTROLLER, TRANSIT+ WITH 2-WIRE BUS

The proximity key reader module for access control is used in the Easy Door Control, Transit+ and Ipassan systems. It allows a gate to be opened using Mifare Plus or Mifare tags. The device is equipped with 3 LEDs, the first is blue and indicates "Unit working", the second is green and indicates "Access Allowed", while the red LED indicates "Access Not Allowed". The Bluetooth interface can only be used with the Ipassan system. 2-wire connection. Black colour.

- > 2-wire connection
- > Maximum distance from the control unit: 100 m
- > Tamper
- > Operating temperature: -20 °C ÷ +60 °C
- > Dimensions (W x H x D): 47 x 90 x 23 mm - 18.5 x 35.43 x 9.05 in



1088/42

MIFARE PLUS PROXIMITY KEY READER WITH BLUETOOTH INTERFACE FOR EASY DOOR CONTROLLER, TRANSIT+ WITH 2-WIRE BUS

The proximity key reader module for access control is used in the Easy Door Control, Transit+ and Ipassan systems. It allows a gate to be opened using Mifare Plus or Mifare tags. The device is equipped with 3 LEDs, the first is blue and indicates "Unit working", the second is green and indicates "Access Allowed", while the red LED indicates "Access Not Allowed". The Bluetooth interface can only be used with the Ipassan system. 2-wire connection. Black colour.

- > 2-wire connection
- > Maximum distance from the control unit: 100 m
- > Tamper
- > Operating temperature: -20 °C ÷ +60 °C
- > Dimensions (W x H x D): 85 x 90 x 25 mm - 33.46 x 35.43 x 9.05 in



1088/45

MIFARE PLUS PROXIMITY KEY READER BASED ON ALPHA DESIGN STYLE WITH BLUETOOTH INTERFACE FOR EASY DOOR CONTROLLER, TRANSIT+ WITH 2-WIRE BUS

The proximity key reader module with Alpha design style for access control is used in the Easy Door Control, Transit+ and Ipassan systems. It allows a gate to be opened using Mifare Plus or Mifare tags. The device is equipped with 3 LEDs, the first is blue and indicates "Unit working", the second is green and indicates "Access Allowed", while the red LED indicates "Access Not Allowed". The Bluetooth interface can only be used with the Ipassan system. 2-wire connection. Black colour.

- > 2-wire connection
- > Maximum distance from the control unit: 100 m
- > Size: one Alpha module
- > Tamper
- > Operating temperature: -20 °C ÷ +60 °C




1088/47

MIFARE PLUS PROXIMITY KEY READER WITH SINTHESI STEEL DESIGN STYLE FOR EASY DOOR CONTROLLER, TRANSIT+ WITH 2-WIRE BUS

The proximity key reader module with Sinthesi Steel design style for access control is used in the Easy Door Control, Transit+ and Ipassan systems. It allows a gate to be opened using Mifare Plus or Mifare tags. The device is equipped with 3 LEDs, the first is blue and indicates "Unit working", the second is green and indicates "Access Allowed", while the red LED indicates "Access Not Allowed". The Bluetooth interface can only be used with the Ipassan system. 2-wire connection. Colour: steel.

- > 2-wire connection
- > Maximum distance from the control unit: 100 m
- > Size: one Sinthesi Steel module
- > Tamper
- > Operating temperature: -20 °C ÷ +60 °C



Readers and remote controls

KEYPADS

1088/46

KEYPAD WITH MIFARE PLUS PROXIMITY KEY READER WITH BLUETOOTH INTERFACE FOR CONTROLLER, TRANSIT+ WITH 2-WIRE BUS

The keypad module with proximity key reader for access control is used in the Transit+ and Ipassan systems. It allows a gate to be opened after entering a code or using Mifare Plus or Mifare tags. The device is equipped with 3 LEDs, the first is blue and indicates "Unit working", the second is green and indicates "Access Allowed", while the red LED indicates "Access Not Allowed". The Bluetooth interface can only be used with the Ipassan system. 2-wire connection. Black colour.

- > 2-wire connection
- > Maximum distance from the control unit: 100 m
- > Backlit keypad
- > Tamper
- > Operating temperature: -20 °C ÷ +60 °C
- > Dimensions (W x H x D): 85 x 90 x 25 mm - 33.46 x 35.43 x 9.05 in



1088/48

FLUSH-MOUNTED STEEL KEYPAD FOR TRANSIT+ WITH 2-WIRE BUS

The keypad module for access control is used in the Transit+ and Ipassan systems. It allows opening a gate after typing a code. The device is equipped with 2 LEDs, the first is blue and indicates "Unit working", the second is green and indicates "Access Allowed". 2-wire connection. Colour: steel.

- > 2-wire connection
- > Maximum distance from the control unit: 100 m
- > Backlit keypad
- > IP protection rating: 54
- > Operating temperature: -20 °C ÷ +60 °C
- > Dimensions (W x H x D): 100 x 135 x 40 mm - 39.37 x 53.15 x 15.74 in



ACCESSORIES

1088/60

STEEL HOUSING WITH HOOD COVER FOR KEYPAD 1088/48

Wall-mounted steel housing with hood cover.

- > Dimensions (H x W x D): 135 x 100 x 60 mm - 5.31 x 3.94 x 2.36 in



REFERENCES

WIRELESS DEVICES AND REMOTE CONTROLS

1087/4

WIRELESS ACCESS CONTROL KEYPAD MODULE 1087

The keypad is to be used in conjunction with the Easy Door Receiver or the RF 868 module 1088/50. It has 4 channels and can control a maximum of 4 gates. It manages 100 codes that can have 3 to 8 digits. Battery-powered. It features a yellow LED indicating that the key has been pressed.

- > Power supply: 2 1.5V AAA batteries
- > Battery duration: 12 months
- > Frequency: 868MHz
- > Operating temperature: -20° to +60°
- > Installation: wall-mounted
- > Tamper
- > No. of managed codes: 100
- > No. of digits per code: 3 - 8
- > IP protection rating: 65
- > Dimensions (W x H x D): 83 x120 x 36 mm - 32.67 x 47.24 x 14.17 in



1088/34

REMOTE CONTROL WITH 4 FUNCTION KEYS

The radio control allows up to 4 gates to be opened.

- > CR2032 battery



1088/35

REMOTE CONTROL WITH 4 FUNCTION KEYS AND RFID MIFARE PLUS

The radio control allows up to 4 gates to be opened. The RFID Mifare plus allows you to access the facility by controlling a proximity peripheral device.

- > CR2032 battery



WIRELESS RECEIVER

1088/50

WIRELESS RADIO RF 868MHZ DEVICE FOR TRANSIT+

RF 868MHZ Radio module connected with 2-wire Bus to Transit+ control unit allows opening the gate with a radio control. The device is prepared for the connection of a loop detector to detect the passage of a car.

- > IP rating: 67
- > Frequency: 868MHz
- > Open field range: 100m
- > Connection to access control unit with 2 wires
- > Dimensions (W x H x D): 91 x 155 x 34 mm - 35.82 x 61.02 x 13.38 in



ACCESSORIES

1088/40

4K PROXIMITY KEY FOR EVENT LOG

The key is used to extract event logs (max 200) from Easy Door Controller systems.

- > Material: PVC
- > 200 event logs



1088/53

SET OF 10 TRANSIT+ MIFARE PLUS PROXIMITY KEYS FOR EASY DOOR CONTROLLER



Access control kits

Urmet access control kits are simple solutions that allow to open the gates using technology Mifare or an 868 MHz wireless signal. Ideal for **small and medium structures**, adapt to every need and not require expensive installation interventions, ensuring **high safety** because the opening control of the entrances is remote.

From the installation point of view, **they can be programmed with 2 modes**: stand alone configuration, which allows to manage up to 1500-2000 users, and Virtual Network (with the addition of cod. 1088/200 not included) which allows you to increase the performance of the kit by creating a virtual system of 50 gates and up to 5000 users.



1088/301 KIT FEATURES

- > Power supply: 12-30Vcc @ 12-24Vac
- > Users number: 1500 (Stand alone Mode) - 2000 (Virtual Network Mode)
- > Gates number: 1
- > Mifare proximity readers number: 1
- > Control unit/reader distance: 100 m
- > Log event number: 20.000 (Virtual Network Mode only)
- > Control unit dimensions (W x H x P): 70 x 16 x 60 mm

1088/302 KIT FEATURES

Receiver:

- > Power supply: 12-24Vcc @ 12-24Vac
- > Receiver dimensions (W x H x D): 120 x 20 x 100 mm
- > Frequency: 868MHz
- > Users number: 2000 (Stand alone Mode) - 5000 (Virtual Network Mode)
- > Gates number: 2
- > Wireless channels number: 2
- > Range open field: 100 m

Wireless keypad:

- > Power supply: 2 batteries 1.5V AAA - Battery lifetime: 12 months
- > Anti-opening tamper
- > Number of managed codes: 100
- > Digit number for each code: 3 - 8
- > Protection degree: IP65

REFERENCES

ACCESS CONTROL KIT

1088/301

EASY DOOR CONTROLLER KIT WITH MIFARE+ PROXIMITY READER, 2 WIRES

The kit includes:

- > no. 1 item no. 1088/1 - Easy Door Controller for one gate, bus system
- > no. 1 item no. 1088/41 - Slim Mifare+ proximity reader with Bluetooth interface, Easy Door controller, Transit, 2-wire
- > no. 1 item no. 1088/53 - 10 Mifare+ proximity tags set, Easy door Controller



1088/302

LITE EASY DOOR RECEIVER KIT WITH WIRELESS KEYPAD

The kit includes:

- > no. 1 item no. 1088/2 - Lite Easy Door Receiver for 2 gates
- > no. 1 item no. 1087/4 - Wireless access control Keypad



ACCESSORIES

1088/200

ENCODER KIT TO SET TAGS AND REMOTE CONTROL, EASY DOOR RECEIVER, TRANSIT+, BUS

9000/230

12VCA POWER TRANSFORMER (230VCA @50HZ)

1092/802

13.2VDC POWER SUPPLY (230VCA @50HZ)

ACCESSORIES FOR 1088/301 KIT ONLY

1088/53

10 MIFARE+ PROXIMITY TAGS SET, EASY DOOR CONTROLLER

1088/40

5 4K PROXIMITY TAGS SET

ACCESSORIES FOR 1088/302 KIT ONLY

1087/4

WIRELESS ACCESS CONTROL KEYPAD

1088/34

REMOTE CONTROL WITH 4 BUTTONS

1088/35

REMOTE CONTROL WITH 4 BUTTONS AND RFID MIFARE + BUILT-IN

1088/55

868MHZ ANTENNA

*Please contact our sales network to verify product availability.



Communication kits

Everything you need on one box

Solutions for every systems: single/two-family kits and system base kits

A convenient package contains everything you need to install a door phone and video door phone system, offered at attractive prices. Practical, convenient, simple

to choose and to install. Urmet Kits are the ideal solution for video door phone applications.

2VOICE AND 4+N SYSTEM BASE KITS

Everything you need for a system base in one package



Alpha



Mikra Plus



Sinthesi Steel



Sinthesi S2



SINGLE/TWO-FAMILY VILLA KITS

Whether audio or video, the solution comes in one box



Alpha



Mikra2



Sinthesi Steel



VOG 7



VOG 5W and VOG 5+



VOG 5



vModo



1741/1 Basic



Miro range

INDOOR STATIONS

CALL FORWARDING

ENTRY PANELS

VIDEO DOORPHONE SYSTEMS

SYSTEM'S ACCESSORIES

ACCESS CONTROL

COMMUNICATION KITS

YOKIS SMART HOME

TELEPHONY

SALES NETWORK

System base kits

Available with Alpha, Sinthesi Steel and Sinthesi S2 entry panels, Urmet's expandable single and two-family kits create a system capable of growing along with building needs, by the simple addition of button modules.

Door phones and video doorphones (to choose from

available aesthetics) are already equipped with additional keys to give more function flexibility and use. Each package represents a solution that offers the advantages and convenience of ready-to-install base components.

COMPATIBLE DESIGN STYLES



Alpha



Sinthesi Steel



Sinthesi S2



Mikra Plus



Sinthesi Steel is also available in PVD colours



For further information on Sinthesi Steel customisation options, please contact PRODEL at +39 011-2484103 or write to info@prodel torino.it for a personalised quote.

FEATURES

- > All base system components come in one package
- > Broad choice of design styles
- > New 2Voice kit serie with Alpha entry panel

COMPATIBLE WITH



REFERENCES



ALPHA SYSTEM BASE KITS

1783/734

VIDEO SYSTEM BASE KIT, WHITE ALPHA AND VOG 5W, 2VOICE SYSTEM

It is the minimum unit to build a 2Voice system with Alpha entry panel and video door phones with Wi-Fi VOG 5W. It can be expanded with additional button modules and/or accessories, flush-mounting boxes and wall frames for completing 2Voice common parts.

The kit includes:

- > no. 1 item no. 1083/48 - Video outdoor station with DDA, Alpha, 2Voice system
- > no. 1 item no. 1083/20A - Power supply unit for 2Voice system
- > no. 1 item no. 1760/16 - Hands free video door phone with Wi-Fi VOG 5W, white, 5" display, 2Voice system



1783/724

VIDEO SYSTEM BASE KIT, ALPHA, 2VOICE SYSTEM

It is the minimum unit to build a 2Voice system with an Alpha button entry panel.

It can be expanded with additional button modules and/or accessories, flush-mounting boxes and wall frames for completing 2Voice common parts.

The kit includes:

- > no. 1 item no. 1083/48 - Video outdoor station with DDA, Alpha, 2Voice system
- > no. 1 item no. 1083/23 - 2Voice riser power supply unit, 6 DIN modules

To be completed with front plate featuring 0-1-2 buttons for the outdoor station.



1783/725

VIDEO SYSTEM BASE KIT WITH BLUETOOTH ACTUATOR, ALPHA, 2VOICE SYSTEM

The kit contains the basic material required to create a multi-user video 2Voice installation.

It includes Bluetooth actuator relay to open the door via smartphone from the SCLAK app

The kit is expandable by adding more button modules and video door phones to reach the required number of users. To be completed with module holder wall frames, front panels and flush-mounting boxes.

The kit includes:

- > no. 1 item no. 1083/48 - Video outdoor station with DDA, Alpha, 2Voice system
- > no. 1 item no. 1083/23 - 2Voice riser power supply unit, 6 DIN modules
- > no. 1 item no. 1086/11 - Bluetooth relay, SclakUnit for door opening via smartphone



1183/622

AUDIO SYSTEM BASE KIT, ALPHA, 2 HANDSET MIRO DOOR PHONES, 2VOICE SYSTEM

Audio system base kit, Alpha, 2 handset Miro door phones, 2Voice system

The kit includes:

- > no. 2 item no. 1183/5 - Handset Miro door phone, comfort, 2Voice system
- > no. 1 item no. 1083/23 - 2Voice riser power supply unit, 6 DIN modules
- > no. 1 item no. 1083/38 - Audio outdoor station, Alpha, 2Voice system



1783/758

SECONDARY VIDEO RISER KIT, ALPHA, 2VOICE SYSTEM, WITH 4DIN DISTRIBUTOR

Secondary video riser kit, Alpha, 2Voice system, with 4DIN distributor

The kit includes:

- > no. 1 item no. 1083/48 - Video outdoor station with DDA, Alpha, 2Voice system
- > no. 1 item no. 1083/53 - Riser distributor, 2Voice system



1783/858

SECONDARY VIDEO RISER KIT, ALPHA, WITH MULTI-USER CALLME, 2VOICE SYSTEM

The kit includes:

- > no. 1 item no. 1083/48 - Video outdoor station with DDA, Alpha, 2Voice system
- > no. 1 item no. 1083/53 - Riser distributor, 2Voice system
- > no. 1 item no. 1083/55 - 4-user distributor, 2Voice system
- > no. 1 item no. 1083/83 - Multi-user CallMe call forwarding device, 2Voice systems



1783/748

SECONDARY AUDIO RISER KIT, ALPHA, 2VOICE SYSTEM, WITH 4DIN DISTRIBUTOR

The kit includes:

- > no. 1 item no. 1083/38 - Audio outdoor station, Alpha, 2Voice system
- > no. 1 item no. 1083/53 - Riser distributor, 2Voice system



2Voice system base kits

ALPHA SYSTEM BASE KITS

1783/733

VIDEO SYSTEM BASE KIT, ALPHA, KEYPAD AND DISPLAY WITH DIRECTORY, 2VOICE SYSTEM

The kit includes:

- > no. 1 item no. 1083/48 - Video outdoor station with DDA, Alpha, 2Voice system
- > no. 1 item no. 1168/1 - Display module, Alpha, black
- > no. 1 item no. 1168/46 - Numeric keypad door opener module, Alpha, black
- > no. 1 item no. 1083/20A - Power supply unit for 2Voice system



1783/833

VIDEO SYSTEM BASE KIT, ALPHA, WITH CALLME MULTI-USER, KEYPAD AND DISPLAY WITH DIRECTORY, 2VOICE SYSTEM

The kit includes:

- > no. 1 item no. 1083/48 - Video outdoor station with DDA, Alpha, 2Voice system
- > no. 1 item no. 1168/46 - Numeric keypad door opening module, Alpha, black
- > no. 1 item no. 1168/1 - Display module, Alpha, black
- > no. 1 item no. 1083/20A - Power supply unit for 2Voice system
- > no. 1 item no. 1083/55 - 4-user distributor, 2Voice system
- > no. 1 item no. 1083/83 - Multi-user CallMe call forwarding device, 2Voice systems



1783/723

AUDIO SYSTEM BASE KIT, ALPHA, KEYPAD AND DISPLAY WITH DIRECTORY, 2VOICE SYSTEM

The kit includes:

- > no. 1 item no. 1083/38 - Audio outdoor station, Alpha, 2Voice system
- > no. 1 item no. 1168/1 - Display module, Alpha, black
- > no. 1 item no. 1168/46 - Numeric keypad door opener module, Alpha, black
- > no. 1 item no. 1083/20A - Power supply unit for 2Voice system



1783/824

VIDEO SYSTEM BASE KIT, ALPHA, WITH CALLME MULTI-USER, 2VOICE SYSTEM

The kit includes:

- > no. 1 item no. 1083/48 - Video outdoor station with DDA, Alpha, 2Voice system
- > no. 1 item no. 1083/23 - 2Voice riser power supply unit, 6 DIN modules
- > no. 1 item no. 1083/55 - 4-user distributor, 2Voice system
- > no. 1 item no. 1083/83 - Multi-user CallMe call forwarding device, 2Voice systems



REFERENCES



SINTHESI STEEL SYSTEM BASE KITS

1183/603

AUDIO SYSTEM BASE KIT, SINTHESI STEEL, 2 HANDSET MIRO DOOR PHONES, 2VOICE SYSTEM

The kit includes:

- > no. 2 item no. 1183/5 - Handset Miro door phone, comfort, 2Voice system
- > no. 1 item no. 1083/23 - 2Voice riser power supply unit, 6 DIN modules
- > no. 1 item no. 1083/64 - Video outdoor station, Sinthesi Steel, 2Voice system
- > no. 1 item no. 1145/51 - Plastic flush-mounting box, Sinthesi, 1 module
- > no. 1 item no. 1158/61 - Module holder wall frame with trim, Sinthesi Steel, 1 module



1783/705

VIDEO SYSTEM BASE KIT WITH SINTHESI STEEL ENTRY PANEL, 2VOICE SYSTEM

The kit includes:

- > no. 1 item no. 1083/64 - Video outdoor station, Sinthesi Steel, 2Voice system
- > no. 1 item no. 1083/23 - 2Voice riser power supply unit, 6 DIN modules
- > no. 1 item no. 1758/83 - Camera module, Sinthesi Steel, 2Voice system



1783/729

SECONDARY AUDIO RISER KIT, SINTHESI STEEL, 2VOICE SYSTEM, WITH 4DIN DISTRIBUTOR

The kit includes:

- > no. 1 item no. 1083/64 - Video outdoor station, Sinthesi Steel, 2Voice system
- > no. 1 item no. 1083/53 - Riser distributor, 2Voice system



1783/739

SECONDARY VIDEO RISER KIT, SINTHESI STEEL, 2VOICE SYSTEM, WITH 4DIN DISTRIBUTOR

The kit includes:

- > no. 1 item no. 1083/64 - Video outdoor station, Sinthesi Steel, 2Voice system
- > no. 1 item no. 1758/83 - Camera module, Sinthesi Steel, 2Voice system
- > no. 1 item no. 1083/53 - Riser distributor 2Voice system



1783/707

SYSTEM BASE KIT, SINTHESI STEEL, KEYPAD AND DISPLAY WITH DIRECTORY, 2VOICE SYSTEM

The kit includes:

- > no. 1 item no. 1083/14 - Numeric keypad and display, Sinthesi Steel, standard language set, 2Voice system
- > no. 1 item no. 1083/20A - Power supply unit for 2Voice system



Choose your video door phone: Miro, vModo, VOG 7 or VOG 5

2Voice system base kits



MIKRA SYSTEM BASE KITS

1784/700

VIDEO SYSTEM BASE KIT, MIKRA PLUS, 2VOICE SYSTEM

The kit makes it possible to create systems for up to 4 users with a single monolithic 4-button entry panel and graphic display for displaying names and system status signals.

The kit includes:

- > no. 1 item no. 1784/3 - Video vandal resistant entry panel, Mikra Plus, with colour display for up to 4 users, 2 voice system
- > no. 1 item no. 1083/23 - 2Voice riser power supply unit, 6 DIN modules



EXIGO SYSTEM BASE KITS

1783/706

SYSTEM BASE KIT FOR ARTISTIC ENTRY PANELS, EXIGO, 2VOICE SYSTEM

System base kit for artistic entry panels, Exigo, 2Voice system

The kit includes:

- > no. 1 item no. 1810/40 - Colour camera module for Exigo entry panels, 2Voice system
- > no. 1 item no. 1083/20A - Power supply unit for 2Voice system
- > no. 1 item no. 1083/8 - Audio outdoor station for artistic entry panels, 2Voice system

Exigo is the panel with endless customizations and refined finishes, in polished and satin brass with several chromatic variants such as chromed steel, gunmetal, bronze, ferromicaceous.

Even the shapes can be defined according to need, thanks to Prodel's special processing.



Choose your video door phone: Miro, vModo, VOG 7 or VOG 5

4+N system base kits

4
+N

SINTHESI S2 SYSTEM BASE KITS

1150/301

ONE-FAMILY AUDIO KIT WITH SINTHESI S2 ENTRY PANEL AND MİRO DOOR PHONE FOR 4+N SYSTEM

The one-family door phone kit includes:

- > no. 1 item no. 1150/1 - White 1-button Miro door phone for 4+n system
- > no. 1 item no. 1145/500 - Sinthesi audio outdoor station for 4+n system
- > no. 1 item no. 786/11 - 2VA-230V Power supply unit for door phone system
- > no. 1 item no. 1148/21 - Front panel for 1-button Sinthesi S2 audio outdoor station
- > no. 1 item no. 1148/61 - Sinthesi S2 1-module frame with wall frame
- > no. 1 item no. 1145/51 - Sinthesi 1-module plastic flush-mounting box

The kit buttons and users can be expanded.

- > Dimensions of door phone (W x H x D): 90 x 220 x 50 mm
- > Dimensions of entry panel (W x H): 119 x 125 mm
- > Dimensions of power supply unit: 3 DIN modules



1150/302

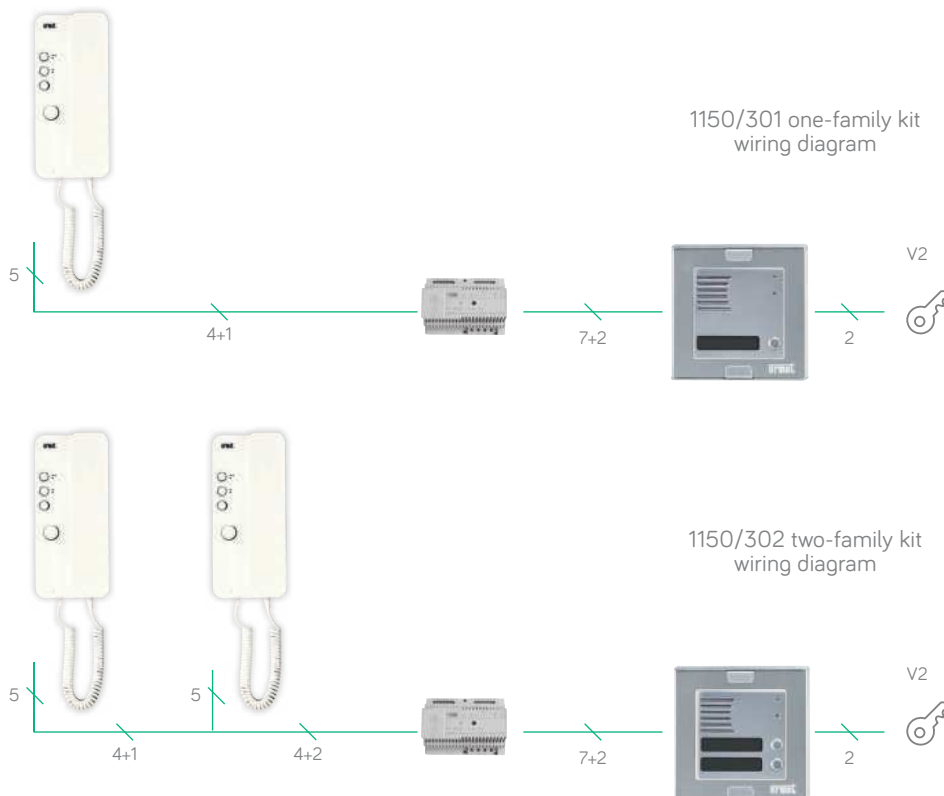
TWO-FAMILY AUDIO KIT WITH SINTHESI S2 ENTRY PANEL AND MİRO DOOR PHONE FOR 4+N SYSTEM

The two-family door phone kit includes:

- > no. 2 item no. 1150/1 - White 1-button Miro door phone for 4+n system
- > no. 1 item no. 1145/500 - Sinthesi audio outdoor station for 4+n system
- > no. 1 item no. 786/11 - 2VA-230V Power supply unit for door phone system
- > no. 1 item no. 1148/22 - Front panel for 2-button Sinthesi S2 audio outdoor station
- > no. 1 item no. 1148/61 - Sinthesi S2 1-module frame with wall frame
- > no. 1 item no. 1145/51 - Sinthesi 1-module plastic flush-mounting box

The kit buttons and users can be expanded.

- > Dimensions of door phone (W x H x D): 90 x 220 x 50 mm
- > Dimensions of entry panel (W x H): 119 x 125 mm
- > Dimensions of power supply unit: 3 DIN modules



Single/two-family villa kits

Urmet's kit solutions are the perfect choice for simple or more extensive electrical installations. They meet the needs of the installer thanks to the convenience of having in a single package what is needed to install traditional or smart communication systems.

Kit solutions include different technologies and can be the basis for the realisation of complex systems because they are scalable and compatible with all products, software and applications in the Urmet catalogue.

COMPATIBLE VIDEO DOOR PHONE



MAX 10



vModo



VOG 7



1741 Basic



VOG 5W



VOG 5

COMPATIBLE DESIGN STYLES



Alpha



Mikra2



Synthesi Steel

FEATURES

- > All base system components come in one package
- > Broad choice of design styles
- > New 2Voice kit serie with Alpha entry panel

COMPATIBLE WITH



IP villa kits



IP VILLA KITS

1060/633

ONE-FAMILY VIDEO KIT WITH MIKRA2 ENTRY PANEL AND VOG 7 VIDEO DOOR PHONE, IPERCOM SYSTEM

Single-user IP kit with Mikra2 entry panel and VOG 7 video door phone with the possibility of managing CCTV cameras, intrusion alarm system and Yokis building automation. PoE switch supplied. Equipped with function for call transfer to smartphone.

The kit includes:

- > no. 1 item no. 1060/21 - One-family video entry panel, Mikra, IPerCom system
- > no. 1 item no. 1761/31 - VOG 7 7" IP touchscreen video door phone
- > no. 1 item no. 1039/44 - PoE switch 4 + 4 ports



1060/634

ONE-FAMILY VIDEO KIT WITH MIKRA2 ENTRY PANEL AND 1741 BASIC VIDEO DOOR PHONE, IPERCOM SYSTEM

Single-user IP kit with Mikra2 entry panel and 7" 1741 Basic video door phone. PoE switch supplied. Equipped with function for call transfer to smartphone.

The kit includes:

- > no. 1 item no. 1060/21 - One-family video entry panel, Mikra, IPerCom system
- > no. 1 item no. 1741/1 - 1741 Basic 7" IP touchscreen video door phone
- > no. 1 item no. 1039/44 - PoE switch 4 + 4 ports



EXPANDABLE IP VILLA KITS

1060/643

ONE-FAMILY EXPANDABLE VIDEO KIT WITH ALPHA ENTRY PANEL AND VOG 7 VIDEO DOOR PHONE, IPERCOM SYSTEM

Single-user IP kit with Mikra2 entry panel and VOG 7 video door phone with the possibility of managing CCTV cameras, intrusion alarm system and Yokis building automation. PoE switch supplied. Equipped with function for call transfer to smartphone.

The kit includes:

- > no. 1 item no. 1060/48 - IP video outdoor station, Alpha, IPerCom system
- > no. 1 item no. 1761/31 - VOG 7 7" IP touchscreen video door phone
- > no. 1 item no. 1039/44 - PoE switch 4 + 4 ports
- > no. 1 item no. 1168/141 - 1-button front panel, Alpha, black
- > no. 1 item no. 1168/61 - Alpha 1-module wall frame
- > no. 1 item no. 1145/51 - 1-module flush-mounting box

It is possible to expand the kit to multi-user systems.



1060/644

ONE-FAMILY EXPANDABLE VIDEO KIT WITH ALPHA ENTRY PANEL AND 1741 BASIC VIDEO DOOR PHONE, IPERCOM SYSTEM

Single-user IP kit with Mikra2 entry panel and 7" 1741 Basic video door phone. PoE switch supplied. Equipped with function for call transfer to smartphone.

The kit includes:

- > no. 1 item no. 1060/48 - IP video outdoor station, Alpha, IPerCom system
- > no. 1 item no. 1741/1 - 1741 Basic 7" IP touchscreen video door phone
- > no. 1 item no. 1039/44 - PoE switch 4 + 4 ports
- > no. 1 item no. 1168/141 - 1-button front panel, Alpha, black
- > no. 1 item no. 1168/61 - Alpha 1-module wall frame
- > no. 1 item no. 1145/51 - 1-module flush-mounting box

It is possible to expand the kit to multi-user systems.



IP villa kits



ACCESSORIES

1060/84

ACTUATOR RELAY, IPERCOM SYSTEM

The IP relay actuator module is equipped with two output contacts and two inputs. Two auxiliary services can therefore be controlled either locally via the two inputs or from other IperCom devices by programming keys or functional icons on the displays of the touchscreen devices. The two outputs can work either in bistable or timed monostable mode. The inputs can also be connected to detection sensors to generate consequent signalling events or complex scenarios. The inputs and outputs can be independent of each other and functionally unrelated. This provides for a true building automation capability for the IperCom system.



- > PoE power supply
- > Maximum load that can be switched on the relays: 30Vdc 5A or 230Vac 5A
- > Wall mounting with 6mm dowels (not supplied)

1717/52

DESK KIT FOR 7" IP VIDEO DOOR PHONES

- > Made of transparent plastic
- > Connecting socket provided
- > Video door phone inclination with respect to the surface: 45°
- > Stand dimensions (W x D): 173 x 120 mm

1760/61

FLUSH-MOUNT KIT FOR VOG 7 VIDEO DOOR PHONE

It enables the VOG 7 video door phone to be flush-mounted in the wall for flush-mounted solutions. The kit consists of a plastic flush-mounting box, a fixing wall frame and two design style frames, one in white and one in black.

- > Made in plastic material
- > Dimensions of the flush-mounting box (W x H x D): 231 x 155 x 40 mm
- > Frame dimensions (W x H x D): 250 x 174 x 4 mm

1125/52

SET OF 10 DUAL-TECHNOLOGY PROXIMITY KEYS

The keys are compatible with both 125 kHz and Mifare 13.56 MHz technology.

1723/46

NUMERIC KEYPAD DOOR OPENING MODULE, MIKRA2

- > Made of Zamak
- > Up to 22 door opening codes
- > Possibility to manage 2 relays. Max. power that can be switched on relays 12Vac/24Vdc 5A
- > Operating temperature: -5°/+45° C
- > Dimensions (W x H x D): 98 x 120 x 30 mm



1168/45

PROXIMITY KEY READER MODULE, ALPHA, WHITE

The proximity key reader module for Alpha access control can be used in single mode as a check point for entrances by access key or inserted into a call button configuration or digital call module.

- > Compatible with Mifare Plus keys. White.
- > Complete with screen-printed thermoplastic white front panel
- > Backlit graphic design
- > Connection via flat cable supplied with wall frames
- > Dimensions (W x H): 124 x 90 mm



1168/46

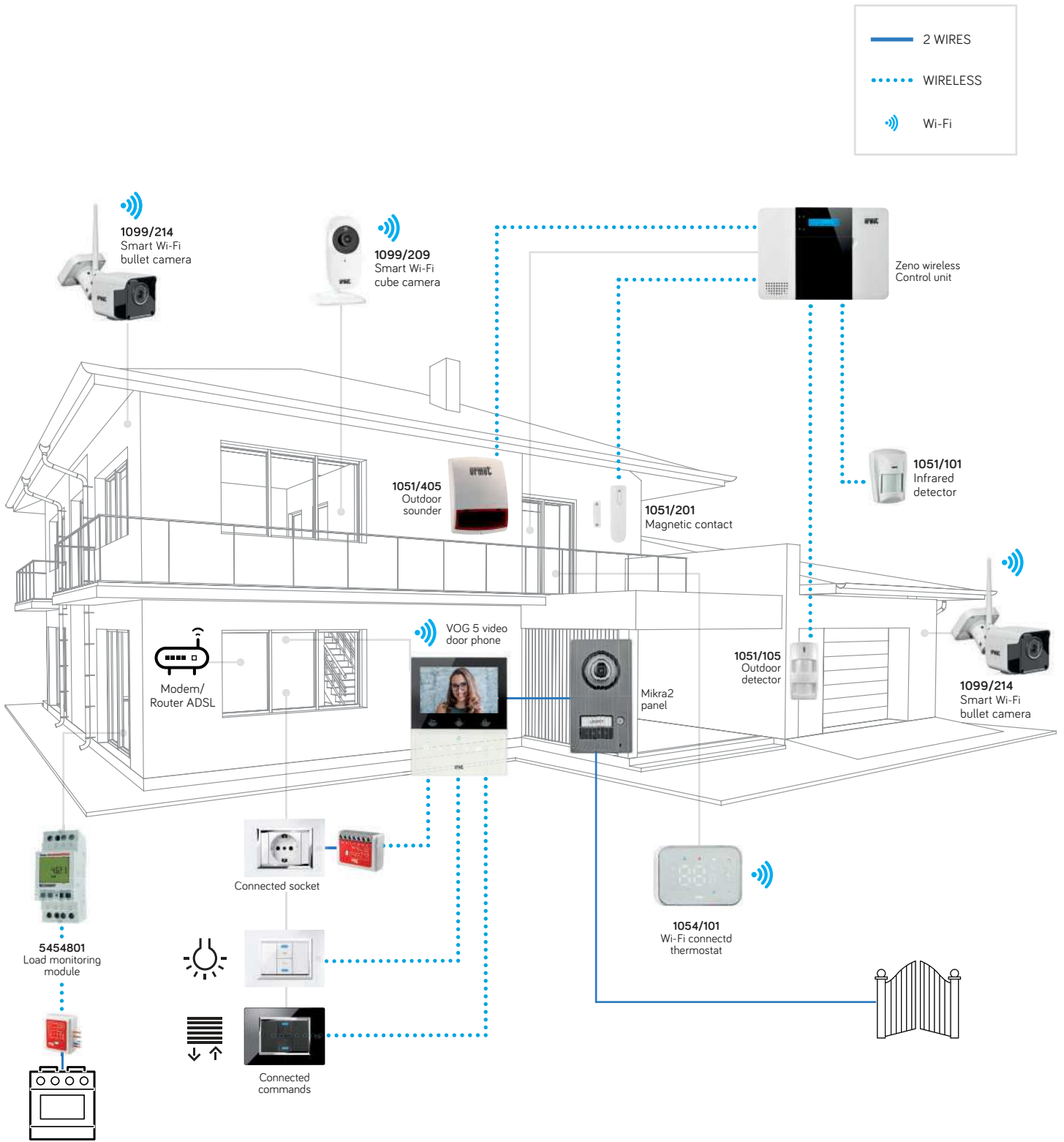
NUMERIC KEYPAD DOOR OPENING MODULE, ALPHA, BLACK

The Alpha numeric keypad module is used in combination with 1168/1 display module and audio or audio/video outdoor station to make up the digital call entry panel. Connection to the other modules with the flat cable supplied as standard.

- > Complete with screen-printed thermoplastic front panel
- > The buttons are equipped with LED for backlighting
- > Connection via flat cable supplied with wall frames
- > Dimensions (W x H): 124 x 90 mm



Villa application diagram



INDOOR STATIONS
CALL FORWARDING
ENTRY PANELS
VIDEO DOORPHONE SYSTEMS
SYSTEM'S ACCESSORIES
ACCESS CONTROL
COMMUNICATION KITS
YOKIS SMART HOME
TELEPHONY
SALES NETWORK

2Voice Wi-Fi integrated villa kits

Kits with 2Voice technology feature the **new VOG 5W**, the hands-free video door phone with soft-touch buttons on a single flat glass surface that enhances its elegance and simple lines.

The **integrated Wi-Fi connection** allows calls to be forwarded to smartphones without adding other devices in the system.

VOG 5W allows the management of the main functions also **in touchless mode**, by means of **gestures** that turns on sensor or **voice commands**.

It is also **compatible with Amazon Alexa**.



2 wires everywhere



Intercom calls, floor call and call repeater



Up to 4 video door phones in parallel



Up to 6 outdoor panels



Vocal commands or gestures



Shock resistance



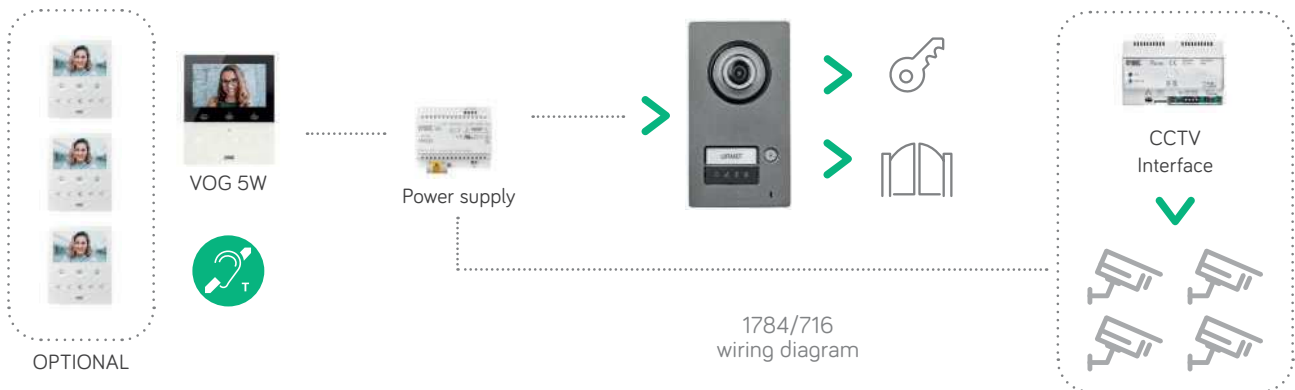
Protection against the infiltration of liquid and fine dust



Open both the door or the driveway door



Up to 400 m between indoor station and outdoor panel



REFERENCES



WI-FI INTEGRATED VILLA KITS

1784/716

ONE-FAMILY VIDEO KIT WITH MIKRA2 ENTRY PANEL AND VOG 5W HANDS-FREE WHITE VIDEO DOOR PHONE WITH WI-FI, 2VOICE SYSTEM

2-wire one-family video door phone kit with 2Voice technology with VOG 5 hands free video door phone and 1-button surface-mounted Mikra2 entry panel. It allows enjoying all the features and accessories of the 2Voice system. Possibility of having up to 4 video door phones with simultaneous calls and intercom calls to other video door phones. The kit provides the call forwarding function to a smartphone via Wi-Fi on board the video door phone.

The kit includes:

- > no. 1 item no. 1784/1 - One-family video entry panel, Mikra2
- > no. 1 item no. 1760/16 - VOG 5W hands-free video door phone with Wi-Fi, white, 5" display, 2Voice system
- > no. 1 item no. 1083/23 - 2Voice riser power supply unit, 6 DIN modules



1784/726

TWO-FAMILY VIDEO KIT WITH MIKRA2 ENTRY PANEL AND VOG 5W HANDS-FREE WHITE VIDEO DOOR PHONE WITH WI-FI, 2VOICE SYSTEM

2-wire two-family video door phone kit with 2Voice technology with VOG 5W hands free video door phone and 1-button surface-mounted Mikra2 entry panel. It allows enjoying all the features and accessories of the 2Voice system. Possibility of having up to 4 video door phones with simultaneous calls and intercom calls to other video door phones.

The kit provides the call forwarding function to a smartphone via Wi-Fi on board the video door phone.

The kit includes:

- > no. 1 item no. 1784/2 - Two-family video entry panel, Mikra2, 2Voice system
- > no. 2 item no. 1760/16 - VOG 5W hands-free video door phone with Wi-Fi, white, 5" display, 2Voice system
- > no. 1 item no. 1083/55 - 4-user distributor, 2Voice
- > no. 1 item no. 1083/23 - 2Voice riser power supply unit, 6 DIN modules



ACCESSORIES

1760/52

DESKTOP STAND FOR VOG 5 AND VOG 5W VIDEO DOOR PHONE

- > Made of plexiglass with a white window film on the front side
- > It is provided with fixing set for the cable and with the connection box. 55° angle

1723/22

LOCAL TRANSFORMER FOR 1723 KIT

- > Dimensions of 2 DIN modules

1723/50

FLUSH-MOUNT KIT FOR MIKRA2 ENTRY PANEL

For features see page 67.

1083/80

ACTUATOR RELAY, 2VOICE SYSTEM

For features see page 138.



URMET CALLME

2Voice kits with integrated Wi-Fi enables to forward a video door phone call to smartphones and tablets via the **CallMe App, without the addition of any device**. From the App you can answer the video door phone, open the door and the driveway and activate the Mute function if necessary.



2Voice villa kits



SINGLE FAMILY VILLA KITS

1784/781

ONE-FAMILY VIDEO KIT WITH MIKRA2 ENTRY PANEL AND VOG 5 HANDS-FREE VIDEO DOOR PHONE, 2VOICE SYSTEM

2-wire one-family video door phone kit with 2Voice technology with VOG 5 hands free video door phone and 1-button surface-mounted Mikra2 entry panel.

It allows enjoying all the features and accessories of the 2Voice system.

Possibility of having up to 4 video door phones with simultaneous calls and up to 3 intercom calls to other video door phones.

The kit is compatible with the call forwarding function on a smartphone using optional device 1083/58A.

The kit includes:

- > no. 1 item no. 1784/1 - One-family video entry panel, Mikra2, 2Voice system
- > no. 1 item no. 1760/6 - VOG 5 hands-free video door phone, white, 5" display, 2Voice system
- > no. 1 item no. 1083/23 - 2Voice riser power supply unit, 6 DIN modules



1784/773

ONE-FAMILY VIDEO KIT WITH MIKRA2 ENTRY PANEL AND VMODO VIDEO DOOR PHONE, 2VOICE SYSTEM

2-wire one-family video door phone kit with 2Voice technology with 7" video door phone and 1-button surface-mounted Mikra2 entry panel.

The kit allows enjoying all the features and accessories of the 2Voice system.

The video door phone allows having two YOKIS building automation control devices thanks to the on-board radio transmitter. Possibility of having up to 4 video door phones with simultaneous calls and up to 2 intercom calls to other video door phones.

The kit is compatible with the call forwarding function on a smartphone using optional device 1083/58A.

The kit includes:

- > no. 1 item no. 1784/1 - One-family video entry panel, Mikra2, 2Voice system
- > no. 1 item no. 1719/1 - vModo video door phone, 7" soft-touch, 2Voice system
- > no. 1 item no. 1083/23 - 2Voice riser power supply unit, 6 DIN modules



1784/761

ONE-FAMILY VIDEO KIT WITH MIKRA2 ENTRY PANEL AND MIRO HANDSET VIDEO DOOR PHONE, 2VOICE SYSTEM

2-wire one-family video door phone kit with 2Voice technology with Miro video door phone and 1-button surface-mounted Mikra2 entry panel.

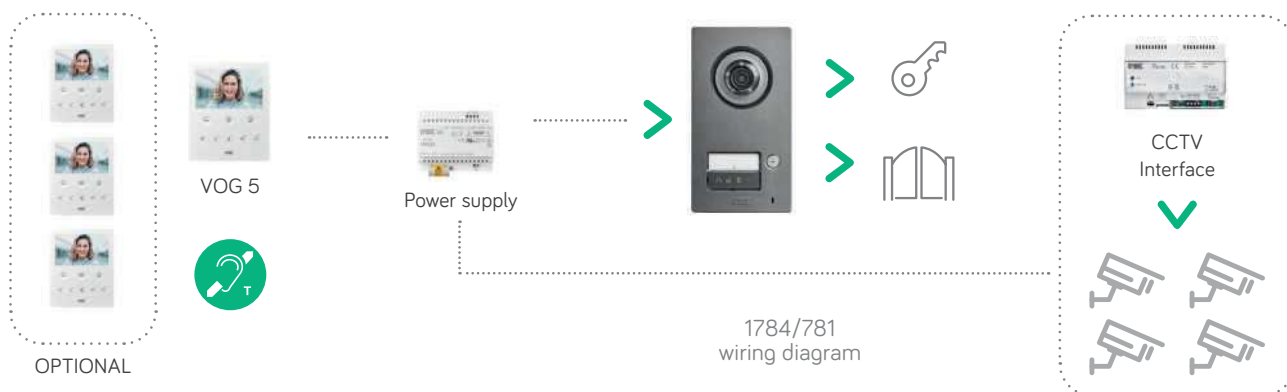
It allows enjoying all the features and accessories of the 2Voice system.

Possibility of having up to 4 video door phones with simultaneous calls and up to 3 intercom calls to other video door phones.

The kit is compatible with the call forwarding function on a smartphone using optional device 1083/58A.

The kit includes:

- > no. 1 item no. 1784/1 - One-family video entry panel, Mikra2, 2Voice system
- > no. 1 item no. 1750/1 - Miro handset video door phone, 4.3" display, 2Voice system
- > no. 1 item no. 1083/23 - 2Voice riser power supply unit, 6 DIN modules



REFERENCES



TWO-FAMILY VILLA KITS

1784/782

TWO-FAMILY VIDEO KIT WITH MIKRA2 ENTRY PANEL AND VOG 5 HANDS-FREE VIDEO DOOR PHONE, 2VOICE SYSTEM

2-wire two-family video door phone kit with 2Voice technology with VOG 5 hands free video door phone and 2-button surface-mounted Mikra2 entry panel.

It allows enjoying all the features and accessories of the 2Voice system.

Possibility of having up to 4 video door phones with simultaneous calls for each family and up to 3 intercom calls to other video door phones.

The kit is compatible with the call forwarding function on a smartphone using optional device 1083/58A.

The kit includes:

- > no. 1 item no. 1784/2 - Two-family video entry panel, Mikra2, 2Voice system
- > no. 2 item no. 1760/6 - VOG 5 hands-free video door phone, white, 5" display, 2Voice system
- > no. 1 item no. 1083/23 - 2Voice riser power supply unit, 6 DIN modules
- > no. 1 item no. 1083/55 - 4-user distributor, 2Voice system



1784/762

TWO-FAMILY VIDEO KIT WITH MIKRA2 ENTRY PANEL AND MIRO HANDSET VIDEO DOOR PHONE, 2VOICE SYSTEM

2-wire two-family video door phone kit with 2Voice technology with Miro video door phone with handset and 2-button surface-mounted Mikra2 entry panel.

It allows enjoying all the features and accessories of the 2Voice system.

Possibility of having up to 4 video door phones with simultaneous calls for each family and up to 3 intercom calls to other video door phones.

The kit is compatible with the call forwarding function on a smartphone using optional device 1083/58A.

The kit includes:

- > no. 1 item no. 1784/2 - Two-family video entry panel, Mikra2, 2Voice system
- > no. 2 item no. 1750/1 - Miro handset video door phone, 4.3" display, 2Voice system
- > no. 1 item no. 1083/23 - 2Voice riser power supply unit, 6 DIN modules
- > no. 1 item no. 1083/55 - 4-user distributor, 2Voice system



ACCESSORIES

1760/52

DESKTOP STAND FOR VOG 5 AND VOG 5W VIDEO DOOR PHONE

- > Made of plexiglass with white glass decal on front panel side
- > Complete with cable fixing set and connection socket. 55° inclination

1723/50

FLUSH-MOUNT KIT FOR MIKRA2 ENTRY PANEL

For features see page 67.



1083/53

RISER DISTRIBUTOR, 2VOICE SYSTEM

For features see page 136.



1083/58A

CALLME CALL FORWARDING DEVICE, 2VOICE SYSTEM

For features see page 41.



1083/80

ACTUATOR RELAY, 2VOICE SYSTEM

For features see page 138.



NOTE2 Wi-Fi video kits



NOTE2 KITS

1723/95

NOTE2 WI-FI ONE-FAMILY VIDEO KIT, WITH MIKRA2 ENTRY PANEL AND VMODO VIDEO DOOR PHONE, 2-WIRE SYSTEM

The kit allows integrated management of Yokis radio building automation controls; in addition, it offers the video door phone answering machine service for up to 32 images. The IP55 outdoor entry panel is equipped with integrated proximity key reader for door opening, wide view angle camera (113° H – 92° V) and system status signalling through backlit icons.

The kit also allows using up to 4 video door phones calling at the same time and intercom calls, as well as adding a second video entry panel and a surveillance camera.

It allows forwarding calls received on the smartphone via the WiFi on the video door phone connected to the home router.

Video door phone system kit for one-family villas consisting of:

- > no. 1 item no. 1723/11 - Secondary one-family video entry panel, Mikra2, for 1723 kit
- > no. 1 item no. 1723/98 - Video door phone vModo, 7" touchscreen, master for 2-wire kit of 1723 range
- > no. 1 item no. 1723/112 - Audio/video inductance, for kit 1723
- > no. 1 item no. 1723/20 - System power supply unit for kit 1723
- > no. 5 proximity keys for door opening



1723/96

NOTE2 WI-FI TWO-FAMILY VIDEO KIT, WITH MIKRA2 ENTRY PANEL AND VMODO VIDEO DOOR PHONE, 2-WIRE SYSTEM

The kit allows integrated management of Yokis radio building automation controls; in addition, it offers the video door phone answering machine service for up to 32 images. The IP55 outdoor entry panel is equipped with integrated proximity key reader for door opening, wide view angle camera (113°H – 92°V).

The kit also allows having up to 4 video door phones calling at the same time - for each housing unit - and intercom calls, as well as adding a second video entry panel and a surveillance camera.

It allows forwarding calls received on the smartphone via the WiFi on the video door phone connected to the home router.

Video door phone system kit for one-family villas consisting of:

- > no. 1 item no. 1723/12 - Secondary two-family video entry panel, Mikra2, for 1723 kit
- > no. 2 item no. 1723/98 - Video door phone vModo, 7" touchscreen, master for 2-wire kit of 1723 range
- > no. 1 item no. 1723/112 - Audio/video inductance, for kit 1723
- > no. 1 item no. 1723/20 - System power supply unit for kit 1723
- > no. 1 item no. 1723/55 - 4-user video distributor for kit 1723
- > no. 10 proximity keys for door opening



URMET CALLME

The Note2 kit with integrated Wi-Fi enables to forward a video door phone call to smartphones and tablets via the **CallMe App, without the addition of any device**. From the App you can answer the video door phone, open the door and the driveway and activate the microphone's mute function if necessary.



REFERENCES



ACCESSORIES

1723/100

MIKRA2 SPARE TAG SET

> Consisting of 2 temporary transparent name tags and 2 black polycarbonate name tags to be screen-printed

1723/102

10PROXY KEYS SET, FOR 1723 KIT

Kit consisting of 5 keys in different colours, a master key for programming and two door opener tags stickers to be applied to the smartphone cover.

1723/22

LOCAL TRANSFORMER FOR 1723 KIT

> Dimensions of 2 DIN modules



1723/97

VMODO VIDEO DOOR PHONE, 7" TOUCHSCREEN, ADDITIONAL FOR 2-WIRE KIT 1723

To be used as additional video door phone in 1723 kits in parallel with the one supplied when several devices with simultaneous call are required.

- > 7" IPS display
- > Resolution 1024x600 pixel
- > Slot for SD card
- > Dimensions (W x H x P): 202 x 142 x 22 mm



1723/60

HANDS-FREE 7" DISPLAY VIDEO DOOR PHONE FLUSH-MOUNT KIT

> Fixing screws included

1723/50

FLUSH-MOUNT KIT FOR MIKRA2 ENTRY PANEL

Flush-mount kit for Mikra2 entry panel made up of:

- > no. 1 plastic flush-mounting box
- > no. 1 fixing wall frame
- > no. 1 design style trim



1723/51

SWITCHING ACTUATOR RELAY FOR TWO ENTRY PANELS, 1723/95 AND /96 KITS

It allows you to have two call stations and thus manage two inputs on 1723 kits.

> Size: 6 DIN modules



1723/69

VIDEO INTERFACE UP TO 4 SURVEILLANCE CAMERAS FOR 1723 KIT

It allows up to a maximum of 4 surveillance cameras to be added on 1723 kits.

Cameras can be displayed in sequence on the video door phone.

> Size: 6 DIN modules



2-wire villa kits



2 WIRE VILLA KITS

1722/93

ONE-FAMILY VIDEO KIT WITH MIKRA2 ENTRY PANEL AND MİRO HANDS-FREE VIDEO DOOR PHONE, 2-WIRE SYSTEM

The kit includes:

- > no. 1 item no. 1722/115 - Secondary one-family video entry panel, Mikra2, for 1722 kit
- > no. 1 item no. 1722/88 - Hands-free additional Miro 4.3" soft-touch video door phone for 2-wire kit of 1722 range
- > no. 1 item no. 1722/21 - Power supply unit for 2-wire system
- > no. 1 item no. 1722/112 - Audio/video inductance, for 1722 kit

Possibility of having up to 4 video door phones in simultaneous call and intercom between video door phones.



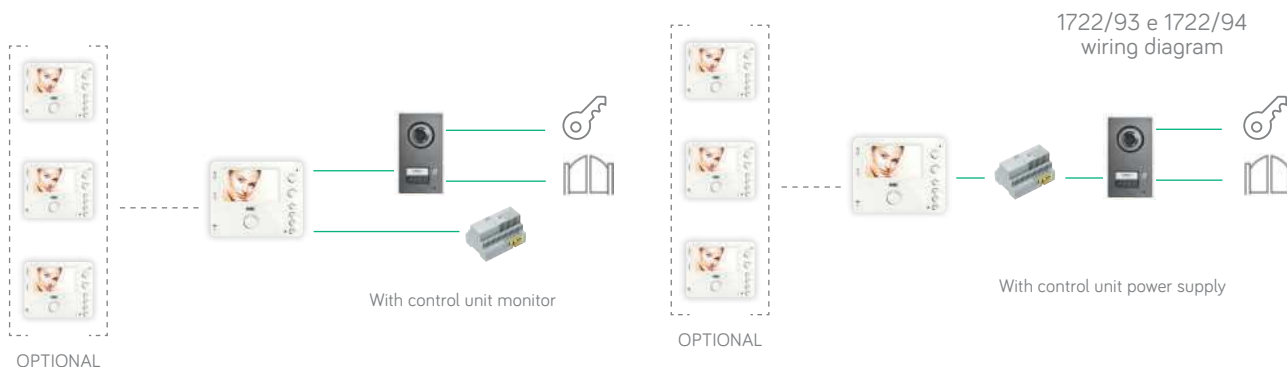
1722/94

TWO-FAMILY VIDEO KIT WITH MIKRA2 AND MİRO HANDS-FREE VIDEO DOOR PHONES, 2-WIRE SYSTEM

The kit includes:

- > no. 1 item no. 1722/116 - Secondary two-family video entry panel, Mikra2, for 1722 kit
- > no. 2 item no. 1722/88 - Hands-free additional Miro 4.3" soft-touch video door phone for 2-wire kit of 1722 range
- > no. 1 item no. 1722/21 - Power supply unit for 2-wire system
- > no. 1 item no. 1722/112 - Audio/video inductance, for 1722 kit

Possibility of having up to 4 video door phones in simultaneous call for each family and intercom between video door phones.



REFERENCES



ACCESSORIES

9854/43

ADDITIONAL UNIVERSAL RINGER FOR INDOOR STATIONS

- > Power supply 12 Vac



1122/4

ADDITIONAL DOOR PHONE FOR MİRO 1722 RANGE KIT

For use as an additional device to the 1722 series video door phones. Equipped with door opener button plus two buttons for two intercom calls. Miro design style and white in colour.

- > White plastic material



1750/52

TABLE STAND FOR MİRO VIDEO DOOR PHONE

- > Made of transparent plastic
- > Connecting socket provided
- > Video door phone inclination with respect to the surface: 40°
- > Stand dimensions (W x D): 160 x 160 mm



1750/60

FLUSH-MOUNT KIT FOR MİRO VIDEO DOOR PHONE

It is made up of plastic flush-mounting box, a white and a black front panel. Fixing screws included.

- > Flush-mounting box dimensions (W x H x D): 184 x 160 x 60 mm



1723/50

FLUSH-MOUNT KIT FOR MIKRA2 ENTRY PANEL

Flush-mount kit for Mikra2 entry panel made up of:

- > no. 1 plastic flush-mounting box
- > no. 1 fixing wall frame
- > no. 1 design style trim
- > Dimensions of the flush-mounting box (W x H x D): 119 x 212 x 45 mm
- > Dimensions of the design style frame (W x H): 140 x 220 mm



1722/55

4-USER VIDEO DISTRIBUTOR, FOR 1722 KIT

Spare part for the distributor that comes with the 1722 series two-family kits.

- > Dimensions (W x H x D): 45 x 45 x 16 mm



1722/58A

CALLME CALL FORWARDING DEVICE, FOR 1722 KIT

It allows video door phone calls to be forwarded to the remote mobile phone or tablet.

The CallMe app installed on your Android or iOS device allows you to answer and open the door or driveway gate. It is also possible to query the entry panel cameras, and other connected surveillance cameras on the 2VOICE system, from the mobile phone without having received the call.

Compatible with all kits 1722 on the catalogue.



1722/88

4.3" SOFT-TOUCH MİRO HANDS-FREE VIDEO DOOR PHONE, ADDITIONAL FOR 2-WIRE KITS OF 1722 RANGE

4.3" hands-free video door phone with miro design style. To be used as a basic spare video door phone or as an additional video door phone on 1722/93 and 1722/94 kits. Equipped with 2 programmable buttons for 2 intercom calls and 2 buttons for contact closure for add-on functions. Output for automatic recall.

- > 5 ring tones available
- > Video resolution: 480 x 272
- > Dimensions (L x H x D): 160 x 130 x 24 mm
- > Surface wall mount, with fixing on flush-mounting box 503 or round 60-mm diameter box, or flush-mounting box (using 1750/60 accessory to be purchased separately)
- > Polished white



Analogue audio kits

2-WIRE VILLA KIT

The 2-wire villa kit 1122/31 is ideal for transforming a doorbell system into an door phone system with audio call and door opening service.



2-WIRE VILLA KIT

1122/31

ONE-FAMILY AUDIO KIT WITH MIKRA ENTRY PANEL AND UTOPIA DOOR PHONE, 2-WIRE SYSTEM

The 2-wire one-family door phone kit consists of a MIKRA entry panel and a door phone with UTOPIA design style with call volume control and "Mute" function. The kit allows controlling the opening of a second automatic gate without adding wires to the riser thanks to a relay contact on the outside operated by a second additional button on the door phone. Possibility to connect up to 4 door phones in parallel. The door phone is equipped with jumper to select one of the 2 available ring tones.


- > Max. distance between door unit and door phone: 110 m
- > System power: 12Vac
- > Network power: 230Vac 50Hz
- > Panel dimensions (H x W x D): 185 x 99 x20 mm
- > Name tag dimensions (H x W): 26 x 56 mm
- > Degree of protection IP: IP44



Wiring diagram BEFORE



1122/31 wiring diagrams (options) automatic gate



4+N VILLA KIT

The villa kit 1122/601 is suitable for creating audio system with one or 2 entrance for one- or two-family houses.

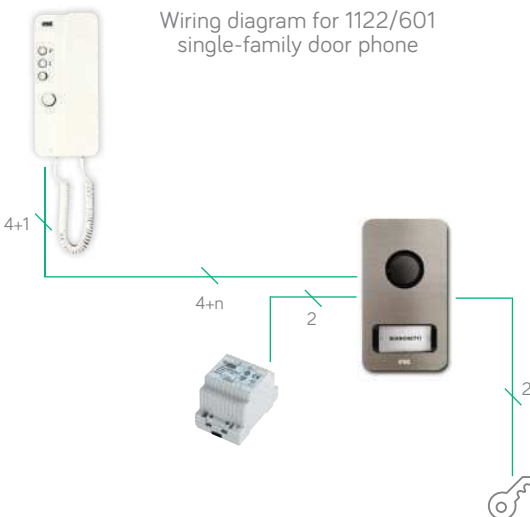


4+N VILLA KIT

1122/601

ONE - FAMILY AUDIO KIT WITH MIKRA PANEL AND MIRO INTERCOM, 4+N SYSTEM

One-family 4+n audio kit consisting of a Mikra push-button panel and a Miro door phone mod. 1150 with additional button. Possibility to manage a second additional service and connecting up to 2 door phones in parallel. Electronic call. The push-button panel is designed to manage 2 independent calls.



URMET CALLME

The villa audio kit 1122/601 with Miro and Mikra is compatible with the CallMe App for the call forwarding on smartphones: allows you to **forward a audio call** on smartphones and tablets through the **CallMe App** and the **addition of the appropriate 9854/58 device**. To find out more, contact the sales network.





Yokis Smart home

Yokis UP system

A unique offer on the market, designed for continuous, future-oriented evolution

Urmet's range for home automation has evolved further, taking another step into the future.

Adding to the effectiveness of the range dedicated to advanced electrical system solutions, both wired and radio on Yokis proprietary protocol, is now the new Yokis UP (Unlimited Power) range based on the open standards, Zigbee 3.0 and Bluetooth 5.0, which allow the interoperability of devices within the home, either directly or via API, and thus the modularity of the solution offered.

Energy saving, living comfort, security of things and persons and the modularity of housing, capable of adapting to individual varying lifestyles, are requirements that cannot be renounced and the connected home is the solution to all these challenges: simple, flexible, implementable in both renovation and new home contexts.

All this with the aim of significantly reducing set-up times and costs, positioning itself as the reference point for professional installers, particularly in the renovation market.

The Yokis UP range is Urmet offering of smart home enabling "infrastructure products", i.e. solutions that combine professional-quality products that must last over time, with an open, scalable, reliable and future-oriented ecosystem.

Scalability not only concerns the possibility of adding devices and functions from the Yokis UP range or the Urmet ecosystem, but also the possibility of interaction of the connected infrastructure of the home with third-party consumer devices (weather stations, connected lamps, sensors, irrigation systems, etc.).


Zigbee 3.0 technology is an open standard that makes it possible to combine the installation advantages of a professional product with the creation of a functional ecosystem accessible to any user. In fact, all the devices in the home can communicate with each other through a common standard and be controlled by one App (YnO UP) and voice assistants.



> **Zigbee**, for communication between modules, ensures reliable communication, based on a mesh-type radio network, and interoperability with devices from other manufacturers, thanks to the open technology.



> **Bluetooth**, for direct communication between the programming device and the modules, thanks to which modules can be located and updated, and device settings can be changed quickly, without the need for programming tools.



Yno UP, the App for the end user

Control of the whole house through the smartphone

The installation of a GATE-UP or GATE-UP MAX hub allows using the Yno UP App and managing the Yokis UP range ecosystem also from smartphones and tablets, both locally and remotely.

The Yno UP application offers a new vision of living comfort, concentrating the best of professional and consumer products in one application.

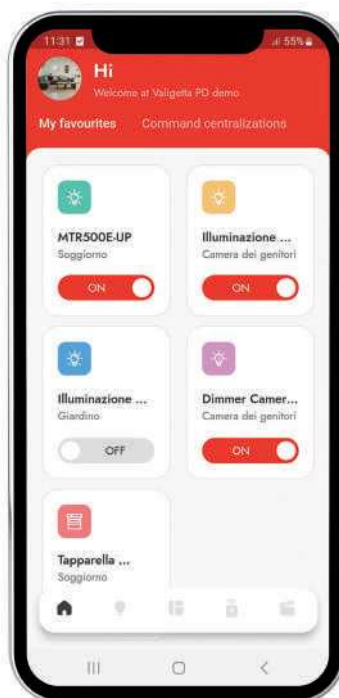
It offers its users the possibility of remotely controlling the functions of their homes, configuring the various settings of system modules as well as remote controls, creating scenarios adapted to their needs and, thanks to its openness to third-party devices, also the possibility of enriching the ecosystem with Zigbee 3.0-compatible products.

The new look and feel has been adapted to suit current graphic standards, in order to make Yno UP even more immediate and user-friendly.

In addition to local and remote system management, the following functions are possible:

- local control of the system from a smartphone or tablet with status feedback
- set up and activate notifications
- configure and disable remote controls
- customise actuator functions
- control compatible, third-party Zigbee 3.0 devices
- manage partner Cloud services, for third-party products
- create scenarios that can be activate from transmitters, smartphone/tablet or Urmet video door phone or automatically with scheduled events, etc.
- create new Yno UP users with whom to share the management of the system (babysitters, guests, etc.) or part of it
- customise the home screen display according to the user preferences for more intuitive and faster use

Finally, thanks to the support of the Bluetooth standard, the user can change the module settings, both actuators and transmitters.

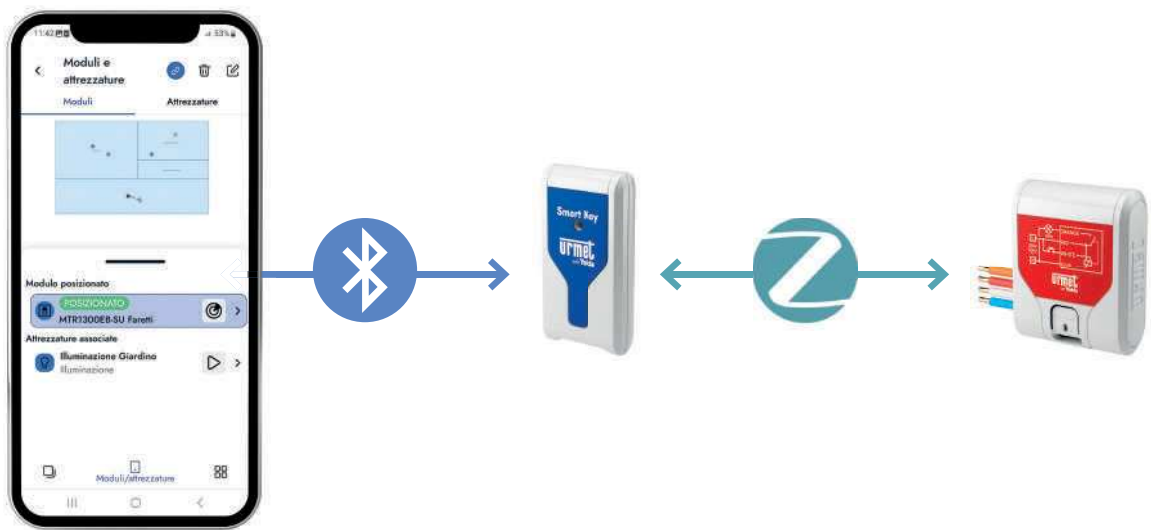


UP2PRO, the App for professionals

A simple, fast and very efficient professional tool!

While not essential for the implementation of an installation, the UP2PRO application provides professionals with a tool for greater efficiency on site and greater management of the Yokis UP radio ecosystem.

With the **new KEY-UP programming interface**, connection to the programming device takes place via Bluetooth, thus eliminating constraints on the type of device to be used.



UP2Pro

Thanks to the Bluetooth connection, **UP2PRO becomes even more flexible**, as it can be used not only on Android devices but also on iOS devices, both smartphones and tablets. **Using the UP2PRO Installer App, a smart home system can be implemented in a few simple steps**, saving all installation data, which will be useful for future integrations.



INDOOR STATIONS
CALL FORWARDING
ENTRY PANELS
VIDEO DOORPHONE SYSTEMS
SYSTEM'S ACCESSORIES
ACCESS CONTROL
COMMUNICATION KITS
YOKIS SMART HOME
TELEPHONY
SALES NETWORK

Installation in just 6 steps



Design your system quickly and easily with the touch of your finger.



YOKEY automatically detects the radio Yokis receivers. It places all modules on the plan and easily configure your installation (modules, zones, centralisation, etc.).



Add, set, duplicate your control points directly from your UP2PRO.



Transfer your settings to the GATE UP Hub. This will enable your customers to control their homes remotely or locally using their smartphones.



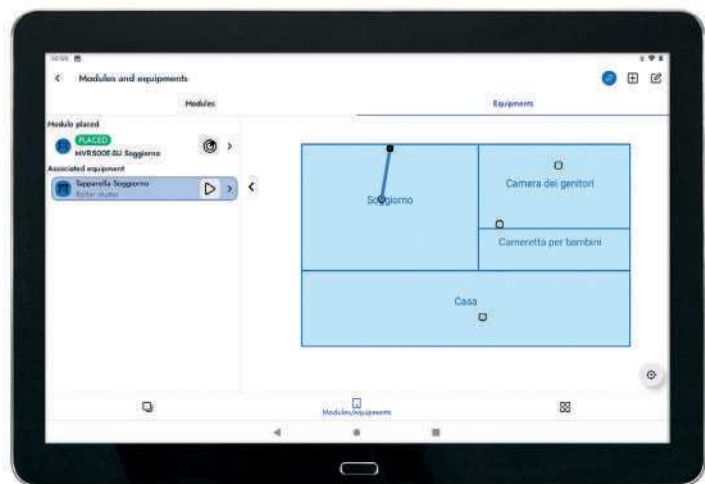
Save, share your installations securely on the Yokis Cloud.



A final step allows you to carry out automatic diagnostics of the quality of the interconnections between the installed modules, highlighting any critical issues.

Graphical representation of the module map

The new look and feel has been adapted to suit current graphic standards, in order to make UP2PRO even more immediate and user-friendly.



The UP2PRO App also integrates important diagnostic functions:

- **diagnostics of the Zigbee network:** the Zigbee technology enables measurements of connection quality between the different modules in the system, as well as displaying the most frequently used radio connections in the mesh network and identifying locations that might require the addition of a repeater.
- **“sonar” mode:** the BLE technology built into the SMARTKEY allows us to perform proximity detection of modules. It is an ideal tool for locating the position of a module installed in a wall.
- **backup management:** it is possible to view the status of site configuration backups, both on the cloud and on the GATE-UP hub (if any), including site information (address, type, etc.) and the number and type of modules installed on the site
- **software update:** in addition to programming the modules, it checks the installed software version and, if an update is available, it will be proposed for installation.

Application diagram

UP2PRO: the simple, fast and efficient professional tool.

For home control, comfortably, whenever you want.

UP2Pro



YNG



zigbee

Thanks to the Zigbee protocol, all Yokis UP radio receivers can be controlled by wire commands or radio transmitters, even from third parties.

Bluetooth®

With the Bluetooth protocol, it is possible to locate actuator modules, even behind a wall, to change the settings and update the firmware through direct communication between the programming device and the modules.

With voice commands, you can control your devices, your centralisations, and your scenarios, thanks to the compatibility between Yokis and Amazon Alexa or Google Home.



Google Assistant and all related logos are trademarks of Google.com, Inc. or its affiliates. Amazon, Alexa and all related logos are trademarks of Amazon.com, Inc. or its affiliates.

Manage your smart home with your voice

Google Home is the voice service based on the Google cloud. Thanks to **Google voice assistant**, a smart speaker with voice commands, it is possible to carry out simple actions without interrupt your activities.

Controlling the lights with your voice is just the beginning. Make the most of your Yokis UP electrical system by asking Google Assistant to:

- > turn on/off and dimming a light
- > move your rolling shutter
- > command the actuators

Requirements

- > installation of Yokis UP radio modules in your electrical system
- > the GATE-UP hub web server that allows Google Assistant to communicate with the installed Yokis UP products.



Google Assistant and all related logos are trademarks of Google.com, Inc. or its affiliates.



Hey Google,
open the gate.

Amazon Alexa is the voice service based on the Amazon cloud. Thanks to **Amazon Echo**, a smart speaker with voice commands it is possible to carry out simple actions without getting up from the sofa.

Controlling the lights with your voice is just the beginning. Make the most of your Yokis UP electrical system by asking Amazon Alexa to:

- > turn on or adjust the intensity of the lights
- > adjust the temperature
- > simplify getting out of the house with the centralisations

Requirements

- > installation of Yokis UP radio modules in your electrical system
- > the GATE-UP hub web server that allows Amazon Alexa to communicate with the installed Yokis UP products.



"Alexa, dim the lights."

Amazon, Alexa and all related logos are trademarks of Amazon.com, Inc. or its affiliates.



Urmet and Yokis UP

Urmet ecosystem: Yokis UP range, the 'glue' for integrated solutions

The modules in the Yokis UP range can be integrated with the Urmet product range for creating automation scenarios through dry contact output.

- > **Video door phone systems:** Urmet's range of connected video door phones, through the integrated YnO UP App, allows managing commands, centralisation and scenarios directly from the video door phone, which thus becomes the control monitor for all functions in the home.
- > **Anti-intrusion:** with the Urmet Zeno Pro control unit, it is possible to control the alarm control unit directly from the YnO UP App: control total and individual zone activation and consult status. Conversely, it is possible to connect an E2BP-UP transmitter to an output of the alarm system which, and following an activation or detection can control a command, a centralisation or a scenario (requires GATE-UP), for example to switch on all lights and open all rollers.
- > **Video surveillance:** with the Smart Wi-Fi range of Urmet


cameras, thanks to the integration on YnO App, it is possible to display and interact with the cameras directly from the YnO UP App, following a motion notification. Conversely, by connecting an E2BP-UP transmitter to the dry contact output of a camera, following a motion detection, a command can be sent to a Yokis module, for example to switch on a light, or initiating a presence simulation scenario (requires GATE-UP).

- > **Temperature control:** with new Urmet Wi-Fi connected chronothermostat, thanks to integration on the YnO UP App, it is possible to display the temperature in real time, and change the operating settings.

Yokis UP preset on Miro Hands-free door phone


Available in video and audio versions, the Hands-free Miro range is preset for integration of Yokis UP modules: the devices, in fact, have two auxiliary outputs for various services, for example to be used to connect them to the

E2BP-UP transmitter to create “**leaving home**” and “**back home**” scenarios to activate centralised controls of lights and rollers or to control customised activations.



After a suitable programming of Yokis UP modules, it is possible to:

- > **with the first pushbutton,** activate “leaving home” scenario.
- > **with the second pushbutton,** activate “back home” scenario.



Miro Audio Hands-free
Item no. 1183/7

Video door phone

Urmet integrated video door phones

Thanks to integration of the App YnO UP, it is possible to create easily centralised systems and scenarios directly

on the video door phone, without any additional wiring, through an intuitive interface.

Management of services and scenarios



VOG 7

Item no. 1760/31A - 1760/31A
7" touchscreen video door phone
Management of services and scenarios



VOG 7

Item no. 1761/31 - 1761/33
7" touchscreen video door phone
Management of services and scenarios



MAX 10

Item no. 1717/21
7" soft touch video door phone
Management of services and scenarios

Urmet and Yokis UP

Integration with Zeno Pro anti-intrusion control unit

> Interaction via YnO UP App with the following set of functions:

- Information on control unit status
- Alarm notifications
- Partial or total setting of control unit
- Partial or total unsetting of control unit
- Reset of alarm events
- Enabling/disabling of remote access
- Enabling/disabling of remote system unsetting
- Enabling/disabling of notifications

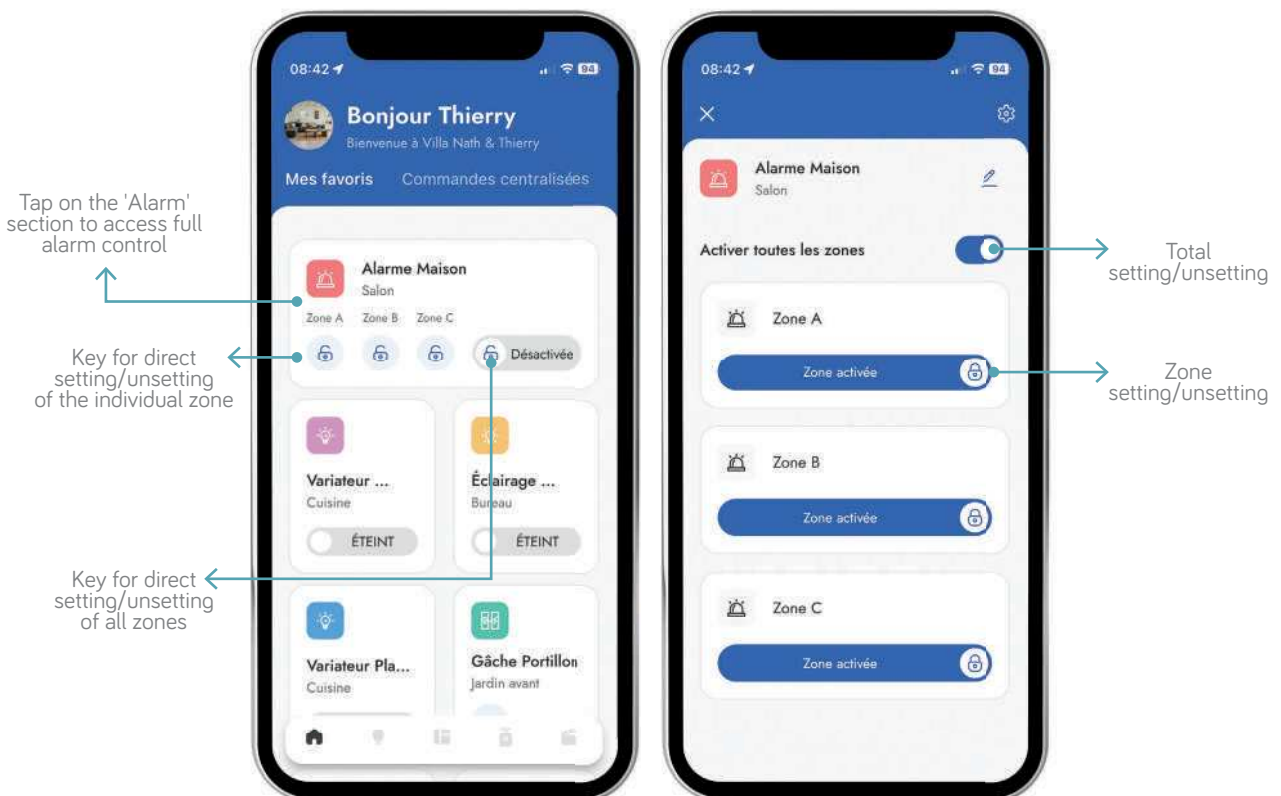
> Installation via MyZeno App

> Management via YnO UP App, both locally and remotely



YnO UP App integration with Zeno Pro anti-intrusion control unit

“My alarm system”



Integration with Urmet Video Smart Wi-Fi cameras

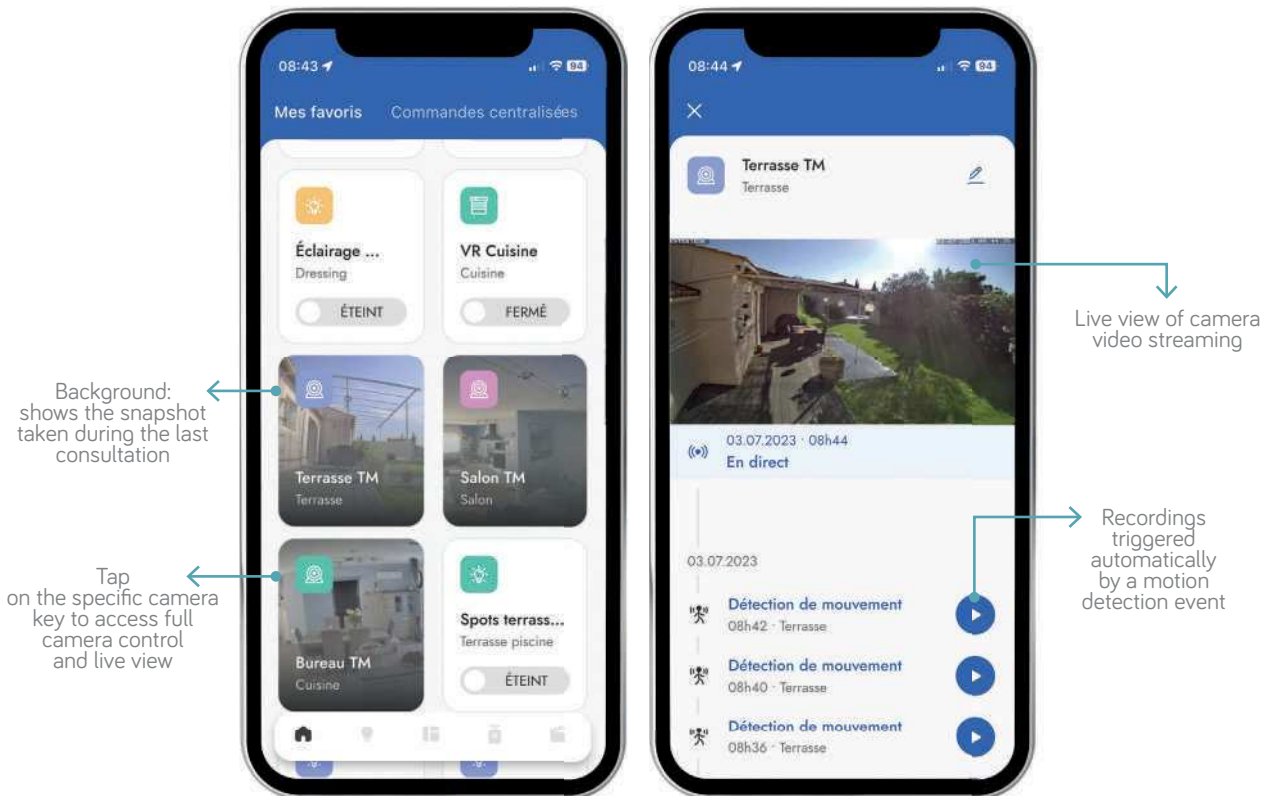
Common features

- > Start of recording /snapshot
- > Viewing video streaming both locally and remotely
- > Remote Playback
- > Alarm playback
- > Push notifications
- > Event notifications (motion detection)
- > Daily motion detection event log
- > Sending and receiving camera audio
- > Installation via V-Stream App
- > Viewing via Yno UP App, both locally and remotely (with GATE-UP hub)



Yno UP App integration with Urmet Video Smart Wi-Fi cameras

«My cameras»



For further information on integration between Urmet and Yokis products, contact your local Sales Office.

Temperature control

The temperature control system function of the Yokis UP range integrates the Wi-Fi connected chronothermostat with air quality monitoring (item no. 1054/101).

Urmet's product range evolves with the innovative Wi-Fi chronothermostat that integrates the temperature control function with air health monitoring, thanks to the integration of air quality measurement sensors (humidity, carbon dioxide and tVOC).

The Wi-Fi connectivity gives the new chronothermostat greater flexibility in terms of application fields, and a modern, minimalist design makes it suitable for all environments. **Thanks to its Wi-Fi connectivity, different applications can be chosen:** in stand-alone installations through the dedicated Urmet On App, or in installations with the GATE-UP hub, it can be controlled via YnO UP App, thus being able to integrate its operating logic with the ecosystem from the Yokis UP range.



Radio: can control the boiler through on-board relay, in the case of wired preset, or via radio, either via Wi-Fi, through dedicated actuator relay (1054/102), or via Zigbee, by pairing the MTR1300EB-UP relay and the E2BP-UP transmitter.

Connected: it can be controlled through Apps for smartphones and tablets, both locally and remotely, and through Google Home and Amazon Alexa voice assistants.

Multifunctional: the combination of temperature control with air quality monitoring makes it a device that can manage both comfort and environmental health. Thanks to the dedicated Wi-Fi relay (item no. 1054/102), it can in fact control not only the temperature control system, but also air recirculation devices, dehumidifiers, emergency indicators, if the set thresholds are exceeded.

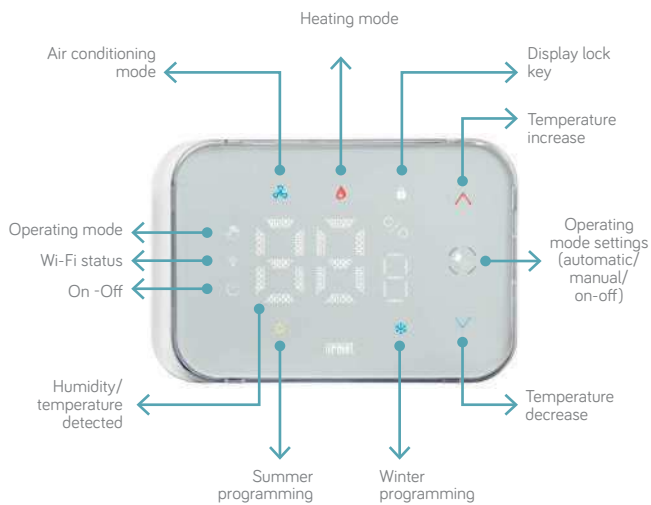
Ease of use: simplified control through illuminated soft-touch keys for the most frequently used operations: increasing/decreasing the temperature, changing the operating mode (on/off, automatic/manual). The same operations are also made available by voice commands through voice assistants.

Versatile: suitable for any type of temperature control system: floor installation, with radiators, fan-coils or split/multi-split systems, for both heating and cooling. Thanks to its integration with the Yokis UP range, it is possible to combine its activation with that of other devices in the Yokis UP range. For example, rollers can be lowered during the day in summer to reduce heat from outside, or opened in winter to take advantage of the sun's heat.

Modular: if the GATE-UP hub is present, it is possible to combine several Wi-Fi chronothermostats with relays from the Yokis UP range, thus being able to automatically manage several activations with one logic, such as zone solenoid valves and circulation pumps, if any, with common activation logic for boiler activation.

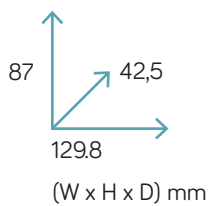
Easy installation: it can be installed on 2- or 3-module junction boxes, and does not require boiler control preset, as it can take advantage of the Wi-Fi radio relay (1054/102).

FEATURES



- > Schedule granularity: every 30 minutes
- > Adjustment range:
Winter: +5/+30 °C - Summer: +15/+35 °C
- > Adjustment steps: Winter: ± 0.2 °C Summer: ± 0.2 °C
- > Thermal differential: Adjustable from 0.2 to 5 °C
- > Temperature deviation correction: ± 5 °C
- > Contact range: 230 Vac - 5A (resistive load)
- > Standard Wi-Fi: IEEE 802.11 b/g/n
- > Installation: in 2- or 3-module flush-mounting box
- > Power supply: 100 ÷ 260 Vac 50 ÷ 60 Hz

1054/101



THE APPLICATION ALLOWS YOU TO

- > Switch the heating or air conditioning system on and off
- > Program the weekly operation
- > Switch to manual mode
- > Set frost protection function
- > Activate, if necessary, alarms if set temperatures are exceeded
- > Activate, if necessary, alarms if air quality threshold is exceeded
- > Manage several chronothermostats at the same time, even if installed in different homes



URMET ON

The **new free App** for the user that allows **controlling fire detection system** in a simple and user-friendly way **via smartphone or tablet**.



Temperature control

Air quality monitoring and signalling

Thanks to sophisticated sensors, the Wi-Fi connected chronothermostat **constantly samples the air in the surrounding environment** to warn if levels of harmful gases and pollutants exceed the threshold values; in particular, it allows detecting the following components: Total Volatile Organic Compounds (VOCs), carbon dioxide (CO₂) and relative humidity.

The monitoring result of the measured values is displayed directly on the device through the integrated LED band, which lights up with different colours: BLUE (good), ORANGE (sufficient) and RED (poor).

This indication is also available via App, where it is possible to receive specific notifications of any abnormal measured values. Furthermore, it is possible to display the trend

of humidity and temperature values over time, so that preventive action can be taken to improve environmental health at times of the day when values worsen.

If the user wishes, thanks to the dedicated Wi-Fi relay (item no. 1054/102) it is possible to activate devices such as dehumidifiers, sanitisers, alarm signalling devices.

For configuration and management of the device, both the dedicated Urmel On application, suitable for stand-alone installations, and the YnO UP application, for integrated management with the Yokis UP range ecosystem, are available.

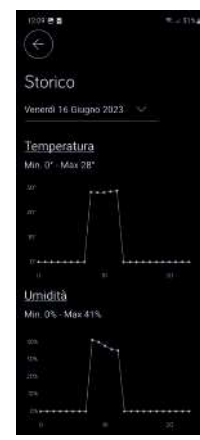
Consultation of these values is made simple and immediate thanks to the dedicated Urmel On App.



On the main screen, the measured temperature and humidity values and an assessment of the air quality values are shown



In the air quality section, tVOC and CO₂ measured values are shown



In the log section, it is possible to view the graphic representation of the values measured over time, so that preventive action can be taken in the most problematic time slots

REFERENCES

WI-FI CONNECTED CHRONOTHERMOSTAT

1054/101

WI-FI CONNECTED CHRONOTHERMOSTAT WITH AIR QUALITY MONITORING

The Wi-Fi-connected chronothermostat integrates the temperature control function with air health monitoring, through the integrated air quality measurement sensors (humidity, carbon dioxide and tVOC).

Thanks to its Wi-Fi connectivity, the new chronothermostat allows for greater flexibility in terms of application areas: in stand-alone installations through the dedicated Urmet On App, or in installations with the GATE-UP hub, it can be controlled via YnO UP App, thus being able to integrate its operating logic with the ecosystem from the UP range.

In both cases, the 1054/101 Wi-Fi-connected chronothermostat can be controlled via smart speaker.

Boiler activation control can take place in 3 modes: through on-board relay, in the case of wired preset, or via Wi-Fi network, through dedicated actuator relay (1054/102), or via Zigbee radio, by pairing the MTR1300EB-UP relay and the E2BP-UP transmitter.

The combination of temperature control with air quality monitoring makes it a device that can manage both comfort and environmental health. Thanks to the dedicated Wi-Fi relay (item no. 1054/102), it can in fact control not only the temperature control system, but also air recirculation devices, dehumidifiers and emergency indicators, if the set thresholds are exceeded.

- > Schedule granularity: every 30 minutes
- > Adjustment range: Winter: +5/+30 °C - Summer: +15/+35 °C
- > Adjustment steps: Winter: ± 0.2 °C Summer: ± 0.2 °C
- > Thermal differential: Adjustable from 0.2 to 5 °C
- > Temperature deviation correction: ± 5 °C
- > Contact range: 230 Vac - 5A (resistive load)
- > Standard Wi-Fi: IEEE 802.11 b/g/n
- > Installation: in 2- or 3-module flush-mounting box
- > Power supply: 100 ÷ 260 Vac 50 ÷ 60 Hz



WI-FI RELAY

1054/102

TOGGLE ELECTRONIC WIFI RELAY MODULE

Wi-Fi relay dedicated to the connected Wi-Fi chronothermostat (item no. 1054/101) that allows wireless control of the boiler.

It also enables the activation/deactivation of any air purifiers, dehumidifiers and emergency signalling devices if humidity, Co2 and tVOC thresholds are exceeded.

It features two operating modes: manual and automatic. In manual mode it is always usable (even without the Wi-Fi connection) and controls the relay by simply pressing the side button, ignoring any alarm message from the Wi-Fi chronothermostat. In automatic mode, the relay reacts to alarm messages from the Wi-Fi chronothermostat.

- > Power supply: 240 Vac - 60Hz
- > Dry contacts: contact rating 7A 250Vac / 30Vdc
- > Maximum number of devices: 3 per any type of detection



Yokis UP range: connection devices

New GATE-UP and GATE-UP MAX hubs

The Yokis UP range includes new **devices for interfacing the Zigbee radio protocol to the IP network**, in order to enable a set of advanced functions, such as:

- control and customise programming
- define scenarios, both manually and automatically activated
- enable interaction with the Urmet ecosystem for temperature control, video door phone systems, video surveillance and anti-intrusion functions via Urmet Cloud
- extend the system through third-party devices, via Urmet Cloud
- receive alerts
- create new YnO UP users with whom to share the management of the system (babysitters, guests, etc.) or part of it
- consult usage log data, through which to monitor temperature trends over time

The Yokis UP range includes two different hub devices:

- > **GATE-UP**: hub with Zigbee radio protocol
- > **GATE-UP MAX**: multi-protocol hub capable of managing both the Zigbee radio protocol and the Yokis Radio Power protocol, for hybrid Zigbee / Yokis Radio Power systems, and thus enabling backward compatibility with Yokis Radio Power protocol devices and allowing their evolution over time.

CONNECTION DEVICES

4820411

GATE-UP IP/RADIO GATEWAY, UP RADIO SYSTEM

GATE-UP is the IP/radio Zigbee gateway in the Yokis UP range that allows the Yokis UP system to be connected, enabling it to be controlled remotely via the YnO UP App: to carry out voice commands via Alexa and Google Assistant, to define scenarios, to activate security camera and alarm system functions. Via the integrated Zigbee radio, it can directly control devices of the Yokis UP range, so the devices are isolated from the Internet and the security of the system is not compromised.

- > Power supply: USB DC 5V to 5.25V 2A
- > Radio protocol: Zigbee
- > Radio frequency band: 2400.0 - 2483.5 MHz
- > Maximum transmitted radio power: 10 mW
- > IP network connection: Ethernet RJ45 or Wi-Fi 2.4GHz and 5GHz
- > Ambient temperature: -20 °C to +40 °C
- > Relative humidity: 0 to 90%
- > IP protection rating: IP30
- > Installation: tabletop or wall-mounted
- > Dimensions: (W x H x D): 135 x 125 x 23 mm



REFERENCES

CONNECTION DEVICES

4820432

GATE-UP MAX HUB

GATE-UP MAX is the multi-protocol hub compatible with both Yokis UP and Yokis Radio Power range modules, thanks to its integrated double aerial, i.e. capable of handling both the Zigbee radio protocol and the Yokis Radio Power protocol, to create hybrid UP / Radio Power systems, and thus ensure backward compatibility with Yokis Radio Power protocol devices.

GATE-UP MAX enables the YnO UP user App for managing Smart Home functions, even outside the home, and the management of more advanced functions such as scenarios, interactions with products via Urmet Cloud, and the collection of log operating data.

GATE-UP MAX is configurable by the installer using the UP2PRO App, through the KEY-UP programming interface.

- > IP network connection: Ethernet RJ45 or Wi-Fi 2.4 and 5GHz
- > Zigbee radio frequency band: 2400.0 - 2483.5 MHz
- > Maximum Zigbee radio transmission power: 10 mW
- > Yokis Radio Power radio frequency band: 2.4 GHz
- > Maximum Zigbee radio transmission power: 10 mW
- > Ambient temp.: from -20 °C to +40 °C
- > Relative humidity: from 0 to 90%
- > Power supply: USB DC from 5V to 5.25V 2A
- > IP protection: IP30
- > Installation: tabletop and wall-mounted
- > Dimensions (W x H x D): 135 x 125 x 23 mm



4820410

KEY-UP BLUETOOTH/RADIO INTERFACE, YOKIS UP ZIGBEE SYSTEM, FOR PROGRAMMING ZIGBEE 3.0 DEVICES VIA UP2PRO APP

KEY-UP is the bluetooth/radio Zigbee device that allows programming Yokis UP devices via the UP2PRO Installer App.

Thanks to the implementation of the Bluetooth protocol, any Android or iOS device can be used for programming the Yokis UP system, i.e. both smartphones and tablets.

Thanks to the KEY-UP interface it is possible to directly communicate with the Zigbee radio modules to facilitate and speed up the acquisition and configuration of all settings that the UP modules allow managing. Bluetooth radio range: 10m in free field of view and without obstacles.

Zigbee radio range: 250m in free field of view and without obstacles.

The KEY-UP interface must be powered via power supply unit or power-bank or programming device, via the USB-C connector provided.

- > Power supply: USB DC 4.75V to 5.25V
- > Consumption in standby mode: < 0.8VA - < 0.4W
- > Radio frequency band: 2400.0 - 2483.5 MHz
- > Maximum transmitted radio power: 10 mW
- > Ambient temp.: -20 °C to +40 °C
- > Relative humidity: 0 to 90%
- > IP protection rating: IP40
- > Dimensions (W x H x D): 27 x 65 x 11 mm



Yokis UP range multifunction relays

The advantages

The Yokis UP modules are hybrid, so they can be controlled both in wired mode, through a button or switch directly connected to the module, and in radio mode, through Zigbee transmitters from the Yokis UP range.

Timing: relays in the Yokis UP range allow defining a scheduled switch-on and switch-off time and adding a delay. It also provides for the following modes:

- it is possible to set automatic switching off timing, from 2 seconds to 4 hours
- double timer, with second timing up to 12 hours, with the possibility of switching off before the end of timing
- notification before switching off

Compatible with any wiring system and existing wiring in which the button common wire is connected to neutral or phase (both 3-wire or 4-wire mode).

Operating mode: can be customised as impulse (e.g. electric lock) monostable (e.g. doorbell), flasher (application for deaf and hearing impaired) or staircase light timer mode.

Low-voltage circuits and automation, thanks to the dry contact operation of the MTR1300EB-UP module.

Centralisation: both in wired and Zigbee radio mode, even on different modules, to control total, partial, progressive switch-on/off.

Thanks to the Yokis Hub, they can also be controlled remotely from the YnO UP App, allowing the user to customise timings and include them in centralised commands and scenarios for automatic management, as well as control them through Amazon Alexa and Google Home voice assistants.

Modular: with Yokis UP it is possible to extend the initial installation at a later time and thanks to Zigbee 3.0 radio support also to third-party Zigbee devices.

Silent: they can be installed on the bottom of a flush-mounting box (depth 40 or 50 mm).

Quick installation thanks to even smaller dimensions.

In addition, the MTR500E-UP module does not require a phase jumper during wiring, whereas the MTR1300E-UP module has 2 additional inputs for phase and neutral, to make all necessary connections and avoid additional connection terminals.

Simplified programming both with a button directly connected to the module and through the UP2PRO Installer Application.

- Configurable in bistable, monostable, or pulse mode
- All Urmet Zigbee radio receivers with Yokis can also be used as signal repeaters to increase radio range
- It can be used for controlling another radio receiver, and then it becomes a battery-less transmitter
- It can be controlled by several transmitters
- Application for the deaf and hearing impaired that allows a light point to be used to provide a visual notification (e.g. when someone rings the bell, the lamp flashes)
- Fully configurable in the Zigbee radio site tool: UP2PRO
- Compatible with the GATE UP gateway and the YnO UP control application to create connected installations

Strengths

- Configurable as a timer: timing from 2 seconds to 4 hours
- It can be centralised with pilot wire and/or Zigbee radio
- It works with button or switch
- Interoperable with Zigbee 3.0 products
- No dry contact

REFERENCES

TIMED RELAY MODULES/TIMERS

4820404

FLUSH-MOUNTED TIME-CONTROLLED 500W ELECTRONIC TOGGLE RELAY MODULE FOR UP RADIO SYSTEM, WITH NEUTRAL WIRE

The MTR500E-UP flush-mounted radio module is a timed electronic toggle relay, which allows the control of lights up to a maximum of 500W using or more wired controls or remote controls.

- > Network voltage: 230 V~(±15%)- 50 Hz
- > Power on load: 2A - 500VA (resistive); 1A - 250VA (other loads)
- > Consumption in standby mode: < 0.8VA - < 0.4W
- > Room temperature: -20 °C to 60 °C
- > Relative humidity: 0 to 90%
- > IP protection rating: IP30
- > Range: 250m in free field of view and without obstacles. Range is reduced by metal items, walls or partitions
- > Radio protocol: Zigbee 3.0
- > Maximum transmitted radio power: 10 mW
- > Radio frequency band: 2400.0 - 2483.5 MHz
- > Dimensions (W x H x D): 29.1 x 36.7 x 13 mm



4820406

FLUSH-MOUNTED TIME-CONTROLLED 1300W ELECTRONIC TOGGLE RELAY MODULE FOR UP RADIO SYSTEM

The MTR1300EB-UP flush-mounted radio module is a timed electronic toggle relay that allows the management of automations up to a maximum of 1300W using or more wired controls or remote controls; it is the most versatile timed relay in the Yokis UP range: thanks to its dry contact operation, it allows the control of power circuits up to 1300W as well as the control of logic or low-voltage circuits.

Improved wiring: thanks to screw terminals, the wiring is more resistant and the presence of the double input for phase and neutral wires does not require additional terminal blocks.

- > Network voltage: 230 V~(±15%)- 50 Hz
- > Power on load: 5.6A - 1300W (resistive); 2.8A - 690VA (other loads)
- > Consumption in standby mode: < 0.8VA - < 0.4W
- > Room temperature: -20 °C to 60 °C
- > Relative humidity: 0 to 90%
- > IP protection rating: IP30
- > Audio level: <60dB at 20cm
- > Range: 250m in free field of view and without obstacles. Range is reduced by metal items, walls or partitions
- > Radio protocol: Zigbee
- > Maximum transmitted radio power: 10 mW
- > Radio frequency band: 2400.0 - 2483.5 MHz
- > Dimensions (W x H x D): 44.1 x 34.7 x 18.5 mm



Yokis UP range multifunction relays

TIMED RELAY MODULES/TIMERS

4820407

FLUSH-MOUNTED TIME-CONTROLLED 1300W ELECTRONIC TOGGLE RELAY MODULE FOR UP RADIO SYSTEM

The MTR1300E-UP flush-mounted radio module is a timed electronic toggle relay that allows the management of automations up to a maximum of 1300W using or more wired controls or remote controls; it is the most versatile timed relay in the Yokis UP range: thanks to its dry contact operation, it allows the control of power circuits up to 1300W as well as the control of logic or low-voltage circuits.

Improved wiring: has a quick terminal block which allows for more reliable and fast wiring and neutral wires does not require additional terminal blocks.

- > Network voltage: 230 V~(±15%)- 50 Hz
- > Power on load: 8A - 2000W (resistive); 2.8A - 690VA (other loads)
- > Consumption in standby mode: < 0.8VA - < 0.4W
- > Room temperature: -20 °C to 60 °C
- > Relative humidity: 0 to 90%
- > IP protection rating: IP30
- > Audio level: <60dB at 20cm
- > Range: 250m in free field of view and without obstacles. Range is reduced by metal items, walls or partitions
- > Radio protocol: Zigbee
- > Maximum transmitted radio power: 10 mW
- > Radio frequency band: 2400.0 - 2483.5 MHz
- > Dimensions (W x H x D): 44.1 x 34.7 x 18.5 mm



4820436

FLUSH-MOUNTED TIME-CONTROLLED 2000W ELECTRONIC TOGGLE RELAY MODULE FOR UP RADIO SYSTEM

The MTR2000E-UP flush-mounted radio module is a timed electronic toggle relay that allows the management of automations up to a maximum of 2000W using or more wired controls or remote controls; it is the most versatile timed relay in the Yokis UP range: thanks to its dry contact operation, it allows the control of power circuits up to 2000W as well as the control of logic or low-voltage circuits.

Improved wiring: has a quick terminal block which allows for more reliable and fast wiring and neutral wires does not require additional terminal blocks.

- > Network voltage: 230 V~(±15%)- 50 Hz
- > Power on load: 8A - 2000W (resistive); 3A - 690VA (other loads)
- > Consumption in standby mode: < 0.8VA - < 0.4W
- > Room temperature: -20 °C to 60 °C
- > Relative humidity: 0 to 90%
- > IP protection rating: IP30
- > Audio level: <60dB at 20cm
- > Range: 250m in free field of view and without obstacles. Range is reduced by metal items, walls or partitions
- > Radio protocol: Zigbee
- > Maximum transmitted radio power: 10 mW
- > Radio frequency band: 2400.0 - 2483.5 MHz
- > Dimensions (W x H x D): 44.1 x 34.7 x 18.5 mm



REFERENCES

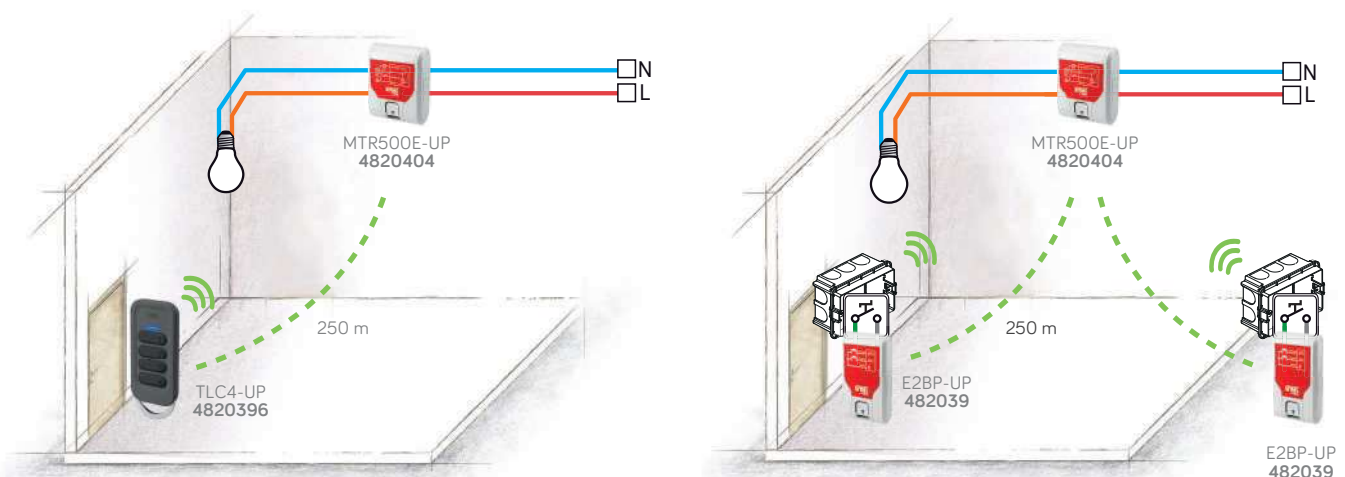
TIMED RELAY MODULES/TIMERS

4820438

FLUSH-MOUNTED TIME-CONTROLLED 2000W ELECTRONIC TOGGLE RELAY MODULE FOR RADIO UP SYSTEM, WITH NEUTRAL WIRE

The MTR2000EW-UP flush-mounted radio module is an electronic timed toggle relay, which allows the management of automations up to a maximum of 2000W using or more wired controls or remote controls.

- > Network voltage: 230 V~(±15%)- 50 Hz
- > Power on load: 8A - 2000W (resistive); 3A - 690VA (other loads)
- > Consumption in standby mode: < 0.8VA - < 0.4W
- > Room temperature: -20 °C to 40 °C
- > Relative humidity: 0 to 90%
- > IP protection rating: IP40
- > Audio level: <60dB at 20cm
- > Range: 250m in free field of view and without obstacles. Range is reduced by metal items, walls or partitions
- > Radio protocol: Zigbee 3.0
- > Maximum transmitted radio power: 10 mW
- > Radio frequency band: 2400.0 - 2483.5 MHz
- > Dimensions (W x H x D): 41.2 x 32.3 x 19.4 mm



This solution can be done with all Yokis UP transmitters

Yokis UP range dimmers

The advantages

The Yokis UP modules are hybrid, so they can be controlled both in wired mode, through a button or switch directly connected to the module, and in radio mode, through Zigbee transmitters from the Yokis UP range.

They allow precise dimming control, thanks to the new technology used, which is able to compensate for flickering, limiting the need for a SMARTCHR compensation device.

Advanced dimming, with multiple settings for customising light variation: minimum and maximum variation levels, speed of transition between two states, adjustment of increase/decrease step, different preferred light intensities.

Real consumption reduction, thanks to the technology used in the new SMARTCHR device: by reducing the light intensity, a real consumption reduction is achieved.

Memory or 100% mode: it is possible to switch on the light either at maximum brightness (100%) or at a dimmed, preset value, with one or two presses, being able to select the activation order of the 2 modes (1 or 2 presses).

Compatible with dimmable loads of any type, up to 300W, and with buttons of any wiring system.

Timed operation: from 2 seconds to 4 hours, with notice of shutdown and possibility of extending the duration up to 12 hours.

Children's room night light function, allowing automatic linear decrease of brightness over time. With the Yokis UP range, the function is customisable in terms of initial and final brightness, as well as duration of the transition between these two states. IT is also possible to add a function start delay, which will be added to the sequence so that the light can stay on, for a few minutes, a few hours or all night.

Centralisation: both in wired and Zigbee radio mode, even on different modules, to control total, partial, progressive switch-on/off.

Thanks to the GATE-UP Hub, they can also be controlled remotely from the YnO UP App, allowing the user to customise timings and include them in centralised commands and scenarios for automatic management, as well as control them through Amazon Alexa and Google Home voice assistants.

Modular: with Yokis UP it is possible to extend the initial installation at a later time and thanks to Zigbee radio support also to third-party Zigbee devices.

Quick installation thanks to even smaller dimensions and no additional connection terminals needed, as no phase jumper is required during wiring.

Simplified programming both with a button directly connected to the module and through the UP2PRO Installer Application.

REFERENCES

DIMMER MODULE

4820408

FLUSH-MOUNTED TIME-CONTROLLED 300W ELECTRONIC DIMMER MODULE FOR UP RADIO SYSTEM, WITH NEUTRAL WIRE

The MTV300E-UP flush-mounted radio module is a timed electronic dimmer, which allows management of brightness variation from 3% to 100% on loads up to 300W, with the principle of variation by interruption at the beginning or end of the phase, with automatic recognition of the type of load. It is compatible with various loads, including, incandescent lamps, 230V LEDs and dimmable halogen lamps.

The MTV300E-UP dimmer module can be centralised via Zigbee radio.

It supports management of multiple variation levels, recallable by pressing shortly on them: press once for 100% illumination, twice to recall the last brightness level, three times for 50% illumination, four times to recall the minimum brightness level (preset).

The module can be timed, from 2 seconds to 4 hours, with notice of shutdown and a longer duration, extending the timer up to 12 hours. It also provides for a children's room night light function which allows obtaining a light with a 20% intensity and setting it to gradually decrease during a 1-hour period to leave only a courtesy light (in 12 hours). It also enables the activation of lights in corridors or other rooms for night-time movements.

The module can be programmed to operate as a simple toggle relay or as an application for the deaf and hearing impaired, taking advantage of the light for visual signalling.

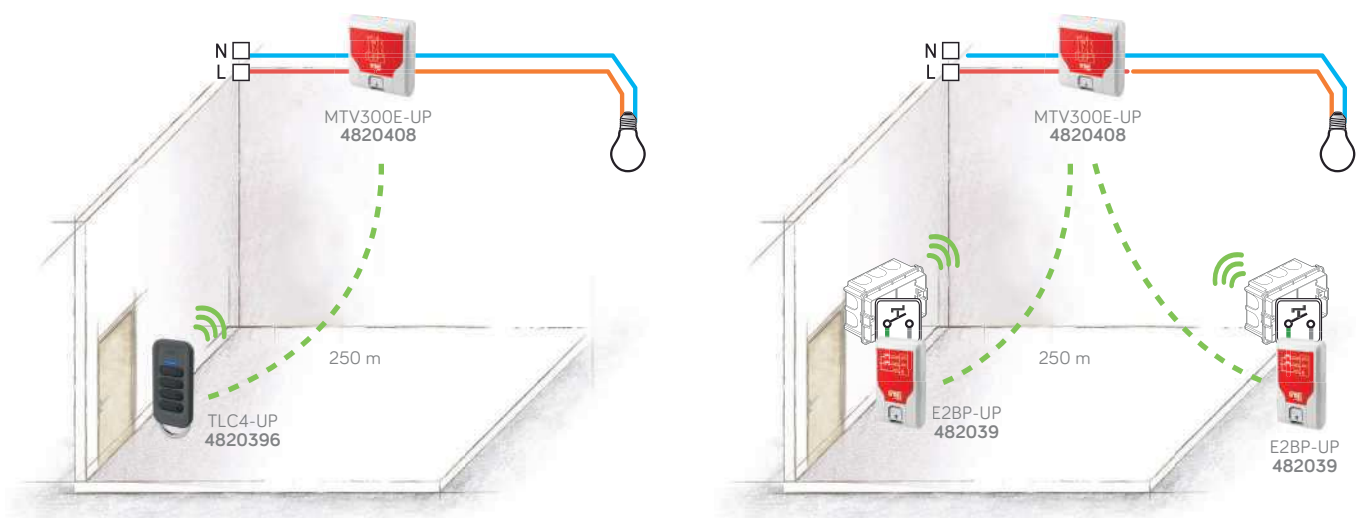
Thanks to the "soft start / soft stop" function, it limits the inrush current when switching on the light load, thus increasing the life of the lamp and buttons.

The module has 2 types of built-in electronic protection: against short-circuit on the load (with automatic reset after fault clearance) and against overheating. It is also immune to network disturbances up to 1.5 kV.

If the installation includes GATE-UP, the module can also be managed via the YnO UP App, either locally or remotely, and can be managed in automatic mode via scenario definition.

Easy module programming: either through a directly connected button or through the U2PRO Installer App.

- > Network voltage: 230 V-(±15%)- 50 Hz
- > Power on load: 1.3A - 300W (resistive); 0.6A - 125VA (other loads)
- > Consumption in standby mode: < 0.8VA - < 0.4W
- > Room temperature: -20 °C to 40 °C
- > Relative humidity: 0 to 90%
- > IP protection rating: IP30
- > Range: 250m in free field of view and without obstacles. Range is reduced by metal items, walls or partitions
- > Radio protocol: Zigbee 3.0
- > Maximum transmitted radio power: 10 mW
- > Radio frequency band: 2400.0 - 2483.5 MHz
- > Dimensions (W x H x D): 40 x 45.7 x 13.1 mm



This solution can be done with all Yokis UP transmitters

Yokis UP range roller modules

The advantages

The Yokis UP modules are hybrid, so they can be controlled both in wired mode, through a button or switch directly connected to the module, and in radio mode, through Zigbee transmitters from the Yokis UP range.

Centralisation: both in wired and radio mode, even on different modules, to control switch-on/off in total, partial and progressive mode and by levels.

Advanced functions, thanks to the internal microprocessor:

- upper and lower electronic limit switch
- integrated torque control, prevents damage to the motor in case of its overload
- obstacle detection during lowering, prevents damage to the roller in case of obstacle, with opposite movement
- pre-programmed intermediate position (can be recalled with 2 button presses)
- integrated daily scheduling

Compatible with all 3-wire and 4-wire motors and buttons of any wiring system, both single and double non-interlocked buttons, using R12M accessory.

Logical reversal of the opening/closing command, avoids the need to change the wiring.

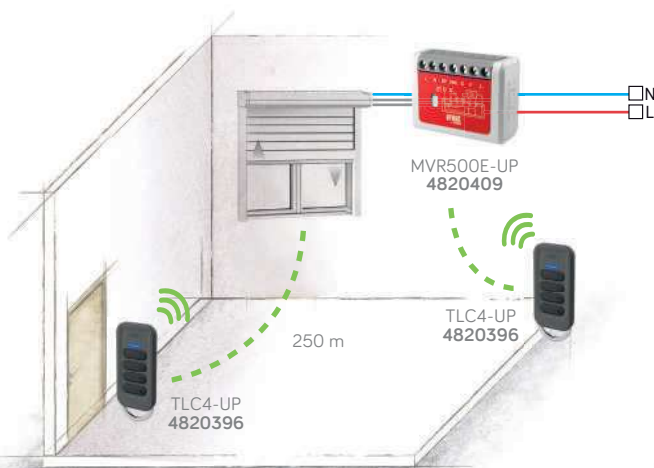
Thanks to the Yokis Hub, they can also be controlled remotely from the YnO UP App, allowing the user to customise the preset positions and include them in centralised commands and scenarios for automatic management, as well as control them through Amazon Alexa and Google Home voice assistants.

Partial opening, with percentage setting via YnO UP App.
Silent, even if installed behind the buttons of the wiring system.

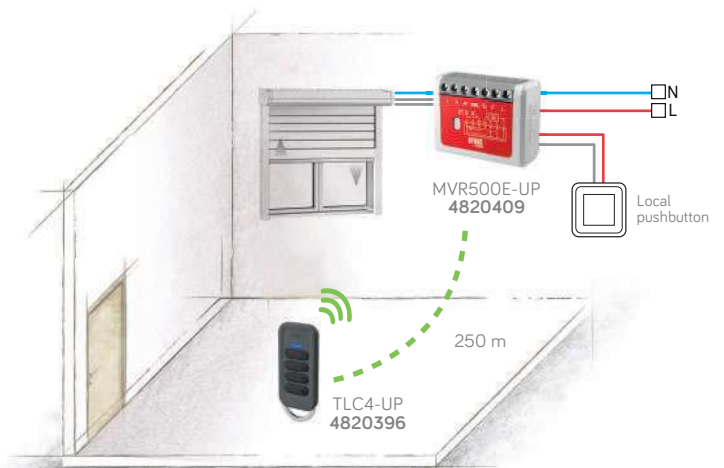
Modular: with Yokis UP it is possible to extend the initial installation at a later time and thanks to Zigbee radio support also to third-party Zigbee devices.

Quick installation, thanks to the screw terminal board for easier wiring and reliable connections, and the 2 additional inputs for phase and neutral, to make all the necessary connections directly on the module.

Simplified programming both with a button directly connected to the module and through the UP2PRO Installer Application.



No more cables to pull with the Yokis UP local and centralised remote controls



The shutter can be controlled both through wired button and remote control

REFERENCES

WINDOW SHUTTER MODULE

4820409

FLUSH-MOUNTED 500W ELECTRONIC ROLLER MODULE FOR YOKIS UP ZIGBEE SYSTEM

The MVR500E-UP flush-mounted radio module is an actuator suitable for the control of 3- or 4-wire motors up to 500W (powered at 230V) for the control of motorised rollers, shutters, blinds and awnings. It can be operated with both single and double non-interlocked buttons, using the R12M accessory. Possibility of defining an intermediate position (recallable by pressing the button twice) and configuring electronic limit switches.

The MVR500E-UP modules can be centralised either in wired mode, via pilot wire, or via Zigbee radio. If the installation includes GATE-UP, the module can also be managed via the YnO UP App, either locally or remotely, and can be managed in automatic mode via scenario definition.

The integrated torque control prevents damage to the roller or the motor in case of an obstacle, and enables reverse movement of the roller in the event of a motor overload.

Easy module programming: either through a directly connected button or through the UP2PRO Installer App.

- > Network voltage: 230V~ (+10% - 15%) - 50Hz
- > Power on load: 2A max. 500VA
- > Consumption in standby mode: 1.3VA - 0.7W
- > Ambient temperature: -20 °C to + 60 °C
- > Relative humidity: 0 to 90%
- > Protection rating: IP30
- > Range: 250m in free field of view and without obstacles. Range is reduced by metal items, walls or partitions
- > Radio protocol: Zigbee 3.0
- > Maximum transmitted radio power: 10 mW
- > Radio frequency band: 2400.0 - 2483.5 MHz
- > Dimensions (W x H x D): 34.7 x 44.1 x 18.5 mm



MTR500E-UP	-	I max: 2A P max: 500W	I max: 2A P max: 500W	I max: 1A P max: 250VA	I max: 1A P max: 250VA	I max: 1A P max: 250VA	I max: 1A P max: 250VA
MTV300E-UP	-	I max: 1.3A P max: 300W	I max: 1.3A P max: 300W	I max: 0.6A P max: 125VA	I max: 0.6A P max: 125VA	I max: 0.6A P max: 125VA	I max: 0.6A P max: 125VA
MTR1300E-UP MTR1300EB-UP	-	I max: 5.6A P max: 1300W	I max: 5.6A P max: 1300W	I max: 2.8A P max: 690VA	I max: 2.8A P max: 690VA	I max: 2.8A P max: 690VA	I max: 2.8A P max: 690VA
MTR2000E-UP	-	I max: 8A P max: 2000W	I max: 8A P max: 2000VA	I max: 4A P max: 800VA	I max: 4A P max: 800VA	I max: 4A P max: 800VA	I max: 4A P max: 800VA
MVR500E-UP	I max: 2A P max: 500VA	-	-	-	-	-	-

- Resistive loads
 Incandescent light bulbs
 Fluorescent and energy saving light bulbs
 Electronic transformers
 Light emitting diode (LED)
 Ferromagnetic transformers
 Motor

Yokis UP range radio transmitters

The advantages

A wide choice of transmitters of flush-mounting, key ring and tabletop type, compatible with all receivers of the Yokis UP range and more generally with Zigbee 3.0 receivers.

Every button can control up to 4 receivers in direct mode and an unlimited number of receivers in Radio Bus mode.

Each Yokis UP module can be controlled by an unlimited number of transmitters.

Possibility of sending commands to several Yokis radio receivers to design centralised and group controls and activate scenarios.

Temperature sensor, the TLC1-UP tabletop remote control and all transmitters fixed to the wall in the Yokis UP range integrate a temperature sensor in order to interact with the ecosystem by sending the measured temperature values via the GATE-UP hub.

Yokis UP radio connection is of the two-way type: the LED flashes on the remote control to confirm that the command has been received by the module(s)/receiver(s).

Flexible: the installation is modular and can be completed gradually.

Customisable: with YnO App the user can customise the command associated with the single remote control keys.

Range: inside a single room, 250 metres with free field without obstacles.

All transmitters are powered by two CR2032 lithium batteries with an average life of 5 years.

FLUSH-MOUNTED TRANSMITTERS

4820390

FLUSH-MOUNTED INDEPENDENT 2-CHANNEL TRANSMITTER FOR YOKIS UP ZIGBEE SYSTEM

The E2BP-UP flush-mounted module is a universal Zigbee radio transmitter with 2 independent channels, capable of controlling all types of receivers in the Yokis UP range (relays, dimmers, roller modules) and can manage not only direct commands, but also centralisation and scenario activation commands. Thanks to the Zigbee radio technology, it is also possible to transmit commands to modules that are not directly reachable by the transmitter, exploiting the repetition of the command by the actuator modules on the radio bus, and to transmit commands to groups of modules of different types (relays, dimmers, roller actuators, etc.). It can be installed with any commercially available wiring system and can be positioned on the bottom of the flush-mounted box or on junction boxes.

It is easy to configure: either by the installer, via a directly connected button or from the UP2Pro App, or by the user, from the YnO UP App.

It can be operated by button, switch (if receivers are radio toggle relay modules) or by a dry contact.

The transmitter is powered by a standard CR2032 battery (average battery life 5 years).

- > Power supply: CR2032 lithium battery
 - > Available channels: 2
 - > Number of receivers/channel: 4 in direct mode; unlimited in centralisation/scenario mode
 - > Range: 250m in free field of view and without obstacles. Range is reduced by metal items, walls or partitions
 - > Radio protocol: Zigbee 3.0
 - > Frequency: 2.4 GHz
 - > Bidirectional transmission with notification LED on transmitter
 - > Operating temperature: -10 °C to +50 °C
 - > Relative humidity: maximum 70%
 - > Protection rating: IP54
 - > Dimensions (W x H x D): 25 x 45,3 x 10,2 mm
-



REFERENCES

FLUSH-MOUNTED TRANSMITTERS

4820415

FLUSH-MOUNTED INDEPENDENT 2-CHANNEL TRANSMITTER 230V FOR YOKIS UP ZIGBEE SYSTEM

The E2BPA-UP flush-mounted module is a universal Zigbee radio transmitter with 2 independent channels, capable of controlling all types of receivers in the Yokis UP range (relays, dimmers, roller modules) and can manage not only direct commands, but also centralisation and scenario activation commands. Thanks to the Zigbee radio technology, it is also possible to transmit commands to modules that are not directly reachable by the transmitter, exploiting the repetition of the command by the actuator modules on the radio bus, and to transmit commands to groups of modules of different types (relays, dimmers, roller actuators, etc.). It can be installed with any commercially available wiring system and can be positioned on the bottom of the flush-mounted box or on junction boxes. It is easy to configure: either by the installer, via a directly connected button or from the UP2Pro App, or by the user, from the YnO UP App. It can be operated by button, switch (if receivers are radio toggle relay modules) or by a dry contact.

The transmitter is powered by 230V, to avoid the needs to change the battery.

- > Network voltage: 230V~ (+10% - 15%) - 50Hz
- > Available channels: 2
- > Number of receivers/channel: 4 in direct mode; unlimited in centralisation/scenario mode
- > Range: 250m in free field of view and without obstacles. Range is reduced by metal items, walls or partitions
- > Radio protocol: Zigbee 3.0
- > Frequency: 2.4 GHz
- > Bidirectional transmission with notification LED on transmitter
- > Operating temperature: -10 °C to +50 °C
- > Relative humidity: maximum 70%
- > Protection rating: IP54
- > Dimensions (W x H x D): 29.1 x 36.7 x 13 mm



4820391

FLUSH-MOUNTED INDEPENDENT 4-CHANNEL TRANSMITTER FOR YOKIS UP ZIGBEE SYSTEM

The E4BP-UP flush-mounted module is a universal Zigbee radio transmitter with 4 independent channels, capable of controlling all types of receivers in the Yokis UP range (relays, dimmers, roller modules) and can manage not only direct commands, but also centralisation and scenario activation commands. Thanks to the Zigbee radio technology, it is also possible to transmit commands to modules that are not directly reachable by the transmitter, exploiting the repetition of the command by the actuator modules on the radio bus, and to transmit commands to groups of modules of different types (relays, dimmers, roller actuators, etc.). It can be installed with any commercially available wiring system and can be positioned on the bottom of the flush-mounted box or on junction boxes. It is easy to configure: either by the installer, via a directly connected button or from the UP2Pro App, or by the user, from the YnO UP App.

It can be operated by button, switch (if receivers are radio toggle relay modules) or by a dry contact.

The transmitter is powered by a standard CR2032 battery (average battery life 5 years).

- > Power supply: CR2032 lithium battery
- > Available channels: 4
- > Number of receivers/channel: 4 in direct mode; unlimited in centralisation/scenario mode
- > Range: 250m in free field of view and without obstacles. Range is reduced by metal items, walls or partitions.
- > Radio protocol: Zigbee 3.0
- > Frequency: 2.4 GHz
- > Bidirectional transmission with notification LED on transmitter.
- > Operating temperature: -10 °C to +50 °C
- > Relative humidity: maximum 70%
- > Protection rating: IP54
- > Dimensions (W x H x D): 25 x 45.3 x 10.2 mm



4820392

FLUSH-MOUNTED INDEPENDENT 4-CHANNEL TRANSMITTER FOR YOKIS UP ZIGBEE SYSTEM WITH EXTERNAL ANTENNA

The E4BPX-UP flush-mounting Zigbee radio module is a transmitter of the Yokis UP range ideal if an obstacle needs to be avoided to improve transmission efficiency.

Same features and functions as item no. 4820391 but with external aerial.



Yokis Up remote control transmitters

REMOTE CONTROL TRANSMITTERS

4820394

TABLETOP DESIGN SERIES 1-BUTTON REMOTE CONTROL FOR YOKIS UP ZIGBEE SYSTEM, ANTHRACITE COLOUR

The TLC1-UP tabletop remote control is a universal Zigbee radio transmitter with 1 channel, capable of controlling all types of Yokis radio receivers (relays, dimmers, roller modules) and third-party lighting devices based on Zigbee 3.0 protocol. This remote control can be used to manage not only direct commands, but also centralisation and scenario activation commands. Thanks to the Zigbee radio protocol, it is also possible to transmit commands to modules that are not directly reachable by the transmitter, exploiting the repetition of the command by the actuator modules, and to transmit commands to groups of modules of different types (relays, dimmers, roller actuators, etc.). It is easy to configure: either by the installer, via the device key or from the UP2Pro App, or by the user, from the YnO UP App. The remote control features designer style and premium materials: soft-touch keys and a body made of shock-resistant material.

The transmitter is powered by a standard CR2032 battery (average battery life 5 years).

- > Power supply: CR2032 lithium battery
- > Available channels: 1
- > Number of receivers/channel: 4 in direct mode; unlimited in centralisation/scenario mode
- > Range: 250 m in free field of view and without obstacles. Range is reduced by metal items, walls or partitions.
- > Radio protocol: Zigbee 3.0
- > Frequency: 2.4 GHz
- > Bidirectional transmission with notification LED on transmitter.
- > Operating temperature: -10 °C to +50 °C
- > Relative humidity: maximum 80%
- > Dimensions (W x H x D): 84 x 35 x 11.5 mm



4820395

KEYRING DESIGN SERIES INDEPENDENT 2-BUTTON REMOTE CONTROL FOR YOKIS UP ZIGBEE SYSTEM, ANTHRACITE COLOUR

The TLC2-UP tabletop remote control is an independent universal Zigbee radio transmitter with 2 channels, capable of controlling all types of Yokis radio receivers (relays, dimmers, roller modules) and third-party lighting devices based on Zigbee 3.0 protocol. This remote control can be used to manage not only direct commands, but also centralisation and scenario activation commands. Thanks to the Zigbee radio protocol, it is also possible to transmit commands to modules that are not directly reachable by the transmitter, exploiting the repetition of the command by the actuator modules, and to transmit commands to groups of modules of different types (relays, dimmers, roller actuators, etc.). It is easy to configure: either by the installer, via the device key or from the UP2Pro App, or by the user, from the YnO UP App. The remote control features designer style and premium materials: soft-touch keys and a body made of shock-resistant material. The transmitter is powered by a standard CR2032 battery (average battery life 5 years).

- > Power supply: CR2032 lithium battery
- > Available channels: 2
- > Number of receivers/channel: 4 in direct mode; unlimited in centralisation/scenario mode
- > Range: 250 m in free field of view and without obstacles. Range is reduced by metal items, walls or partitions
- > Radio protocol: Zigbee 3.0
- > Frequency: 2.4 GHz
- > Bidirectional transmission with notification LED on transmitter
- > Operating temperature: -10 °C to +50 °C
- > Relative humidity: maximum 80%
- > Dimensions (W x H x D): 84 x 35 x 11.5 mm



REFERENCES

REMOTE CONTROL TRANSMITTERS

4820396

KEYRING INDEPENDENT DESIGN SERIES 4-BUTTON REMOTE CONTROL FOR YOKIS UP ZIGBEE SYSTEM, ANTHRACITE COLOUR

The TLC4-UP tabletop remote control is an independent universal Zigbee radio transmitter with 4 channels, capable of controlling all types of Yokis radio receivers (relays, dimmers, roller modules) and third-party lighting devices based on Zigbee 3.0 protocol. This remote control can be used to manage not only direct commands, but also centralisation and scenario activation commands. Thanks to the Zigbee radio protocol, it is also possible to transmit commands to modules that are not directly reachable by the transmitter, exploiting the repetition of the command by the actuator modules, and to transmit commands to groups of modules of different types (relays, dimmers, roller actuators, etc.). It is easy to configure: either by the installer, via the device key or from the UP2Pro App, or by the user, from the YnO UP App. The remote control features designer style and premium materials: soft-touch keys and a body made of shock-resistant material. The transmitter is powered by a standard CR2032 battery (average battery life 5 years).

- > Power supply: CR2032 lithium battery
- > Available channels: 4
- > Number of receivers/channel: 4 in direct mode; unlimited in centralisation/scenario mode
- > Range: 250m in free field of view and without obstacles. Range is reduced by metal items, walls or partitions
- > Radio protocol: Zigbee 3.0
- > Frequency: 2.4 GHz
- > Bidirectional transmission with notification LED on transmitter
- > Operating temperature: -10 °C to +50 °C
- > Relative humidity: maximum 80%
- > Dimensions (W x H x D): 84 x 35 x 11.5 mm



4820397

KEYRING INDEPENDENT DESIGN SERIES 8-BUTTON REMOTE CONTROL FOR YOKIS UP ZIGBEE SYSTEM, ANTHRACITE COLOUR

The TLC8-UP tabletop remote control is an independent universal Zigbee radio transmitter with 8 channels, capable of controlling all types of Yokis radio receivers (relays, dimmers, roller modules) and third-party lighting devices based on Zigbee 3.0 protocol. This remote control can be used to manage not only direct commands, but also centralisation and scenario activation commands. Thanks to the Zigbee radio protocol, it is also possible to transmit commands to modules that are not directly reachable by the transmitter, exploiting the repetition of the command by the actuator modules, and to transmit commands to groups of modules of different types (relays, dimmers, roller actuators, etc.). It is easy to configure: either by the installer, via the device key or from the UP2Pro App, or by the user, from the YnO UP App. The remote control features designer style and premium materials: soft-touch keys and a body made of shock-resistant material. The transmitter is powered by a standard CR2032 battery (average battery life 5 years).

- > Power supply: CR2032 lithium battery
- > Available channels: 8
- > Number of receivers/channel: 4 in direct mode; unlimited in centralisation/scenario mode
- > Range: 250m in free field of view and without obstacles. Range is reduced by metal items, walls or partitions.
- > Radio protocol: Zigbee
- > Frequency: 2.4 GHz
- > Bidirectional transmission with notification LED on transmitter.
- > Operating temperature: - 10°C to +50°C
- > Relative humidity: maximum 80%
- > Dimensions (W x H x D): 84 x 35 x 11.5 mm



ACCESSORIES FOR REMOTE CONTROL

5454087

RUBBER PROTECTIVE BUMPER SHELL FOR REMOTE CONTROL, RADIO POWER SYSTEM, FOR TLC2TP, TLC4TP AND TLC8TP DEVICES

Protective rubber shell for Yokis remote control type radio transmitters, of the DESIGN series (TLC2-4-8TP).



5454080

DESIGN SERIES REMOTE CONTROL SUPPORT, RADIO SYSTEM, FOR TLC1TP, TLC2TP, TLC4TP AND TLC8TP DEVICES

Wall bracket for Yokis remote control type radio transmitters, of the DESIGN series (TLC1-2-4-8TP).



Yokis UP range radio transmitters

The ideal solution for use on pocket sliding doors, glass walls and in general for all flat surfaces. It allows the system to be integrated with new control points, without the need for masonry work, as it can be fixed to a surface with two dowels or with the double-sided adhesive tape provided. It can control all actuator devices in the UP range, for direct (single

or multiple) commands, centralisation or scenario activation. It is also compatible with Zigbee 3.0 receivers. The transmitters in the UP range can be configured either in traditional mode, through the keys, or with the UP2PRO Installer App. It can then be customised directly by the user, with the YnO UP App.

WALL-MOUNTED RADIO TRANSMITTERS

4820401

WALL-MOUNTED 1-BUTTON TRANSMITTER FOR ZIGBEE YOKIS UP SYSTEM WITH NEA EXPÌ DESIGN STYLE FOR 3-MODULE FLUSH-MOUNTING BOXES

The TLM1T503 wall-mounted radio transmitter is a universal 1-channel radio transmitter, capable of controlling all types of Yokis radio receivers (relays, dimmers, roller modules) and third-party lighting devices based on Zigbee 3.0 protocol. This remote control can be used to manage not only direct commands, but also centralisation and scenario activation commands. Thanks to the Zigbee radio protocol, it is also possible to transmit commands to modules that are not directly reachable by the transmitter, exploiting the repetition of the command by the actuator modules, and to transmit commands to groups of modules of different types (relays, dimmers, roller actuators, etc.). Equipped with a temperature sensor which allows the activation of scenarios and commands (requires GATE-UP hub). It is easy to configure: either by the installer, via the device key or from the UP2Pro App, or by the user, from the YnO UP App. TLM1T530 is made on Simon Urmet Nea Expi design style in plastic, compatible with 3-module flush-mounting boxes (support for 503 flush-mounting box included), but can be installed on any flat surface using the supplied double-sided adhesive tape. The transmitter is powered by a standard CR2032 battery (average battery life 5 years).

- > Range: within the same room < 100 sq. m; 250 m in free field without obstacles (range is reduced by metal items, walls or partitions)
- > Radio protocol: Zigbee 3.0
- > Frequency: 2.4 GHz
- > Transmission: Bidirectional with notification LED on transmitter
- > Battery: CR2032 lithium type
- > Average battery duration: 5 years (The battery can be replaced by opening the case with a flat-head screwdriver). Data are retained.
- > Number of receivers/channel: 4 in direct mode; unlimited in centralisation/scenario mode
- > Operating temperature -10 °C to +50 °C
- > IP54 protection rating
- > Relative humidity: maximum 70%
- > Dimensions (H x W x D) 88 x 123 x 8.5 mm



4820402

WALL-MOUNTED TRANSMITTER WITH 2 INDEPENDENT BUTTONS FOR ZIGBEE YOKIS UP SYSTEM WITH NEA EXPÌ DESIGN STYLE FOR 3-MODULE FLUSH-MOUNTING BOXES

The TLM2T503 wall-mounted radio transmitter is a universal radio transmitter with 2 independent channels, capable of controlling all types of Yokis radio receivers (relays, dimmers, roller modules) and third-party lighting devices based on Zigbee 3.0 protocol. This remote control can be used to manage not only direct commands, but also centralisation and scenario activation commands. Thanks to the Zigbee radio protocol, it is also possible to transmit commands to modules that are not directly reachable by the transmitter, exploiting the repetition of the command by the actuator modules, and to transmit commands to groups of modules of different types (relays, dimmers, roller actuators, etc.). Equipped with a temperature sensor which allows the activation of scenarios and commands (requires GATE-UP hub). It is easy to configure: either by the installer, via the device key or from the UP2Pro App, or by the user, from the YnO UP App. TLM2T530 is made on Simon Urmet Nea Expi design style in white plastic, compatible with 3-module flush-mounting boxes (support for 503 flush-mounting box included), but can be installed on any flat surface using the supplied double-sided adhesive tape. The transmitter is powered by a standard CR2032 battery (average battery life 5 years).

- > Range: within the same room < 100 sq. m; 250 m in free field without obstacles (range is reduced by metal items, walls or partitions)
- > Radio protocol: Zigbee 3.0
- > Frequency: 2.4 GHz
- > Transmission: Bidirectional with notification LED on transmitter
- > Battery: CR2032 lithium type
- > Average battery duration: 5 years (The battery can be replaced by opening the case with a flat-head screwdriver). Data are retained.
- > Number of receivers/channel: 4 in direct mode; unlimited in centralisation/scenario mode
- > Operating temperature -10°C to +50°C
- > IP54 protection rating
- > Relative humidity: maximum 70%
- > Dimensions (H x W x D) 88 x 123 x 8.5 mm



REFERENCES

WALL-MOUNTED RADIO TRANSMITTERS

4820403

WALL-MOUNTED TRANSMITTER WITH 2 INDEPENDENT BUTTONS FOR ZIGBEE YOKIS UP SYSTEM WITH NEA EXPÌ DESIGN STYLE FOR 3-MODULE FLUSH-MOUNTING BOXES

The TLM4T503 wall-mounted radio transmitter is a universal radio transmitter with 4 independent channels, capable of controlling all types of Yokis radio receivers (relays, dimmers, roller modules) and third-party lighting devices based on Zigbee 3.0 protocol. This remote control can be used to manage not only direct commands, but also centralisation and scenario activation commands. Thanks to the Zigbee radio protocol, it is also possible to transmit commands to modules that are not directly reachable by the transmitter, exploiting the repetition of the command by the actuator modules, and to transmit commands to groups of modules of different types (relays, dimmers, roller actuators, etc.). Equipped with a temperature sensor which allows the activation of scenarios and commands (requires GATE-UP hub). It is easy to configure: either by the installer, via the device key or from the UP2Pro App, or by the user, from the YnO UP App. TLM4T530 is made on Simon Urmet Nea Expi design style in white plastic, compatible with 3-module flush-mounting boxes (support for 503 flush-mounting box included), but can be installed on any flat surface using the supplied double-sided adhesive tape. The transmitter is powered by a standard CR2032 battery (average battery life 5 years).

- > Range: within the same room < 100 sq. m; 250 m in free field without obstacles (range is reduced by metal items, walls or partitions)
- > Radio protocol: Zigbee 3.0
- > Frequency: 2.4 GHz
- > Transmission: Bidirectional with notification LED on transmitter
- > Battery: CR2032 lithium type
- > Average battery duration: 5 years (The battery can be replaced by opening the case with a flat-head screwdriver). Data are retained.
- > Number of receivers/channel: 4 in direct mode; unlimited in centralisation/scenario mode
- > Operating temperature -10°C to +50°C
- > IP54 protection rating
- > Relative humidity: maximum 70%
- > Dimensions (H x W x D) 88 x 123 x 8.5 mm



4820398

WALL-MOUNTED 1-BUTTON TRANSMITTER FOR ZIGBEE YOKIS UP SYSTEM, WHITE, FOR 2-MODULE FLUSH-MOUNTING BOXES

The TLM1-UP wall-mounted radio transmitter is a universal 1-channel radio transmitter, capable of controlling all types of Yokis radio receivers (relays, dimmers, roller modules) and third-party lighting devices based on Zigbee 3.0 protocol. This remote control can be used to manage not only direct commands, but also centralisation and scenario activation commands. Thanks to the Zigbee radio protocol, it is also possible to transmit commands to modules that are not directly reachable by the transmitter, exploiting the repetition of the command by the actuator modules, and to transmit commands to groups of modules of different types (relays, dimmers, roller actuators, etc.). Equipped with a temperature sensor which allows the activation of scenarios and commands (requires GATE-UP hub). It is easy to configure: either by the installer, via the device key or from the UP2Pro App, or by the user, from the YnO UP App. TLM1-UP is made in white plastic, compatible with 2-module flush-mounting boxes (support for round-box flush-mounting box included), but can be installed on any flat surface using the supplied double-sided adhesive tape. The transmitter is powered by a standard CR2032 battery (average battery life 5 years).

- > Range: within the same room < 100 sq. m; 250 m in free field without obstacles (range is reduced by metal items, walls or partitions)
- > Radio protocol: Zigbee 3.0
- > Frequency: 2.4 GHz
- > Transmission: Bidirectional with notification LED on transmitter
- > Battery: CR2032 lithium type
- > Average battery duration: 5 years (The battery can be replaced by opening the case with a flat-head screwdriver). Data are retained.
- > Number of receivers/channel: 4 in direct mode; unlimited in centralisation/scenario mode
- > Operating temperature -10 °C to +50 °C
- > IP54 protection rating
- > Relative humidity: maximum 70%
- > Dimensions (W x L x D): 45 x 45 x 8.5 mm



Yokis UP range radio transmitters

WALL-MOUNTED RADIO TRANSMITTERS

4820399

WALL-MOUNTED 2-BUTTONS TRANSMITTER FOR ZIGBEE YOKIS UP SYSTEM, WHITE, FOR 2-MODULE FLUSH-MOUNTING BOXES

The TLM2-UP wall-mounted radio transmitter is a universal 2-channels radio transmitter, capable of controlling all types of Yokis radio receivers (relays, dimmers, roller modules) and third-party lighting devices based on Zigbee 3.0 protocol. This remote control can be used to manage not only direct commands, but also centralisation and scenario activation commands. Thanks to the Zigbee radio protocol, it is also possible to transmit commands to modules that are not directly reachable by the transmitter, exploiting the repetition of the command by the actuator modules, and to transmit commands to groups of modules of different types (relays, dimmers, roller actuators, etc.). Equipped with a temperature sensor which allows the activation of scenarios and commands (requires GATE-UP hub). It is easy to configure: either by the installer, via the device key or from the UP2Pro App, or by the user, from the YnO UP App. TLM2-UP is made in white plastic, compatible with 2-module flush-mounting boxes (support for round-box flush-mounting box included), but can be installed on any flat surface using the supplied double-sided adhesive tape.

The transmitter is powered by a standard CR2032 battery (average battery life 5 years).

- > Range: within the same room < 100 sq. m; 250 m in free field without obstacles (range is reduced by metal items, walls or partitions)
- > Radio protocol: Zigbee 3.0
- > Frequency: 2.4 GHz
- > Transmission: Bidirectional with notification LED on transmitter
- > Battery: CR2032 lithium type
- > Average battery duration: 5 years (The battery can be replaced by opening the case with a flat-head screwdriver). Data are retained.
- > Number of receivers/channel: 4 in direct mode; unlimited in centralisation/scenario mode
- > Operating temperature -10 °C to +50 °C
- > IP54 protection rating
- > Relative humidity: maximum 70%
- > Dimensions (W x L x D): 45 x 45 x 8.5 mm



4820400

WALL-MOUNTED 4-BUTTONS TRANSMITTER FOR ZIGBEE YOKIS UP SYSTEM, WHITE, FOR 2-MODULE FLUSH-MOUNTING BOXES

The TLM4-UP wall-mounted radio transmitter is a universal 4-channels radio transmitter, capable of controlling all types of Yokis radio receivers (relays, dimmers, roller modules) and third-party lighting devices based on Zigbee 3.0 protocol. This remote control can be used to manage not only direct commands, but also centralisation and scenario activation commands. Thanks to the Zigbee radio protocol, it is also possible to transmit commands to modules that are not directly reachable by the transmitter, exploiting the repetition of the command by the actuator modules, and to transmit commands to groups of modules of different types (relays, dimmers, roller actuators, etc.). Equipped with a temperature sensor which allows the activation of scenarios and commands (requires GATE-UP hub). It is easy to configure: either by the installer, via the device key or from the UP2Pro App, or by the user, from the YnO UP App. TLM4-UP is made in white plastic, compatible with 2-module flush-mounting boxes (support for round-box flush-mounting box included), but can be installed on any flat surface using the supplied double-sided adhesive tape.

The transmitter is powered by a standard CR2032 battery (average battery life 5 years).

- > Range: within the same room < 100 sq. m; 250 m in free field without obstacles (range is reduced by metal items, walls or partitions)
- > Radio protocol: Zigbee 3.0
- > Frequency: 2.4 GHz
- > Transmission: Bidirectional with notification LED on transmitter
- > Battery: CR2032 lithium type
- > Average battery duration: 5 years (The battery can be replaced by opening the case with a flat-head screwdriver). Data are retained.
- > Number of receivers/channel: 4 in direct mode; unlimited in centralisation/scenario mode
- > Operating temperature -10 °C to +50 °C
- > IP54 protection rating
- > Relative humidity: maximum 70%
- > Dimensions (W x L x D): 45 x 45 x 8.5 mm



REFERENCES

ACCESSORIES FOR WALL MOUNTING RADIO RANGE

5454083

RAL60 - WL EXTERNAL AERIAL 60 CM EXTENSION

60 cm accessory extension cable for external antenna, to be used in case it is necessary to circumvent obstacles to the reception of the radio signal.

> Cable length: 60 cm



5454084

RAL200 - WL EXTERNAL AERIAL 2 M EXTENSION

Accessory extension cable 200 cm for external antenna, to be used in case it is necessary to circumvent obstacles to the reception of the radio signal.

> Cable length: 200 cm



5454085

SUP01 - WL AERIAL SUPPORT BRACKET (HORIZONTAL OR VERTICAL MOUNTING)

Accessory wall bracket for horizontal or vertical mounting of an external antenna.



5454079

A2F - WL BOX OF 10 ADHESIVE LABELS FOR PUSHBUTTONS

Adhesive label for description of functions on buttons dedicated to commands.



YOKIS UP RANGE KITS

1054/17

ZIGBEE-CONNECTED ROLLER KIT, UP RANGE

Zigbee 3.0 radio-connected automation base kit, Yokis UP range for managing 7 motorised rollers. It includes the GATE-UP hub for control with the YnO UP App, both locally and remotely, and for creating scenarios.

The kit includes:

- > no. 7 flush-mounted 500W electronic roller modules, Yokis UP range system (item no. 4820409)
- > no. 1 GATE-UP control hub (item no. 4820411)



1054/18

ZIGBEE-CONNECTED AUTOMATION KIT, UP RANGE

Zigbee 3.0 radio-connected automation base kit, Yokis UP range for management of 3 actuations by means of the MTR1300EB-UP time-controlled toggle relay, which, thanks to its dry contact operation, allows the control of power circuits up to 1300W as well as the control of logic or low-voltage circuits.

It includes the GATE-UP hub for control with the YnO UP App, both locally and remotely, and for creating scenarios.

The kit includes:

- > no. 3 flush-mounted time-controlled 1300W electronic toggle relay module, Yokis UP range system, with MTR1300EB-UP neutral wire (item no. 4820406)
- > no. 1 GATE-UP control hub (item no. 4820411)



1054/15

CONNECTED LIGHT KIT

Zigbee 3.0 radio-connected light base kit, Yokis UP range for management of 5 lights via 4 MTR500E-UP time-controlled toggle relays for control in ON/OFF mode and 1 MTV300E-UP time-controlled dimmer for control in brightness variation mode. It includes the GATE-UP hub for control with the YnO UP App, both locally and remotely, and for creating scenarios.

The kit includes:

- > no. 4 flush-mounted time-controlled 500W electronic toggle relay modules, Yokis UP range system, with MTR500E-UP neutral wire (item no. 4820404)
- > no. 1 flush-mounted time-controlled 300W electronic dimmer module, Yokis UP range system, with MTV300E-UP neutral wire (item no. 4820408)
- > no. 1 GATE-UP control hub (item no. 4820411)



Yokis UP range radio item number table

DESCRIPTION	MODEL	ARTICLE CODE	RADIO: TRANSMITTERS	RADIO: RECEIVERS
RADIO MODULES				
Bluetooth/Zigbee programming interface	KEY-UP	4820410	●	
Zigbee protocol hub	GATE-UP	4820411	●	
Zigbee/Yokis multi-protocol hub	GATE-UP MAX	4820432	●	
Flush-mounted radio transmitter with 2 independent channels	E2BP-UP	4820390	●	
Flush-mounted radio transmitter with 4 independent channels	E4BP-UP	4820391	●	
Flush-mounted radio transmitter with 4 indep. channels with ext. aerial	E4BPX-UP	4820392	●	
Tabletop 1-button design remote control	TLC1-UP	4820394	●	
Key ring 2-button design remote control	TLC2-UP	4820395	●	
Key ring 4-button design remote control	TLC4-UP	4820396	●	
Key ring 8-button design remote control	TLC8-UP	4820397	●	
Tabletop 4-button design remote control	GALET4-UP	4820393	●	
Wall-mounted 1-button control, 3 modules	TLM1T503-UP	4820401	●	
Wall-mounted 2-button control, 3 modules	TLM2T503-UP	4820402	●	
Wall-mounted 4-button control, 3 modules	TLM4T503-UP	4820403	●	
Relay with optional timed operation 500 W	MTR500E-UP	4820404		●
Relay with optional timed operation 1300 W	MTR1300EB-UP	4820406		●
500W roller module	MVR500E-UP	4820409		●
300W dimmer with optional timed operation	MTV300E-UP	4820408		●

Module function table

CENTRALISATION	MTR500E-UP	MTR1300EB-UP	MVR500E-UP	MTV300E-UP
Centralisation via pilot wire	●	●	●	●
Centralisation via Zigbee Radio	●	●	●	●
TIMING FUNCTION	MTR500E-UP	MTR1300EB-UP	MVR500E-UP	MTV300E-UP
Configuration from 2 seconds to 4 hours	●	●		●
Possible unlimited duration	●	●		●
12-hour long duration	●	●		
1-hour long duration				
Switch-off notification	●	●		●
Warning with gradual switch-off				●
DIMMER FUNCTION	MTR500E-UP	MTR1300EB-UP	MVR500E-UP	MTV300E-UP
Variation				●
Last switch-on memory				●
Preset memory				●
Minimum brightness configuration				●
Consumption reduced based on light intensity				●
OTHER FUNCTIONS	MTR500E-UP	MTR1300EB-UP	MVR500E-UP	MTV300E-UP
Anti-jam function	●	●		●
Soft start/Soft stop				●
Configuration lock	●	●	●	●
Daily scheduler				
Presence simulation				
Children's room night light				●
Blinking mode	●	●		●

Yokis UP radio centralisation

A single Zigbee transmitter can control an unlimited number of radio micro-modules thanks to the interconnection between the modules through the Zigbee network.

In addition, each Zigbee receiver can be controlled by an unlimited number of transmitters, simplifying the addition of new wall-mounted or portable radio controls.

All transmitters can be configured to operate as single or centralised control: thanks to the large memory availability of the Zigbee transmitters in the Yokis UP range, it is possible to control different types of devices with the same control, and thus manage both centralisations and scenario activations.

In addition, the transmitter buttons can be configured as desired: on-only, off-only and bistable.

Thanks to the Zigbee network, it is possible to increase the range of a transmitter in order to reach a receiver that is too far away: each Zigbee receiver module acts both as actuator and as repeater of the Zigbee radio signal, so that the reachability of a receiver module does not depend on the distance of the transmitter that controls it, but on the

nearest module belonging to the Zigbee network.

Easier to configure and test: thanks to the MESH technology of Zigbee networks, the interconnection of modules takes place automatically, without the need to route a connection BUS between them.

Another important feature of the Zigbee MESH network is that it connects the receiver modules dynamically, i.e. **the various receivers are not constrained to communicate with each other via a static, forced path**, as the network is active and constantly seeks to optimise itself without human intervention. This makes the interconnection between the modules much more resilient to disturbances and possible failure of one of the connection modules between the transmitter and the command receiver.

Moreover, check of the Zigbee interconnection network is even easier thanks to the **dedicated tools in the UP2PRO App** for professionals.

Modules with an external aerial are useful for increasing the radio range, for example when flush-mounted in metal boxes that could reduce the range.

DESCRIPTION	MODEL	ARTICLE CODE
LIGHTING		
	MTR500E-UP	4820404
	MTR1300EB-UP	4820406
	MTR1300E-UP	4820407
	MTR2000EW-UP	4820438
	MTR2000E-UP	4820436
	MTV300E-UP	4820408



Possible with all Yokis UP radio transmitters

DESCRIPTION	MODEL	ARTICLE CODE
WINDOW SHUTTERS		
	MVR500E-UP	4820409



Possible with all Yokis UP radio transmitters



The App for professionals to configure the system. The Yokis Pro App and the Yokey USB key (Item no. 5454491) make Yokis radio module installation even easier and faster, ensuring the creation of a perfect system based on Radio bus.

SMART RADIO POWER

5454491

USB/RADIO INTERFACE YOKEY RADIO POWER SYSTEM, FOR PROGRAMMING DEVICES VIA TABLET THROUGH THE YOKISPRO APP

USB key containing a radio antenna that works according to the Yokis radio protocol. It must be installed on an Android tablet (version 4.2 or later) that has an OTG type micro-USB port. Thanks to the combined use of Yokey and the Yokis Pro App, the installation of Yokis radio modules is even easier and faster. Range: 250m in free field of view and without obstacles. Reduction of the range in the presence of metal elements, passing through walls or bulkheads.

- > Power supply: USB DC 4.75V to 5.25V
- > Consumption: 10 mA in stand-by / 50 mA max.
- > Radio transmission: the unit's LED lights up in the presence of a radio transmission.
- > Protection: IP40
- > Interface: USB Type A male connector
(Micro-USB OTG adapter supplied: Android tablet with OTG port required)
- > Range: 250m in free field of view and without obstacles. Reduction of the capacity in the presence of metal elements, crossing of walls or bulkheads
- > Dimensions (W x H x D): 51 x 63.9 x 11.3 mm
- > Weight: 22 g



Draw the layout of your system in an easy and quick way, by tracing it on the tablet with your fingers



Launch the automatic acknowledgement of your modules and then position them on the layout



Configure your modules: a parameter diagram helps you not to forget the details



Ask Yokis Pro application to automatically create the Radio Bus that connects modules to one another



Add, set and duplicate control points, by following the guided procedure



Transfer system settings to Yokis Hub, print the installation report and deliver the system to your customer



Save and share the system on Yokis Cloud, for future operations or expansion



YOKEY
Item no.
5454491

Yokis hub and YnO

Yokis Hub and YnO App are designed to allow the final user controlling system Yokis modules through tablet or smartphone from wherever you are, inside and outside of your house.

SMART RADIO POWER

5454495

YOKIS HUB IP/RADIO GATEWAY, RADIO POWER SYSTEM, TO MANAGE THE YOKIS SYSTEM LOCALLY AND REMOTELY VIA THE YNO APP

IP / radio hub that allows you to connect the Yokis system, thus making it remotely controllable via YnO, perform voice commands via Alexa and Google Assistant, define scenarios, activate functions related to security, cameras and alarm system, and produce statistics on the use of energy consumption. Through the integrated Yokis Radio, it can directly control Yokis devices, so the devices are isolated from the Internet and the safety of the system is not compromised.

- > Power supply: 230 VAC - 50 Hz / 9 VDC power adapter (supplied)
- > Power consumption: 1.4W max
- > Protection: IP40 (without antenna)
- > Range: 250m in free field of view and without obstacles. Reduction of the capacity in the presence of metal elements, crossing of walls or bulkheads
- > Weight: 70g (without power adapter)
- > Dimensions (W x H x D): 60 x 86 x 27 mm



Three tools that allow the user to control his/her home from smartphone and tablet with many advantages:

- > **Creation of default or new scenarios** that can be recalled from smartphone/ tablet or Urmet video door phone.
- > **Creation of guest accounts** (babysitter, cleaning lady, etc.): limited/partial access and management of the system.
- > **Application** customisation.
- > **A scalable system:** new micromodules can be added at any time (to use the new functions inside the room).

CONFIGURE YOUR SYSTEMS UP TO 10 MODULES WITHOUT THE YOKISPRO APP

Yokis Hub and Yokis radio bus can be configured even without the YokisPRO App in just 5 steps*:

1. set the YOKISHUB to learning mode
2. pair the receiving modules of the system to YOKISHUB
3. create the radio bus between the receiving modules
4. quit the learning mode
5. pair YOKISHUB to the YnO App

*Use this procedure **for systems up to 10 modules** (for larger installations, use the Yokis PRO App).

> After uploading Yokis Pro configuration on Yokis Hub, the user can control his/her system through smartphone and tablet using YnO App.



Urmet and Yokis

Smart home solutions

Home management has never been this easy.

Thanks to the integration between Urmet and Yokis technologies, it is possible to manage centralised controls, shutter and indoor/outdoor light timing as well as some

other functions, such as garden irrigation. Accordingly, the lights switched on or the shutters open can be controlled by pressing a pushbutton on the video door phone.



LIGHTING



WINDOW SHUTTERS, SCREENS AND BLINDS



ELECTRIC HEATING



IRRIGATION



REMOTE CONTROLS



AUTOMATISMS

Urmet and Yokis: applications for integrated solutions

Yokis modules can be integrated with Urmet product range to create automation scenarios through dry contact output. Some cases:

- > **Video door phones:** a unique feature of the Urmet video door phones is their ability to be integrated. This allows centralisation and scenarios to be created directly on the video door phone, without additional wiring, thanks to an intuitive interface. In the case of the Vog7 video door phone, in addition to the 12 internal controls, the entire Yokis ecosystem can be managed through the YnO App
- > **Anti-intrusion:** following activation of the alarm system, centralisation is controlled on lights and rollers. In the case

of the Urmet Zeno control unit, it is possible to control total and individual zone setting and check their status via the YnO App.

- > **Video surveillance:** following a motion detection, a command can be sent to a Yokis module via dry contact and the camera video can also be viewed directly from the YnO app.
- > **Access control:** creation of scenarios that can be activated by the entry panel numeric keypad or the proximity key. In addition, thanks to the new MAU module, it is possible to control gates (swing), rollers, etc. directly from the YnO App.

Yokis preset on Miro Hands-free video door phone range

Available in video and audio version, Miro Hands-free range is preset to integrate Yokis modules: the devices, in fact, have two auxiliary outputs for various services, e.g. to be

used to connect them to E2BPP transmitter to create light and shutter centralisations.



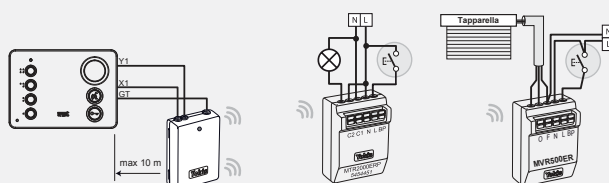
After a suitable programming of Yokis modules, it is possible to:

- > **with the first pushbutton,** activate centralised locking of shutters
- > **with the second pushbutton,** activate light switch-off.



Miro Audio Hands-free

Item no. 1183/7



Video door phone

Integrated Urmet video door phones

Urmet Vog range, Max 10 and vModo video door phones contain a transmitter module that connects via radio to Yokis receiver modules of the electric system.

Thanks to the integration with Yokis, it is possible to easily create centralisations and scenarios directly on the video door phone, without further wiring, through a user-friendly interface.

Management of services and scenarios



buttons for commands from external transmitter

VOG 7

Item no. 1760/31A - 1760/31A
7" touchscreen video door phone
Management of services and scenarios



VOG 7

Item no. 1761/31 - 1761/33
Videocitofono 7" touchscreen
Gestione di servizi e scenari



MAX 10

Item no. 1717/21
7" soft touch video door phone
Management of services and scenarios



vModo

Item no. 1719/1
7" soft touch video door phone
Management of 2 services

INDOOR STATIONS

CALL FORWARDING

ENTRY PANELS

VIDEO DOORPHONE SYSTEMS

SYSTEM'S ACCESSORIES

ACCESS CONTROL

COMMUNICATION KITS

YOKIS - SMART HOME

TELEPHONY

SALES NETWORK

Urmet and Yokis

Integration with wireless Zeno Pro intrusion alarm control unit

- > Interaction via YnO App (= via cloud) with the following set of functions:
 - Information on the status of the control unit
 - Alarm notifications
 - Total or partial activation of the control unit
 - Total or partial deactivation of the control unit
 - Reset of alarm events
 - Remote enabling/disabling of access
 - Remote enabling/disabling of system
 - Enabling/disabling of notifications
- > Installation via MyZeno App
- > Management via YnO App, both locally and remotely



YnO App integration with Zeno Pro intrusion alarm control unit

«My alarm system»

Arrangement of the elements via drag&drop

Tap on the zone button to access the alarm control section

Label activated/deactivated for each of the zones

Transparency varies according to activation/deactivation status

Hall zone:
- activated (white icon and orange waves)
- to deactivate, press the icon

Total zone:
- deactivated (white circle and orange icon)
- to activate, press the icon

Garden zone:
- deactivated (orange icon and grey waves)
- to activate, press the icon

Tap on "Shield" icon to activate or deactivate the zone: if the icon is Orange (or blue remotely) the alarm is activated

Integration with Urmet Video Smart Wi-Fi cameras

Common features

- > Start of recording /snapshot
- > Viewing video streaming both locally and remotely
- > Remote playback
- > Alarm playback
- > Push notifications
- > Event notifications (motion detection)
- > Daily history of motion detection events
- > Sending and receiving camera audio
- > Installation via V-Stream App
- > Installation via Yno App, both locally and remotely (with Yokis Hub)



App Yno integration with Urmet Video Smart Wi-Fi cameras

«My cameras»

Arrangement of the elements via drag&drop

Background: shows the snapshot taken during the last consultation

Tap on the zone button to access the live view section

Camera video control:

- Registration: tap on the icon to activate video recording
- Camera: tap to capture a snapshot
- Full screen: activate a full screen view

Camera audio control:

- Microphone: press and hold the icon to speak (if crossed out it is on mute)
- Speaker: tap on the icon to activate/deactivate (if crossed out, it is on mute)

History of daily motion detection events

Only available if the camera has pan-tilt: opens on full screen with active pan-tilt

For further information on integration between Urmet and Yokis products, contact your local Sales Office.

Manage your smart home with your voice

MAKE THE BEST USE OF INTEGRATION

of the Yokis Smart line with voice assistants:

Google Assistant and **Amazon Alexa**, thanks to which it is possible to control your house in the most natural and simple way, i.e. with your voice.

You can choose which voice assistant to use. They all offer very similar experiences of use, therefore, whichever you choose, with Yokis you will be able to experience your home in an even more comfortable and smarter way.

Thanks to the voice assistants it also possible to manage Yokis together with other smart devices: smart appliances, safety systems, multimedia devices and even your car can interact with each other based on the habits, but, in any case, differently according to the context.

Controlling the lights with your voice is just the beginning. Make the most of your Yokis electrical system by asking Google Assistant to:

- > open the gate
- > turn off an appliance
- > recall your favourite scenarios.

Requirements

- > installation of Yokis radio modules in your electrical system
- > the Yokis hub web server that allows Google Assistant to communicate with the installed Yokis products.

The Yokis modules must be installed by a professional. Ask your installer!



Google Assistant and all related logos are trademarks of Google.com, Inc. or its affiliates.



**Hey Google,
open the gate.**

Amazon Alexa is the voice service based on the Amazon cloud. Thanks to **Amazon Echo**, a smart speaker with voice commands it is possible to carry out simple actions without getting up from the sofa.

Controlling the lights with your voice is just the beginning. Make the most of your Yokis electrical system by asking Amazon Alexa to:

- > turn on or adjust the intensity of the lights
- > adjust the temperature
- > simplify getting out of the house with the centralisations

Requirements

- > installation of Yokis radio modules in your electrical system
- > the Yokis hub web server that allows Amazon Alexa to communicate with the installed Yokis products.

The Yokis modules must be installed by a professional. Ask your installer!



"Alexa, dim the lights."

Amazon, Alexa and all related logos are trademarks of Amazon.com, Inc. or its affiliates.



Radio power multifunction toggle relays

The advantages

The Yokis radio modules support the dual operation mode: they can be controlled via radio control device and from local wired buttons at the same time.

Timing operation option:

- automatic switching off from 2 seconds to 4 hours
- double timer for second timer setting up to maximum 12 hours, by pressing and holding the button
- allow switch-off before scheduled time
- switch-off notification configurable.

Centralisation: both in wired and radio mode, even on different modules, to control total, partial, progressive switch-on/off.

Thanks to the Yokis Hub, they can also be remotely controlled through the YnO App and managed through scenarios, both with automatic and manual activation.

It can be controlled both in instantaneous and pulse mode.

Compatible with pushbuttons of all wiring systems and with existing wirings in which the pushbutton common is connected to neutral or phase (possible use in 3-wire or 4-wire mode).

Modular: Yokis allows extending the initial installation to later times.

Silent: they can be installed on the bottom of a flushmounted box (depth 40 or 50 mm).

RADIO POWER ELECTRONIC TOGGLE RELAY AND TIMED RELAYS

5454462

2000W RADIO ELECTRONIC TOGGLE RELAY WITH OPTIONAL TIMED OPERATION

The MTR2000ERP flush-mounted radio module is a timed step-by-step electronic relay, which allows the management of lights or automations up to a maximum of 2000W. Thanks to its potential-free contact, it can control any device up to 2000W (eg light, aspirator, irrigation ...) that requires a clean contact. The behavior of the relay can be customized, among the following: impulse mode (e.g. electric lock), monostable mode (e.g. bell), flashing light mode (application for the deaf and hard of hearing) or staircase lights timer mode. It includes double timings: a main one from 2 seconds to 4 hours, with switch-off warning, and a prolonged one (12 hours). The MTR2000ERP module is hybrid, and therefore can be commanded in a wired way, either by means of a button or switch connected directly, and in radio mode, by means of Yokis transmitters. Similarly, it is possible to centralize multiple MTR2000ERP modules to allow total switching on or off, both via the pilot wire and via the Yokis Radio Bus. If the system includes the Yokis Hub, the module can also be managed via the YnO App, both locally and remotely, and can be managed in automatic mode by defining scenarios. Programming the module is very simple: either through a directly connected button or through the YokisPRO Installer application.

- > Mains voltage: 230 V ~ (± 15%) - 50 Hz
- > Power on resistive load: 10A - 250VAC, max. 2500VA; on other loads: 10A - 30VDC max. 300W
- > Consumption: <1 VA - <0.3W
- > Ambient temperature: -20 °C + 60 °C
- > Sound level: <60 dB at 20 cm
- > Relative humidity: 0 to 70%
- > Range: 250m in free field of view and without obstacles. Reduction of the capacity in the presence of metal elements, crossing of walls or bulkheads
- > Frequency: 2.4GHz
- > Transmission: bidirectional with notification LED on the transmitter
- > Dimensions (W x H x D): 33 x 48 x 22.5 mm



5454463

2000W RADIO ELECTRONIC TOGGLE RELAY WITH OPTIONAL TIMED OPERATION WITH EXTERNAL AERIAL

The MTR2000ERPX flush-mounted radio module is a timed electronic toggle relay with external aerial, which allows the control of lights or automations up to a maximum of 2000W. The version with external aerial allows the signal to be moved around radio obstacles (stone walls, metal walls, etc.). Same features and functions as item no. 5454462 but with external aerial.



REFERENCES

MODULI RELÈ TEMPORIZZATI/TIMER RADIO POWER

5454464

2000W RADIO ELECTRONIC TOGGLE RELAY WITH NEUTRAL WIRE ON DIN RAIL

The DIN MTR2000MRP bar-mounted radio module is a timed step-by-step electronic relay, which allows the management of lights or automations up to a maximum of 2000W. Thanks to its potential-free contact, it can control any device up to 2000W (eg light, aspirator, irrigation ...) that requires a clean contact. The behavior of the relay can be customized, among the following: impulse mode (e.g. electric lock), monostable mode (e.g. bell), flashing light mode (application for the deaf and hard of hearing) or staircase lights timer mode.

It includes double timings: a main one from 2 seconds to 4 hours, with switch-off warning, and a prolonged one (12 hours). The MTR2000ERP module is hybrid, and therefore can be commanded in a wired way, either by means of a button or switch connected directly, and in radio mode, by means of Yokis transmitters. Similarly, it is possible to centralize multiple MTR2000MRP modules to allow total switching on or off, both via the pilot wire and via the Yokis Radio Bus. If the system includes the Yokis Hub, the module can also be managed via the YnO App, both locally and remotely, and can be managed in automatic mode by defining scenarios. Programming the module is very simple: either through a directly connected button or through the YokisPRO Installer application.

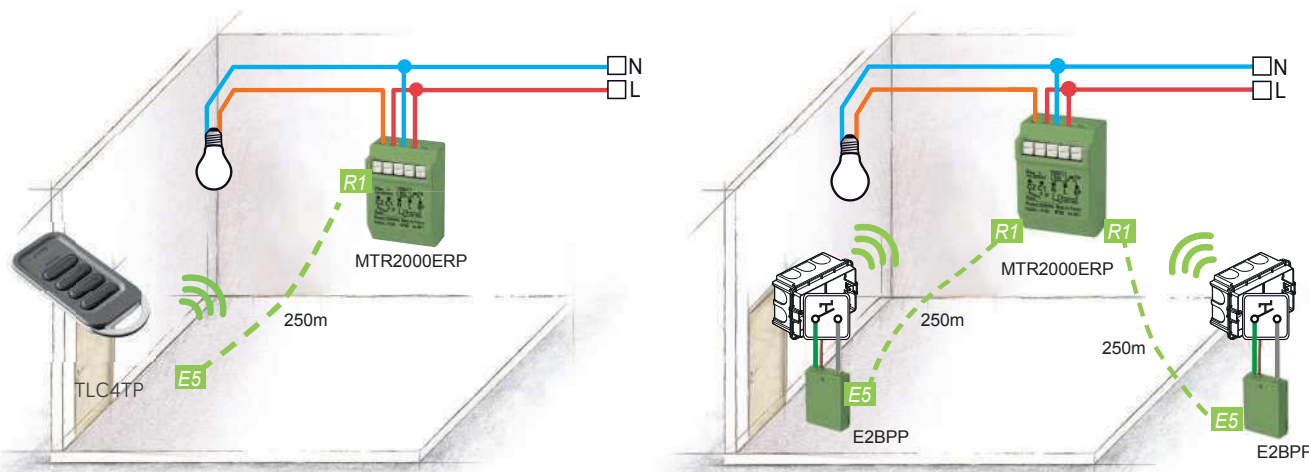
- > Mains voltage: 230V ~ (± 15%) - 50Hz
- > Power: on resistive load: 10A, max. 2000W
- > Consumption: <1 VA - <0.3W
- > Ambient temperature: -20 °C + 40 °C
- > Sound level: <60 dB at 20 cm
- > Relative humidity: 0 to 70%
- > Button and status light
- > Range: 250m in free field of view and without obstacles. Reduction of the capacity in the presence of metal elements, crossing of walls or bulkheads
- > Frequency: 2.4GHz
- > Transmission: bidirectional with notification LED on the transmitter
- > Dimensions (W x H x D): 22.5 x 48 x 33 mm



5454465

2000W RADIO ELECTRONIC TOGGLE RELAY WITH NEUTRAL WIRE AND EXTERNAL AERIAL, ON DIN RAIL

The MTR2000MRPX DIN rail mount radio module is a timed electronic toggle relay with external aerial, which allows the control of lights or automations up to a maximum of 2000W. The version with external aerial allows the signal to be moved around radio obstacles (stone walls, metal walls, etc.). Same features and functions as item no. 5454464 but with external aerial.



This solution can be done with all Yokis transmitters

Radio power dimmer

The advantages

Allow precise control of dimming, with possible light variation starting from only 3 W.

Consumption is reduced according to brightness variation.

Level saving functions of last switch-on and preferred level.

Compatible with dimmable capacitive, resistive and inductive loads up to 500W.

Timing operation function: from 2 seconds to 4 hours, with

switch-off warning and possibility to extend the duration.

Centralisation: both in wired and radio mode, even on different modules, to control total, partial, progressive switch-on/off.

Thanks to the Yokis Hub, they can also be remotely controlled through the YnO App and managed through scenarios, both with automatic and manual activation.

RADIO POWER DIMMER MODULE

5454457

TIMED ELECTRONIC DIMMER MODULE, 500W, RADIO POWER SYSTEM, FLUSH-MOUNTED, WITH NEUTRAL

The MTV500ERP flush-mounted radio module is a timed electronic dimmer, which allows the management of the brightness variation from 3% to 100% on loads up to 500W, with the principle of variation by interruption at the beginning or at the end of the phase, with recognition automatic load type:

it is compatible with different loads, including, incandescent lamps, 230V LED and dimmable halogen.

The MTV500ERP dimmer module can be centralized via the Yokis Radio Bus.

It supports the management of multiple dimming levels, which can be recalled with short presses:

1 press for 100% lighting, 2 presses to recall the last brightness level, 3 presses for 50% lighting, 4 presses to recall the minimum brightness level (preset).

The module can be timed, from 2 seconds to 4 hours, with shutdown notice and an extended duration, which extends the timing up to 12 hours. It also features the courtesy night light function for children which allows for a light intensity of 20% which will decrease in an hour until leaving only a courtesy light (for 12 hours). It also allows you to activate the luminous signals of corridors or other rooms for night travel.

The module can be programmed to function as a simple step-by-step relay or for application for the deaf and hard of hearing, using the light for visual signaling.

Thanks to the "soft start / soft stop" function, it limits the inrush current during the lighting phase of the light circuit, thus increasing the life of the lamp and the buttons.

The module provides 2 types of integrated electronic protections: in case of short circuit on the load (with automatic reset after elimination of the fault) and against overheating. it is also immune to mains disturbances up to 1.5 kV.

If the system includes the Yokis Hub, the module can also be managed via the YnO App, both locally and remotely, and can be managed in automatic mode by defining scenarios.

Programming the module is very simple: either through a directly connected button or through the YokisPRO Installer application.

> Mains voltage: 230V ~ (+ 10% - 15%) - 50Hz

> Power: min. 5VA max. 500VA (300VA in watertight boxes)

> Maximum current: 1.3A / 2.2A watertight boxes: 1.3A / 300VA other boxes: 2.2A / 500VA

> Ambient temperature: -20 °C + 40 °C

> Relative humidity: 0 to 90%

> Dimensions (W x H x D): 37 x 46 (+25) x 12 mm



REFERENCES

RADIO POWER DIMMER MODULE

5454479

TIMED ELECTRONIC DIMMER MODULE, 300W, RADIO POWER SYSTEM, FOR DIN BAR, WITH NEUTRAL

The MTV300MRP DIN rail radio module is a timed electronic dimmer, which allows the management of the brightness variation from 3% to 100% on loads up to 300W, with the principle of variation by interruption at the beginning or at the end of the phase, with automatic load type recognition: it is compatible with various loads, including incandescent lamps, 230V LEDs and dimmable halogen.

The MTV300MRP dimmer module can be centralized via the Yokis Radio Bus.

It supports the management of multiple dimming levels, which can be recalled with short presses:

1 press for 100% lighting, 2 presses to recall the last brightness level, 3 presses for 50% lighting,

4 presses to recall the minimum brightness level (preset).

The module can be timed, from 2 seconds to 4 hours, with shutdown notice and an extended duration, which extends the timing up to 12 hours. It also features the courtesy night light function for children which allows for a light intensity of 20% which will decrease in an hour until leaving only a courtesy light (for 12 hours). It also allows you to activate the luminous signals of corridors or other rooms for night travel.

The module can be programmed to function as a simple step-by-step relay or for application for the deaf and hard of hearing, using the light for visual signaling.

Thanks to the "soft start/soft stop" function, it limits the inrush current during the lighting phase of the light circuit, thus increasing the life of the lamp and the buttons.

The module provides 2 types of integrated electronic protections: in case of short circuit on the load (with automatic reset after elimination of the fault) and against overheating. It is also immune to mains disturbances up to 1.5 kV.

> Mains voltage: 230 V ~ (+ 10% -15%) - 50Hz

> Minimum power: 5W

> Maximum power: 300W 1.3A

> Radio frequency: 2.4GHz

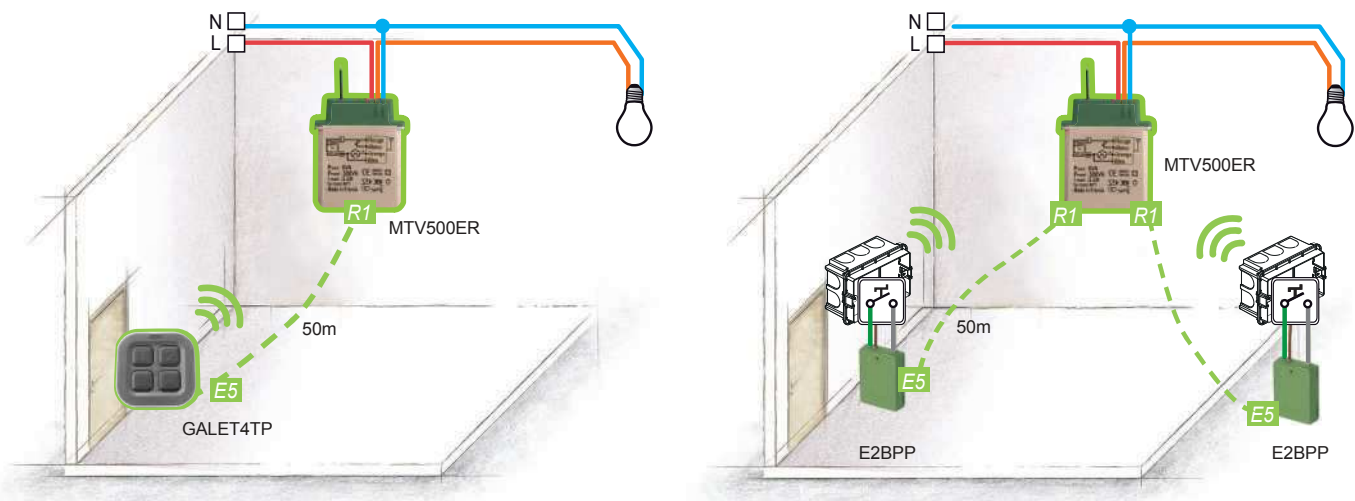
> Ambient temperature: from -20 °C to + 40 °C

> Relative humidity: 0 to 70%

> Dimming: on sinusoidal at the beginning or at the end of the phase with automatic detection of the type of load

> Protections: short circuit and overheating protections

> Dimensions (W x H x D): 90 x 17.5 x 60 mm



This solution can be done with all Yokis transmitters

Radio window shutter modules

The advantages

The Yokis radio modules support the dual operation mode: they can be controlled via radio control device and from local wired buttons at the same time.

Centralisation: both in wired and radio mode, even on different modules, to control total, partial, progressive switch-on/off.

Advanced functions, thanks to the internal microprocessor:

- Upper and lower electronic limit switch
- Built-in torque control
- Obstacle detection in downstroke
- Pre-programmed intermediate position
- Built-in daily scheduling

Thanks to the Yokis Hub, they can also be remotely controlled through the YnO App and managed through scenarios, both with automatic and manual activation.

Compatible with all shutter types and brands with 3-wire motor and with pushbuttons of all wiring systems.

Silent, even when behind the pushbuttons of the wiring system.

Flexible and modular: installation of the various modules can be extended subsequently, in case of new needs.

Digital coil with protection system in case pushbutton is pressed for a prolonged amount of time.

RADIO WINDOW SHUTTER MODULES

5454467

FLUSH-MOUNTED 500W RADIO WINDOW SHUTTER MODULE

The MVR500ERP flush-mounted radio module is an actuator suitable for the management of 3 or 4 wire motors up to 500W (powered at 230V) for the management of motorized rolling shutters, Venetian blinds, shutters and awnings.

Can be operated with both single and double non-interlocked buttons, using the R12M accessory. Possibility to define an intermediate position (which can be recalled with 2 presses on the button) and to configure electronic limit switches.

The device also provides the daily scheduling function, which allows the automatic daily opening and closing of the rolling shutter through two separate timers. MVR500ERP modules can be centralized both in wired mode, via pilot wire, and in radio mode, via Yokis Radio Bus.

If the system includes the Yokis Hub, the module can also be managed via the YnO App, both locally and remotely, and can be managed in automatic mode by defining scenarios.

The integrated torque control avoids damaging the shutter or the motor in the event of an obstacle, and allows you to activate the reverse movement of the shutter in the event of motor overload.

Programming the module is very simple: either through a directly connected button or through the YokisPRO Installer application.

- > Mains voltage: 230V ~ (+ 10% - 15%) - 50Hz
- > Power: 3-wire motor, 230V ~, 2A max. 500VA
- > Ambient temperature: -20 °C + 50 °C
- > Consumption: <1VA - <0.3W
- > Relative humidity: 0 to 70%

> Range: 250 m in free field of view and without obstacles.

Reduction of the capacity in the presence of metal elements, crossing of walls or bulkheads

> Frequency: 2.4GHz

> Transmission: Bidirectional, with notification LED on the transmitter

> Radio link memory Stores data in case of Network voltage failure

> Dimensions (W x H x D): 33.5 x 48 x 22.5 mm



REFERENCES

RADIO WINDOW SHUTTER MODULES

5454468

FLUSH-MOUNTED 500W RADIO WINDOW SHUTTER MODULE WITH EXTERNAL AERIAL

The MVR500ERPX flush-mounted radio module with external antenna is an actuator suitable for the management of 3 or 4-wire motors up to 500W (powered at 230V) for the management of motorized rolling shutters, Venetian blinds, shutters and awnings.

Can be operated with both single and double non-interlocked buttons, using the R12M accessory.

The version with external antenna allows you to move the signal to bypass radio obstacles (stone walls, metal walls, etc.).

Possibility to define an intermediate position (which can be recalled with 2 presses on the button) and to configure electronic limit switches. The device also provides the daily scheduling function, which allows the automatic daily opening and closing of the rolling shutter through two separate timers. MVR500ERPX modules can be centralized both in wired mode, via pilot wire, and in radio mode, via Yokis Radio Bus.

If the system includes the Yokis Hub, the module can also be managed via the YnO App, both locally and remotely, and can be managed in automatic mode by defining scenarios.

The integrated torque control avoids damaging the shutter or the motor in the event of an obstacle, and allows you to activate the reverse movement of the shutter in the event of motor overload.

Programming the module is very simple: either through a directly connected button or through the YokisPRO Installer application.

> Mains voltage: 230V ~ (+ 10% - 15%) - 50Hz

> Power: 3-wire motor, 230V ~, 2A max. 500VA

> Ambient temperature: -20 °C + 50 °C

> Consumption: <1VA - <0.3W

> Relative humidity: 0 to 70%

> Range: 250 m in free field of view and without obstacles.

Reduction of the capacity in the presence of metal elements, crossing of walls or bulkheads

> Frequency: 2.4GHz

> Transmission: Bidirectional, with notification LED on the transmitter

> Radio link memory Stores data in case of Network voltage failure

> Dimensions (W x H x D): 33.5 x 48 x 22.5 mm



ACCESSORIES

5454072

D600V - BOX OF 5 DIODES FOR CENTRAL CONTROL

Diode required for centralization of light commands and actuation via pilot wire.

It allows to isolate the local control commands from the rest of the system.

> 1A power rectifier diode

> Voltage: 1000V

> Rated current: 1A

> Operating temperature: -50 °C - 150 °C



5454073

R12M - BOX OF 5 INTERFACES FOR DOUBLE PUSHBUTTON CENTRAL CONTROL

Centralization interface for the use of double buttons dedicated to light commands or actuation, by means of double buttons (not interlocked) to perform the on / off and opening / closing functions.



5454083

RAL60 - WL EXTERNAL AERIAL 60 CM EXTENSION

60 cm accessory extension cable for external antenna, to be used in case it is necessary to circumvent obstacles to the reception of the radio signal. Cable length: 60 cm.



5454084

RAL200 - WL EXTERNAL AERIAL 2 M EXTENSION

Accessory extension cable 200 cm for external antenna, to be used in case it is necessary to circumvent obstacles to the reception of the radio signal. Cable length: 200 cm.



5454085

SUP01 - WL AERIAL SUPPORT BRACKET (HORIZONTAL OR VERTICAL MOUNTING)

Accessory wall bracket for horizontal or vertical mounting of an external antenna.



Radio window shutter modules

RADIO WINDOW SHUTTER MODULES

5454469

500W RADIO WINDOW SHUTTER MODULE ON DIN RAIL

The MVR500ERPX flush-mounted radio module with external antenna is an actuator suitable for the management of 3 or 4-wire motors up to 500W (powered at 230V) for the management of motorized rolling shutters, Venetian blinds, shutters and awnings.

Can be operated with both single and double non-interlocked buttons, using the R12M accessory.

The version with external antenna allows you to move the signal to bypass radio obstacles (stone walls, metal walls, etc.). Possibility to define an intermediate position (which can be recalled with 2 presses on the button) and to configure electronic limit switches. The device also provides the daily scheduling function, which allows the automatic daily opening and closing of the rolling shutter through two separate timers.

MVR500ERPX modules can be centralized both in wired mode, via pilot wire, and in radio mode, via Yokis Radio Bus. If the system includes the Yokis Hub, the module can also be managed via the YnO App, both locally and remotely, and can be managed in automatic mode by defining scenarios.

The integrated torque control avoids damaging the shutter or the motor in the event of an obstacle, and allows you to activate the reverse movement of the shutter in the event of motor overload. Programming the module is very simple: either through a directly connected button or through the YokisPRO Installer application.

- > Mains voltage: 230V ~ (+ 10% - 15%) - 50Hz
- > Power: 3-wire motor, 230V ~, 2A max. 500VA
- > Ambient temperature: -20 °C + 50 °C
- > Consumption: <1VA - <0.3W
- > Relative humidity: 0 to 70%
- > Range: 250 m in free field of view and without obstacles.
Reduction of the capacity in the presence of metal elements, crossing of walls or bulkhead
- > Frequency: 2.4GHz
- > Transmission: bidirectional, with notification LED on the transmitter. Radio link memory
- > Keep data in case of Network voltage failure
- > Dimensions (W x H x D): 33.5 x 48 x 22.5 mm

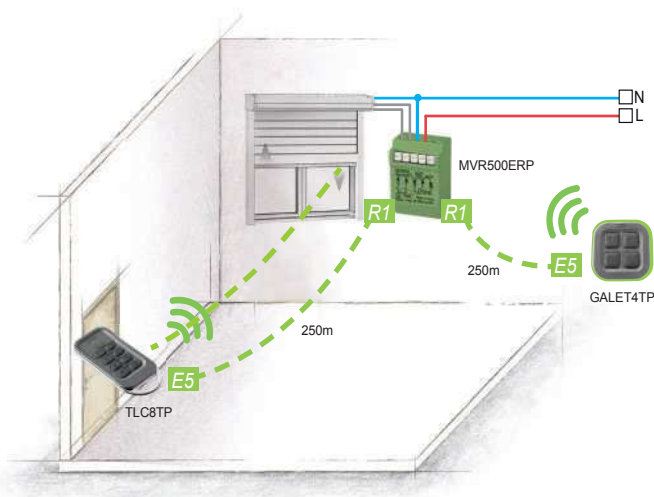


5454470

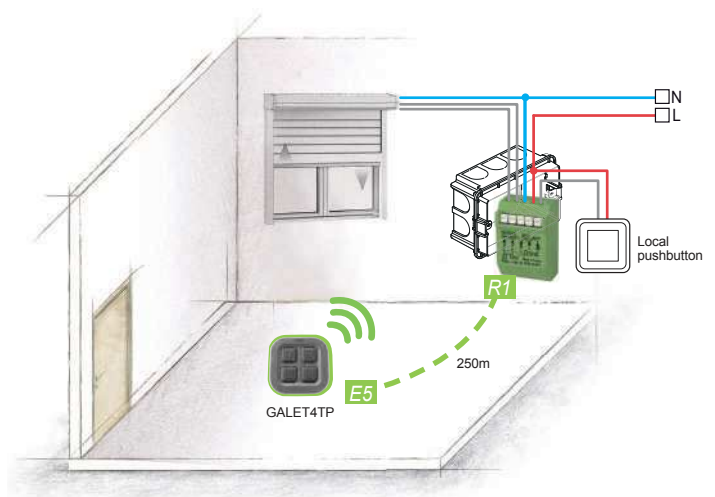
500W RADIO WINDOW SHUTTER MODULE ON DIN RAIL WITH EXTERNAL AERIAL

It allows the signal to be moved around radio obstacles (stone walls, metal walls, etc.).

Same features as item no. 5454469 but with MVR500MRPX external aerial.



No more cables to pull with the Yokis local and centralised remote controls



The shutter can be controlled both through wired button and remote control

Radio Power automation modules

The advantages

The MAU500ERPX relay module allows controlling **automatic, sliding and swing gates, entrance doors and motors for roller shutters.**

It can be **controlled by any of the Yokis radio transmitters** (remote controls and flush-mounted transmitters) or by a wired button.

It can be connected to other Yokis radio receivers to create **group and centralised commands**, both in case of direct control and within the Yokis radio BUS.

Yokis Master mode settings can be accessed and changed from the Yokis PRO and YnO apps without having to physically intervene on the gate.

RADIO POWER AUTOMATION MODULES

5454475

ELECTRONIC ACTUATOR MODULE, 500W, RADIO POWER SYSTEM, FOR ELECTRONIC CONTROL UNITS FOR GATES

The MAU500ERP flush-mounted module is a radio actuator with external antenna suitable for managing actuation systems for gates, both sliding and swing, and shutters/garage doors with dedicated control unit, both with NO and NC activation.

The module interacts with the engine control unit, through direct wire connection on the engine board. Thanks to the MAU500ERP module, it is possible to control the control unit via Yokis radio controls to manage the partial opening of the gate and the timing before automatic closing.

Furthermore, if the system includes the Yokis Hub, the module can also be managed via the YnO App, both locally and remotely, and can be managed in automatic mode by defining scenarios, allowing interaction with the rest of the Yokis ecosystem.

Compatible with FAAC motors for controlling the gate opening status (open / closed), through the YnO App. The MAU500ERP module can be programmed via a button or via the Yokis PRO installer App.

It is possible to change the settings from the Yokis PRO and YnO Apps without having to physically intervene on the gate.

- > Mains voltage: 230V ~ (+ 10% - 15%)
- > 50HZ Consumption: <1VA - <0.3W
- > Maximum load 2A - 24VDC
- > Dimensions (W x H x D): 84 x 58 x 20 mm



5454476

ELECTRONIC ACTUATOR MODULE, 500W, RADIO POWER SYSTEM, FOR ELECTRONIC CONTROL UNITS FOR GATES, WITH EXTERNAL AERIAL

The MAU500ERPX flush-mounted module is a radio actuator with external aerial suitable for controlling actuation systems for gates, both sliding and swing models, and shutters/garage doors with dedicated control unit, with both NO and NC activation. The version with external aerial allows the signal to be moved around radio obstacles (stone walls, metal walls, etc.).

Same features as item no. 5454475 but with external aerial.



Connected commands

Connected commands make the home smart and enable functions that can be set and managed from smartphones and tablets. They are easy to configure: simply draw the

system on the tablet with the Yokis Pro App, launch the acquisition and the devices are automatically detected.

CONNECTED COMMANDS

5454811

TIMED STEP-BY-STEP ELECTRONIC RELAY MODULE, RADIO POWER SYSTEM, ON NEA SIMON URMET CIVIL SERIES, 1300W

The radio module on the result of the NEA MTR1300EBRP civil series is a timed step-by-step electronic relay, which allows the management of lights or automations up to a maximum of 1300W.

Thanks to its potential-free contact, it can control any device up to 1300W (e.g. light, aspirator, irrigation ...) that requires a clean contact. The behavior of the relay can be customized, among the following: impulse mode (e.g. electric lock), monostable mode (e.g. bell), flashing light mode (application for the deaf and hard of hearing) or staircase lights timer mode.

It includes double timings: a main one from 2 seconds to 4 hours, with switch-off warning, and a prolonged one (12 hours).

The MTR1300EBRP module is hybrid, and therefore can be controlled both in wired mode, also by further additional buttons connected directly, and in radio mode, by means of Yokis transmitters.

Similarly, it is possible to centralize multiple MTR1300EBRP modules to allow total switching on or off, both via the pilot wire and via the Yokis Radio Bus.

If the system includes the Yokis Hub, the module can also be managed via the YnO App, both locally and remotely, and can be managed in automatic mode by defining scenarios.

The devices are equipped with blue LEDs for identification in the dark and a red LED for programming.

Programming the module is very simple: either through the button or through the YokisPRO Installer application. The devices are supplied with matte white keycaps mounted to a matte anthracite replacement keycap in the box.

> Mains voltage: 230V ~ (+ 10% - 15%) - 50Hz

> Power:

on resistive load: 8A - 250VAC, max. 1800VA 8A

other loads: Max. 500VA

> Frequency range: 2.4Ghz

> Range: 250 m in free field of view and without obstacles.

Reduction of the capacity in the presence of metal elements, crossing of walls or bulkheads

> Maximum Radio Transmission Power: 10mW

> Ambient temperature -20 °C + 50 °C

> Consumption: <1VA - <0.3W

> Relative humidity from 0 to 99%

> Dimensions: 1 module

> Installation type: Modular - Nea Civil Series



For further information see
the Simon Urmet general catalogue

REFERENCES

CONNECTED COMMANDS

5454812

SHUTTER ELECTRONIC REALY MODULE, RADIO POWER SYSTEM, ON NEA SIMON URMET CIVIL SERIES, 500W

The radio module on the NEA MVR500EBRP domestic series is an actuator suitable for the management of 3 or 4-wire motors up to 500W (powered at 230V) for the management of motorized rolling shutters, Venetian blinds, shutters and awnings. Possibility to define an intermediate position (which can be recalled with 2 presses on the button) and to configure electronic limit switches.

The device also provides the daily scheduling function, which allows the automatic daily opening and closing of the rolling shutter through two separate timers. MVR500EBRP modules can be centralized both in wired mode, via pilot wire, and in radio mode, via Yokis Radio Bus.

If the system includes the Yokis Hub, the module can also be managed via the YnO App, both locally and remotely, and can be managed in automatic mode by defining scenarios. The integrated torque control avoids damaging the shutter or the motor in the event of an obstacle, and allows you to activate the reverse movement of the shutter in the event of motor overload.

The devices are equipped with blue LEDs for identification in the dark and a red LED for programming. Programming the module is very simple: either through the button or through the YokisPRO Installer application. The devices are supplied with matte white keycaps mounted to a matte anthracite replacement keycap in the box.

- > Mains voltage: 230V ~ (+10% - 15%) - 50Hz
- > Power: 3-wire motor, 230V ~, 2A max. 500VA
- > Frequency range: 2.4Ghz
- > Range: 250 m in free field of view and without obstacles.
 - Reduction of the capacity in the presence of metal elements, crossing of walls or bulkheads
- > Maximum Radio Transmission Power: 10mW
- > Ambient temperature: -20 °C + 50 °C
- > Consumption: <1VA - <0.3W
- > Relative humidity: 0 to 99%
- > Dimensions: 1 module
- > Installation type: Modular - Nea Civil Series



5454813

TIME-CONTROLLED 150W ELECTRONIC DIMMER MODULE FOR RADIO POWER SYSTEM ON NEA SIMON URMET SERIES BUTTON

The radio module on electrical receptacle of the NEA MTV500EBRP wiring system is a timed electronic dimmer, which allows management of brightness variation from 3% to 100% on loads up to 150W, with the principle of variation by interruption at the beginning or end of the phase, with automatic recognition of the type of load: it is compatible with various loads, including, incandescent lamps, 230V LEDs and dimmable halogen lamps. The MTV500EBRP dimmer module can be centralised via Yokis Radio Bus. It supports management of multiple variation levels, recallable by pressing shortly on them: press once for 100% illumination, twice to recall the last brightness level, three times for 50% illumination, four times to recall the minimum brightness level (preset). The module can be timed, from 2 seconds to 4 hours, with notice of shutdown and a longer duration, extending the timer up to 12 hours. It also provides for a children's room night light function which allows obtaining a light with a 20% intensity and setting it to gradually decrease during a 1-hour period to leave only a courtesy light (12 hours). It also enables the activation of lights in corridors or other rooms for night-time movements. The module can be programmed to operate as a simple toggle relay or as an application for the deaf and hearing impaired, taking advantage of the light for visual signalling. Thanks to the "soft start / soft stop" function, it limits the inrush current when switching on the light load, thus increasing the life of the lamp and buttons.

The module has 2 types of built-in electronic protection: against short-circuit on the load (with automatic reset after fault clearance) and against overheating. It is also immune to network disturbances up to 1.5 kV.

- > Network voltage: 230V ~ (+10% - 15%) - 50Hz
- > Power: min. 5VA max. 500VA (300VA in watertight boxes)
- > Maximum current: 1.3A / 2.2A Sealed boxes: 1.3A / 300VA Other boxes: 2.2A / 500VA
- > Frequency range: 2.4 Ghz
- > Range: 250m in free field of view and without obstacles. Range is reduced by metal items, walls or partitions
- > Maximum radio transmission power: 10mW
- > Ambient temperature -20 °C to + 50 °C
- > Consumption: < 1VA - < 0.3W
- > Relative humidity: 0 to 99%
- > Dimensions: 1 module
- > Installation type: Modular - Nea Wiring System



Connected commands

CONNECTED COMMANDS

5454815

ON-OFF CENTRALISED AUTOMATION RADIO TRANSMITTER, RADIO POWER SYSTEM, ON NEA SIMON URMET CIVIL SERIES

The radio module on the result of the NEA ABE2BPP ON / OFF civil series is a radio transmitter powered with 2 independent channels, for ON / OFF commands and dimming of light modules and actuators, and can manage, in addition to direct commands, also centralization and activation of scenarios. Thanks to the Yokis radio bus it is possible to transmit commands even to modules not directly reachable by the transmitter, by exploiting the repetition of the command by the actuator modules present on the radio bus, and to transmit commands to groups of different types of modules (relays, dimmers, actuators roller shutter, etc.). The devices are equipped with blue LEDs for identification in the dark and a red LED for programming. It is simple to configure: either by the installer, via a button connected directly or from the YokisPro App, or by the user, from the YnO App. It is possible to duplicate the transmitters by copying the settings of the first on the following ones, without intervening on the receiver modules. The devices are supplied with matte white keycaps mounted to a matte anthracite replacement keycap in the box.

- > Mains voltage: 230V ~ (+ 10% - 15%) - 50Hz
- > Available channels: 2
- > Number of receivers / channel: 4 in direct mode; unlimited in Radio Bus mode
- > Frequency range: 2.4Ghz
- > Range: 250 m in free field of view and without obstacles.
Reduction of the capacity in the presence of metal elements, crossing of walls or bulkheads
- > Maximum Radio Transmission Power: 10mW
- > Operating temperature: - 20 °C to + 50 °C
- > Consumption: <1VA - <0.3W
- > Relative humidity: 0 to 99%
- > Dimensions: 1 module
- > Installation type: Modular - Nea Civil Series



5454816

UP-DOWN SHUTTER CENTRALISED AUTOMATION MODULE, RADIO POWER SYSTEM, ON NEA SIMON URMET CIVIL SERIES

The radio module on the product of the NEA ABE2BPP UP / DOWN civil series is a radio transmitter powered with 2 independent channels, for UP / DOWN commands of roller shutter modules, and can manage, in addition to direct commands, also centralization and activation commands. of scenarios. Thanks to the Yokis radio bus it is possible to transmit commands even to modules not directly reachable by the transmitter, by exploiting the repetition of the command by the actuator modules present on the radio bus, and to transmit commands to groups of different types of modules (relays, dimmers, actuators roller shutter, etc.). The devices are equipped with blue LEDs for identification in the dark and a red LED for programming. It is simple to configure: either by the installer, via a button connected directly or from the YokisPro App, or by the user, from the YnO App. It is possible to duplicate the transmitters by copying the settings of the first on the following ones, without intervening on the receiver modules. The devices are supplied with matte white keycaps mounted to a matte anthracite replacement keycap in the box.

- > Mains voltage: 230V ~ (+ 10% - 15%) - 50Hz
- > Available channels: 2
- > Number of receivers / channel: 4 in direct mode; unlimited in Radio Bus mode
- > Frequency range: 2.4Ghz
- > Range: 250 m in free field of view and without obstacles.
Reduction of the capacity in the presence of metal elements, crossing of walls or bulkheads
- > Maximum Radio Transmission Power: 10mW
- > Operating temperature: - 20 °C to + 50 °C
- > Consumption: <1VA - <0.3W
- > Relative humidity: 0 to 99%
- > Dimensions: 1 module
- > Installation type: Modular - Nea Civil Series



REFERENCES

CONNECTED COMMANDS

5454817

ON-OFF CENTRALISED WIRED MODULE, ON NEA SIMON URMET CIVIL SERIES

The wired module on the output of the NEA BR12M ON / OFF civil series is a double non-interlocked button with 2 independent channels, for ON / OFF type commands, light modules and actuators, and can manage direct and centralization commands, via pilot wire.

The devices are equipped with blue LEDs for identification in the dark and a red LED for programming. The devices are supplied with matte white keycaps mounted to a matte anthracite replacement keycap in the box.

- > Mains voltage: 230V ~ (+ 10% - 15%) - 50Hz
- > Available channels: 2
- > Operating temperature: - 20 °C to + 50 °C
- > Consumption: <1VA - <0.3W
- > Relative humidity: 0 to 99%
- > Dimensions: 1 module
- > Installation type: Modular - Nea Civil Series



5454818

UP-DOWN SHUTTER CENTRALISED WIRED MODULE, ON NEA SIMON URMET CIVIL SERIES

The wired module on the output of the NEA BR12M UP / DOWN civil series is a double non-interlocked pushbutton with 2 independent channels, for UP / DOWN commands, of shutter modules, and can manage direct and centralization commands, via pilot wire. The devices are equipped with blue LEDs for identification in the dark and a red LED for programming. The devices are supplied with matte white keycaps mounted to a matte anthracite replacement keycap in the box.

- > Mains voltage: 230V ~ (+ 10% - 15%) - 50Hz
- > Available channels: 2
- > Operating temperature: - 20 °C to + 50 °C
- > Consumption: <1VA - <0.3W
- > Relative humidity: 0 to 99%
- > Dimensions: 1 module
- > Installation type: Modular - Nea Civil Series



ACCESSORIES

5454072

D600V - BOX OF 5 DIODES FOR CENTRAL CONTROL

Diode required for centralization of light commands and actuation via pilot wire. It allows to isolate the local control commands from the rest of the system.

- > 1A power rectifier diode
- > Voltage: 1000V
- > Rated current: 1A
- > Operating temperature: -50 °C - 150 °C



5454073

R12M - BOX OF 5 INTERFACES FOR DOUBLE PUSHBUTTON CENTRAL CONTROL

Centralization interface for the use of double buttons dedicated to light commands or actuation, by means of double buttons (not interlocked) to perform the on / off and opening / closing functions.



Load control

Yokis load monitoring system:

The load monitoring device for DIN rail installation (MD3300MRP) **monitors the total absorbed power value** of the house and, if the set threshold is exceeded, **commands the load disconnection**, in order to avoid a blackout of the house electrical system.

The YOKIS load monitoring system provides for control of YOKIS actuators connected via YOKIS radio to the loads, and therefore **does not require modifying the wiring and the electrical connections of the house**: for easy and quick installation. Remote actuators (MTR2000ERP) can be inserted into the flush-mounting box and work directly on the loads managed according to the signals coming from the control unit (MD3300MRP).

The MD3300MRP device allows the management of **up to eight actuators for management of the same amount of loads, on eight different priority levels**: when necessary, the control unit sequentially disconnects the loads considered to be of lower priority, to prevent the absorbed power from exceeding the set threshold and thus causing a blackout.

When the alarm conditions have gone, **loads are automatically restored**. The device can also work with the new Yokis UP range, thanks to the Yokis/Zigbee GATE-UP MAX hybrid radio hub.

LOAD CONTROL

5454801

LOAD CONTROL MODULE, RADIO POWER SYSTEM, FOR DIN BAR, TO CONTROL ELECTRICAL LOADS ON 8 PRIORITIES

The MD3300MRP DIN rail radio device allows you to measure the total energy consumption and, if the maximum permitted consumption threshold is exceeded, to deactivate the loads, according to 8 pre-assigned priority levels.

On the basis of predefined, customizable times, the device then reconnects the loads previously disconnected, according to the order of reverse priority.

The load control system communicates through the Yokis Radio, and includes: the MD3300MRP measurement unit, and one or more Yokis MTR2000ERP (X) or MTR2000MRP (X) radio relays.

Therefore, to integrate the load control system, no modifications to the electrical system or building works are required. It is possible to temporarily disable the load shedding operation. If the threshold is exceeded, the device displays the alarm condition via a dedicated LED and, if there is a Yokis Hub, it sends a notification on the YnO App. Through the YnO App, you can enjoy the following additional functions: force the activation / deactivation of individual loads, disable the load shedding function, associate scenarios both as a triggering event and as an action, monitor consumption in real time, change priorities and the intervention thresholds, access the statistics of the consumption history, and the measures connected to them.

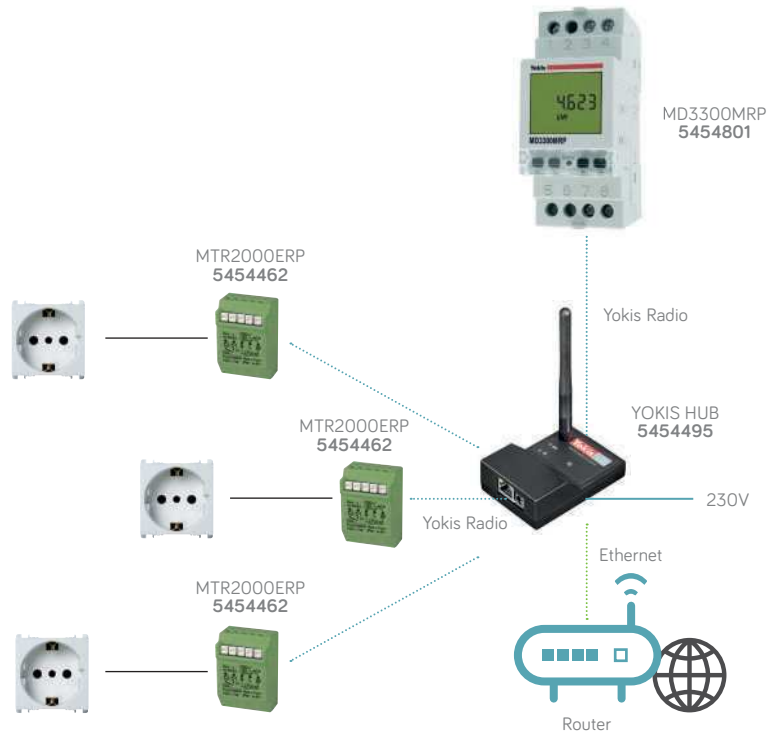
The system is very simple to install and configure, either directly on the device using the buttons and integrated display, or through YokisPRO.

- > Power supply: 230V AC (-15% ... + 10%) 50/60 Hz
- > Maximum self-consumption: 4 VA
- > Maximum forward current: 32A (Shunt method)
- > Operating temperature: -10 °C ÷ + 45 °C
- > Operating humidity: 10% ÷ 90% non condensing
- > Power range allowed: 0,8 ... 7kW
- > Pre-alarm time (Ton): 10 ... 9999 sec.
- > Reset time (Toff): 10 ... 9999 sec.
- > Maximum cable section: 6 mm²
- > Container: 2 DIN modules
- > Degree of protection: IP20 / IP40 (on the front)
- > Dimensions (H x W x D): 87.5 x 35.6 x 65 mm



Application diagram

RADIO POWER RANGE



INDOOR STATIONS

CALL FORWARDING

ENTRY PANELS

VIDEO DOORPHONE SYSTEMS

SYSTEM'S ACCESSORIES

ACCESS CONTROL

COMMUNICATION KITS

YOKIS SMART HOME

TELEPHONY

SALES NETWORK

Radio transmitters

The advantages

A wide range of transmitters (flush-mounted, key ring and table transmitters) compatible with all Yokis receivers.

Each pushbutton can control up to 4 receivers in direct mode and an unlimited number of receivers in Radio Bus mode.

Each Yokis module can be controlled by an unlimited number of transmitters.

Possibility to send commands to several Yokis radio receivers to design centralised and group controls.

Yokis radio modules allows two-way transmission. The transmitter flashes twice to inform that the command has

been sent and received, thanks to the notification LED on transmitter.

Flexible: installation is scalable and can be completed gradually.

Customisable: with YnO App the user can customise the command associated with the single remote control buttons.

Range: inside a single room, 250 metres in free field without obstacles.

All the transmitters are powered by a CR2032 lithium battery has an average duration of 5 years.

RADIO POWER FLUSH-MOUNTED TRANSMITTERS

5454413

FLUSH-MOUNTED RADIO TRANSMITTER WITH 2 INDEPENDENT CHANNELS

The E2BPP flush-mounted module is a universal radio transmitter with 2 independent channels, capable of controlling all types of Yokis radio receivers (relays, dimmers, shutter modules and gate management modules) and can manage, in addition to direct commands, also centralization and activation of scenarios.

Thanks to the Yokis radio bus it is possible to transmit commands even to modules not directly reachable by the transmitter, by exploiting the repetition of the command by the actuator modules present on the radio bus, and to transmit commands to groups of different types of modules (relays, dimmers, actuators roller shutter, etc.).

It can be installed with any domestic series on the market and can be positioned on the bottom of the flush-mounted box or on junction boxes.

It is simple to configure: either by the installer, via a button connected directly or from the YokisPro App, or by the user, from the YnO App.

It is possible to duplicate the transmitters by copying the settings of the first on the following ones, without intervening on the receiver modules. It can be managed by button, switch (if the receivers are modules radio latch relay) or from a potential-free contact. The transmitter is powered by a standard CR2032 battery (average battery life greater than 5 years).

> Power supply: battery; CR2032 lithium type

> Useful life of the battery: > 7 years

> Available channels: 2

> Number of receivers / channel: 4 in direct mode; unlimited in Radio Bus mode

> Range: 250 m in free field of view and without obstacles.

Reduction of the capacity in the presence of metal elements, crossing of walls or bulkheads

> Frequency: 2.4GHz

> Transmission: bidirectional with notification LED on the transmitter

> Operating temperature: - 10 °C to + 50 °C

> Relative humidity: maximum 70%

> Protection: IP54

> Dimensions (W x H x P): 28.5 x 40 x 11.5 mm



5454414

FLUSH-MOUNTED RADIO TRANSMITTER WITH 2 INDEPENDENT CHANNELS WITH EXTERNAL AERIAL

The E2BPPX flush-mounted module has the same features as item no. 5454413 but with an external aerial. It allows the signal to be moved around radio obstacles (stone walls, metal walls, etc.).



REFERENCES

RADIO POWER FLUSH-MOUNTED TRANSMITTERS

5454427

FLUSH-MOUNTED RADIO TRANSMITTER WITH 4 INDEPENDENT CHANNELS

The E4BPP flush-mounted module is a universal radio transmitter with 4 independent channels, capable of driving all types of Yokis radio receivers (relays, dimmers, shutter modules and gate management modules) and can manage, in addition to direct commands, also commands centralization and activation of scenarios. Thanks to the Yokis radio bus it is possible to transmit commands even to modules not directly reachable by the transmitter, by exploiting the repetition of the command by the actuator modules present on the radio bus, and to transmit commands to groups of different types of modules (relays, dimmers, actuators roller shutter, etc.). It can be installed with any domestic series on the market and can be positioned on the bottom of the flush-mounted box or on junction boxes. It is simple to configure: either by the installer, via a button connected directly or from the YokisPro App, or by the user, from the YnO App.

It is possible to duplicate the transmitters by copying the settings of the first on the following ones, without intervening on the receiver modules. It can be managed by button, switch (if the receivers are modules radio latch relay) or from a potential-free contact.

The transmitter is powered by a standard CR2032 battery (average battery life greater than 5 years).

> Power supply: battery; CR2032 lithium type

> Useful life of the battery: > 7 years

> Available channels: 4

> Number of receivers / channel: 4 in direct mode; unlimited in Radio Bus mode

> Range: 250 m in free field of view and without obstacles.

Reduction of the capacity in the presence of metal elements, crossing of walls or bulkheads.

> Frequency: 2.4GHz

> Transmission: bidirectional with notification LED on the transmitter

> Operating temperature: - 10 °C to + 50 °C

> Relative humidity: maximum 70%

> Protection: IP54


> Dimensions (W x H x P): 28.5 x 40 x 11.5 mm



5454428

FLUSH-MOUNTED RADIO TRANSMITTER WITH 4 INDEPENDENT CHANNELS WITH EXTERNAL AERIAL

The E2BPPX flush-mounted module has the same features as item no. 5454413 but with an external aerial. It allows the signal to be moved around radio obstacles (stone walls, metal walls, etc.).



ACCESSORIES

5454079

A2F - WL BOX OF 10 ADHESIVE LABELS FOR PUSHBUTTONS

Adhesive label for description of functions on buttons dedicated to commands.



Radio transmitters

RADIO POWER KEY RING TRANSMITTERS

5454430

DESIGN SERIES REMOTE CONTROL WITH 1 BUTTON, RADIO POWER SYSTEM, TABLE TOP, ANTHRACITE COLOR

The TLC1TP table top remote control is a universal 1-channel radio transmitter capable of piloting all types of Yokis radio receivers (relays, dimmers, shutter modules and gate management modules) and can manage, in addition to direct commands, also commands centralization and activation of scenarios.

Thanks to the Yokis radio bus it is possible to transmit commands even to modules not directly reachable by the transmitter, by exploiting the repetition of the command by the actuator modules present on the radio bus, and to transmit commands to groups of different types of modules (relays, dimmers, actuators roller shutter, etc.).

It is simple to configure: either by the installer, via the device button or from the YokisPro App, or by the user, from the YnO App.

It is possible to duplicate the transmitters by copying the settings of the first on the following ones, without intervening on the receiver modules. The remote control is characterized by a design aesthetic and quality materials: keys with soft surface and body in bumper material. The transmitter is powered by a standard CR2032 battery (average battery life greater than 5 years).

- > Power supply: battery; CR2032 lithium type
- > Useful life of the battery:> 7 years
- > Available channels: 1
- > Number of receivers / channel: 4 in direct mode; unlimited in Radio Bus mode
- > Range: 250 m in free field of view and without obstacles.
Reduction of the capacity in the presence of metal elements, crossing of walls or bulkheads.
- > Frequency: 2.4GHz
- > Transmission: bidirectional with notification LED on the transmitter
- > Operating temperature: - 10 °C to + 50 °C
- > Relative humidity: maximum 80%
- > Dimensions (W x H x D): 84 x 35 x 11.5 mm



5454431

DESIGN SERIES REMOTE CONTROL WITH 2 INDEPENDENT BUTTONS, RADIO POWER SYSTEM, TABLE TOP, ANTHRACITE COLOR

The TLC2TP key fob remote control is a universal 2-channel radio transmitter capable of controlling all types of Yokis radio receivers (relays, dimmers, shutter modules and gate management modules) and can manage, in addition to direct commands, also centralization commands and activation of scenarios.

Thanks to the Yokis radio bus it is possible to transmit commands even to modules not directly reachable by the transmitter, by exploiting the repetition of the command by the actuator modules present on the radio bus, and to transmit commands to groups of different types of modules (relays, dimmers, actuators roller shutter, etc.).

It is simple to configure: either by the installer, using the device keys or from the YokisPro App, or by the user, from the YnO App.

It is possible to duplicate the transmitters by copying the settings of the first on the following ones, without intervening on the receiver modules. The remote control features a design aesthetic and premium materials: soft surface keys, metal ring and body made of bumper material. The transmitter is powered by a standard CR2032 battery (average battery life greater than 5 years).

- > Power supply: battery; CR2032 lithium type
- > Useful life of the battery:> 7 years
- > Available channels: 2
- > Number of receivers / channel: 4 in direct mode; unlimited in Radio Bus mode
- > Range: 250 m in free field of view and without obstacles. Reduction of the capacity in the presence of metal elements, crossing of walls or bulkheads
- > Frequency: 2.4GHz
- > Transmission: bidirectional with notification LED on the transmitter
- > Operating temperature: - 10 °C to + 50 °C
- > Relative humidity: maximum 80%
- > Dimensions (W x H x D): 95 x 35 x 11.5 mm



REFERENCES

RADIO POWER KEY RING TRANSMITTERS

5454432

DESIGN SERIES REMOTE CONTROL WITH 4 INDEPENDENT BUTTONS, RADIO POWER SYSTEM, KEYCHAIN, ANTHRACITE COLOR

The TLC4TP key fob remote control is a 4-channel universal radio transmitter capable of controlling all types of Yokis radio receivers (relays, dimmers, shutter modules and gate management modules) and can manage, in addition to direct commands, also centralization commands and activation of scenarios.

Thanks to the Yokis radio bus it is possible to transmit commands even to modules not directly reachable by the transmitter, by exploiting the repetition of the command by the actuator modules present on the radio bus, and to transmit commands to groups of different types of modules (relays, dimmers, actuators roller shutter, etc.).

It is simple to configure: either by the installer, using the device keys or from the YokisPro App, or by the user, from the YnO App.

It is possible to duplicate the transmitters by copying the settings of the first on the following ones, without intervening on the receiver modules. The remote control features a design aesthetic and premium materials: soft surface keys, metal ring and body made of bumper material.

The transmitter is powered by a standard CR2032 battery (average battery life greater than 5 years).

- > Power supply: battery; CR2032 lithium type
- > Useful life of the battery:> 7 years
- > Available channels: 4
- > Number of receivers / channel: 4 in direct mode; unlimited in Radio Bus mode
- > Range: 250 m in free field of view and without obstacles. Reduction of the capacity in the presence of metal elements, crossing of walls or bulkheads
- > Frequency: 2.4GHz
- > Transmission: bidirectional with notification LED on the transmitter.
- > Operating temperature: - 10 °C to + 50 °C
- > Relative humidity: maximum 80%
- > Dimensions (W x H x D): 95 x 35 x 11.5 mm



5454434

DESIGN SERIES REMOTE CONTROL WITH 8 INDEPENDENT BUTTONS, RADIO POWER SYSTEM, KEYCHAIN, ANTHRACITE COLOR

The TLC8TP key fob remote control is an 8-channel universal radio transmitter capable of piloting all types of Yokis radio receivers (relays, dimmers, shutter modules and gate management modules) and can manage, in addition to direct commands, also centralization commands and activation of scenarios.

Thanks to the Yokis radio bus it is possible to transmit commands even to modules not directly reachable by the transmitter, by exploiting the repetition of the command by the actuator modules present on the radio bus, and to transmit commands to groups of different types of modules (relays, dimmers, actuators roller shutter, etc.).

It is simple to configure: either by the installer, using the device keys or from the YokisPro App, or by the user, from the YnO App.

It is possible to duplicate the transmitters by copying the settings of the first on the following ones, without intervening on the receiver modules. The remote control features a design aesthetic and premium materials: soft surface keys, metal ring and body made of bumper material. The transmitter is powered by a standard CR2032 battery (average battery life greater than 5 years).

- > Power supply: battery; CR2032 lithium type
- > Useful life of the battery:> 7 years
- > Available channels: 4
- > Number of receivers / channel: 4 in direct mode; unlimited in Radio Bus mode
- > Range: 250 m in free field of view and without obstacles.
Reduction of the capacity in the presence of metal elements, crossing of walls or bulkheads
- > Frequency: 2.4GHz
- > Transmission: bidirectional with notification LED on the transmitter
- > Operating temperature: - 10 °C to + 50 °C
- > Relative humidity: maximum 80%
- > Dimensions (W x H x D): 95 x 35 x 11.5 mm



Radio transmitters

RADIO POWER KEY RING TRANSMITTERS

5454433

DESIGN SERIES REMOTE CONTROL WITH 4 INDEPENDENT BUTTONS, RADIO POWER SYSTEM, TABLE TOP, ANTHRACITE COLOR

The GALET4TP table top remote control is a universal 4-channel radio transmitter capable of piloting all types of Yokis radio receivers (relays, dimmers, shutter modules and gate management modules) and can manage, in addition to direct commands, also commands centralization and activation of scenarios. Thanks to the Yokis radio bus it is possible to transmit commands even to modules not directly reachable by the transmitter, by exploiting the repetition of the command by the actuator modules present on the radio bus, and to transmit commands to groups of different types of modules (relays, dimmers, actuators roller shutter, etc.). It is simple to configure: either by the installer, using the device keys or from the YokisPro App, or by the user, from the YnO App. It is possible to duplicate the transmitters by copying the settings of the first on the following ones, without intervening on the receiver modules.

The remote control is characterized by a design aesthetic and quality materials: keys with soft surface and body in bumper material. The transmitter is powered by a standard CR2032 battery (average battery life greater than 5 years).

- > Power supply: battery; CR2032 lithium type
- > Useful life of the battery:> 7 years
- > Available channels: 4
- > Number of receivers / channel: 4 in direct mode; unlimited in Radio Bus mode
- > Range: 250 m in free field of view and without obstacles.
Reduction of the capacity in the presence of metal elements, crossing of walls or bulkheads
- > Frequency: 2.4GHz
- > Transmission: bidirectional with notification LED on the transmitter
- > Operating temperature: - 10 °C to + 50 °C
- > Relative humidity: maximum 80%



ACCESSORIES FOR RADIO POWER REMOTE CONTROLS

5454087

RUBBER PROTECTIVE BUMPER SHELL FOR REMOTE CONTROL, RADIO POWER SYSTEM, FOR TLC1TP, TLC2TP, TLC4TP AND TLC8TP DEVICES

Protective rubber shell for Yokis remote control type radio transmitters, of the DESIGN series (TLC2-4-8TP).



5454080

DESIGN SERIES REMOTE CONTROL SUPPORT, RADIO SYSTEM, FOR TLC1TP, TLC2TP, TLC4TP AND TLC8TP DEVICES

Wall bracket for Yokis remote control type radio transmitters, of the DESIGN series (TLC1-2-4-8TP).



REFERENCES

WALL-MOUNTED RADIO TRANSMITTERS

5454600

WALL-MOUNTED TRANSMITTER WITH 1 INDEPENDENT BUTTON FOR YOKIS SYSTEM WITH NEA EXPÌ DESIGN STYLE FOR 3-MODULE FLUSH-MOUNTING BOXES

The TLM1T503 wall-mounted radio transmitter is a 1-channel universal radio transmitter, capable of piloting all types of Yokis radio receivers (relays, dimmers, shutter modules and gate management modules) and can generate, in addition to direct commands, also centralization and activation of scenarios. Thanks to the Yokis radio bus it is possible to transmit commands even to modules not directly reachable by the transmitter, by exploiting the repetition of the command by the actuator modules present on the radio bus, and to transmit commands to groups of different types of modules (relays, dimmers, actuators roller shutter, etc.).

It is simple to configure: either by the installer, via the device button or from the YokisPro App, or by the user, from the YnO App. It is possible to duplicate the transmitters by copying the settings of the first on the following ones, without intervening on the receiver modules. TLM1T530 is made on Simon Urmet Nea Expi aesthetics in white plastic, compatible with 3-module flush-mounting boxes (support for 503 flush-mounting box included), but can be installed on any flat surface using the supplied double-sided adhesive.

The transmitter is powered by a standard CR2032 battery (average battery life greater than 5 years).

- > Range: in the same room <100 m²; 250 m in an unobstructed and unobstructed field of vision (Reduction of the range in the presence of metal elements, crossing walls or bulkheads)
- > Frequency: 2.4GHz
- > Transmission: Bidirectional with notification LED on the transmitter. (If the led does not flash it is not a battery malfunction, but it means that the radio transmission was unsuccessful)
- > Battery: CR2032 lithium type
- > Average battery life: 5 years (Battery replacement is performed by opening the container with a flat-blade screwdriver) The data is retained
- > Max no. Of receivers per channel: in direct mode 4; in unlimited "radio bus" mode
- > Operating temperature -10 °C + 50 °C
- > IP54 protection
- > Maximum relative humidity 70%
- > Dimensions (H x W x D): 88 x 123 x 8.5



5454601

WALL-MOUNTED TRANSMITTER WITH 2 INDEPENDENT BUTTONS FOR YOKIS SYSTEM WITH NEA EXPÌ DESIGN STYLE FOR 3-MODULE FLUSH-MOUNTING BOXES

The wall-mounted radio transmitter TLM2T503 is a universal 2-channel radio transmitter, capable of piloting all types of Yokis radio receivers (relays, dimmers, shutter modules and gate management modules) and can generate, in addition to direct commands, also centralization and activation of scenarios. Thanks to the Yokis radio bus it is possible to transmit commands even to modules not directly reachable by the transmitter, by exploiting the repetition of the command by the actuator modules present on the radio bus, and to transmit commands to groups of different types of modules (relays, dimmers, actuators roller shutter, etc.). It is simple to configure: either by the installer, via the device button or from the YokisPro App, or by the user, from the YnO App. It is possible to duplicate the transmitters by copying the settings of the first on the following ones, without intervening on the receiver modules. TLM2T530 is made on Simon Urmet Nea Expi aesthetics in white plastic, compatible with 3-module flush-mounting boxes (support for 503 flush-mounting box included), but can be installed on any flat surface using the supplied double-sided adhesive. The transmitter is powered by a standard CR2032 battery (average battery life greater than 5 years).

- > Range: in the same room <100 m²; 250 m in an unobstructed and unobstructed field of vision (Reduction of the range in the presence of metal elements, crossing walls or bulkheads)
- > Frequency: 2.4GHz
- > Transmission: Bidirectional with notification LED on the transmitter. (If the led does not flash it is not a battery malfunction, but it means that the radio transmission was unsuccessful)
- > Battery: CR2032 lithium type
- > Average battery life: 5 years (Battery replacement is performed by opening the container with a flat-blade screwdriver) The data is retained.
- > Max no. Of receivers per channel: in direct mode 4; in unlimited "radio bus" mode
- > Operating temperature -10 °C + 50 °C
- > IP54 protection
- > Maximum relative humidity 70%
- > Dimensions (H x W x D) 88 x 123 x 8.5



Radio transmitters

WALL-MOUNTED RADIO TRANSMITTERS

5454602

WALL-MOUNTED TRANSMITTER WITH 4 INDEPENDENT BUTTONS FOR YOKIS SYSTEM WITH NEA EXPÌ DESIGN STYLE FOR 3-MODULE FLUSH-MOUNTING BOXES

The TLM4T503 wall-mounted radio transmitter is a 4-channel universal radio transmitter, capable of piloting all types of Yokis radio receivers (relays, dimmers, shutter modules and gate management modules) and can generate, in addition to direct commands, also centralization and activation of scenarios. Thanks to the Yokis radio bus it is possible to transmit commands even to modules not directly reachable by the transmitter, by exploiting the repetition of the command by the actuator modules present on the radio bus, and to transmit commands to groups of different types of modules (relays, dimmers, actuators roller shutter, etc.). It is simple to configure: either by the installer, via the device button or from the YokisPro App, or by the user, from the YnO App. It is possible to duplicate the transmitters by copying the settings of the first on the following ones, without intervening on the receiver modules. TLM4T530 is made on Simon Urmet Nea Expi aesthetics in white plastic, compatible with 3-module flush-mounting boxes (support for 503 flush-mounting box included), but can be installed on any flat surface using the supplied double-sided adhesive.

The transmitter is powered by a standard CR2032 battery (average battery life greater than 5 years).

- > Range: in the same room <100 m2; 250 m in an unobstructed and unobstructed field of vision (Reduction of the range in the presence of metal elements, crossing walls or bulkheads)
- > Frequency: 2.4GHz
- > Transmission: Bidirectional with notification LED on the transmitter. (If the led does not flash it is not a battery malfunction, but it means that the radio transmission was unsuccessful)
- > Battery: CR2032 lithium type
- > Average battery life: 5 years (Battery replacement is performed by opening the container with a flat-blade screwdriver) The data is retained
- > Max no. Of receivers per channel: in direct mode 4; in unlimited "radio bus" mode
- > Operating temperature -10 °C + 50 °C
- > IP54 protection
- > Maximum relative humidity 70%
- > Dimensions (H x W x D): 88 x 123 x 8,5



ACCESSORIES FOR RADIO RANGE

5454083

RAL60 - WL EXTERNAL AERIAL 60 CM EXTENSION

60 cm accessory extension cable for external antenna, to be used in case it is necessary to circumvent obstacles to the reception of the radio signal.

- > Cable length: 60 cm



5454084

RAL200 - WL EXTERNAL AERIAL 2 M EXTENSION

Accessory extension cable 200 cm for external antenna, to be used in case it is necessary to circumvent obstacles to the reception of the radio signal.

- > Cable length: 200 cm



5454085

SUP01 - WL AERIAL SUPPORT BRACKET (HORIZONTAL OR VERTICAL MOUNTING)

Accessory wall bracket for horizontal or vertical mounting of an external antenna.



5454079

A2F - WL BOX OF 10 ADHESIVE LABELS FOR PUSHBUTTONS

Adhesive label for description of functions on buttons dedicated to commands.



Radio kits

RADIO KITS

1054/5

CONNECTED SMART LIGHT KIT, RADIO POWER SYSTEM

Smart Luce radio connected kit for controlling lights and actuations: allows you to control 2 ON / OFF actuations and 2 dimming actuations, via YOKIS radio controls and wired buttons, and to connect the system to the Yokis Cloud in order to manage the functions via the Yokis YnO App, both locally and remotely, voice assistants, Alexa and google assistant, and the definition of scenarios, manual or automatic. Ideal as a basic connected kit for controlling the lights in a room or as an extension of an existing unconnected installation. Kit consisting of:

- > n. 2 item no. 5454462 - Timed electronic step by step relay module, 2000W, Radio Power system, flush-mounted, with neutral
- > n. 1 item no. 5454457 - Timed electronic dimmer module, 500W, Radio Power system, flush-mounted, with neutral
- > n. 1 item no. 5454495 - YOKIS HUB IP / radio gateway, Radio Power system, to manage the Yokis system locally and remotely via the YnO App



1054/7

CONNECTED ROLLING SHUTTER KIT, RADIO POWER SYSTEM

The kit allows you to manage up to 7 motorized shutters, via YOKIS radio controls and wired buttons, and to connect the system to the Yokis Cloud in order to manage the functions via the Yokis YnO App, both locally and remotely, voice assistants, Alexa and google assistant, and the definition of scenarios, manual or automatic. The kit can be expanded with other devices of the Yokis radio line to allow the Yokis system to be extended at a later time.

The Kit consists of:

- > n. 7 item no. 5454467 - Electronic shutter module, 500W, Radio Power system, flush-mounted
- > n. 1 item no. 5454495 - YOKIS HUB IP / radio gateway, Radio Power system, to manage the Yokis system locally and remotely via the YnO App



1054/8

CONNECTED 3 LIGHT/AUTOMATION KIT, RADIO POWER SYSTEM

The kit allows you to manage up to 3 light points, sockets, electric locks, and automations in general, and to connect the system to the Yokis Cloud in order to manage the functions via the Yokis YnO App, both locally and remotely, voice assistants, Alexa and google assistants, and the definition of scenarios, manual or automatic. The kit can be expanded with other devices of the Yokis radio line to allow the Yokis system to be extended at a later time.

The Kit consists of:

- > n. 3 item no. 5454462 - Timed electronic step by step relay module, 2000W, Radio Power system, flush-mounted, with neutral
- > n. 1 item no. 5454495 - YOKIS HUB IP / radio gateway, Radio Power system, to manage the Yokis system locally and remotely via the YnO App



Radio kits

RADIO KITS

5454497

PROGRAMMING KIT YPRO, RADIO POWER SYSTEM

Professional programming kit for the configuration and validation of Yokis radio systems. Through the YokisPRO installer App, it is possible to create the following opportunities with greater simplicity and accuracy: acquire and configure the radio actuator modules installed, create and optimize the Radio Bus, both in manual and automatic mode, program radio transmitters, configure groupings, centralizations and scenarios, check the system and the functioning of the individual devices, share projects on Yokis Cloud with your collaborators.

The Kit consists of:

- > no. 1 item no. 5454491 - USB / radio interface YOKEY Radio Power system, for programming devices via tablet via the YokisPRO App
- > no. 1 Android 10" tablet



5454521

RADIO DIVERTER KIT FOR LIGHT CONTROL OR AUTOMATION, RADIO POWER SYSTEM

The RADIO VVP kit allows you to control a light point in diverter mode: the 2-channel transmitters allow you to switch on / off the same light point, connected to the MTR2000ERP step-by-step relay, by two separate buttons.

Thanks to the radio transmission of the modules in the kit, no modifications to the electrical system or building works are required.

Kit contents:

- > no. 1 item no. 5454462 - Timed electronic step by step relay module, 2000W, Radio Power system, flush-mounted, with neutral
- > no. 2 item no. 5454427 - Transmitter with 4 independent channels, Radio Power system, flush-mounted



5454523

RADIO KIT FOR LIGHT CONTROL WITH DIMMING, RADIO POWER SYSTEM

The VARVVP RADIO kit allows you to control a light point, both ON / OFF and dimming, in diverter mode: the 2-channel transmitters allow you to switch on / off the same light point, connected to the MTV500ERP dimmer, by two separate buttons. Thanks to the radio transmission of the modules in the kit, no modifications to the electrical system or building works are required.

Kit contents:

- > no. 1 item no. 5454457 - Electronic timed dimmer module, 500W, Radio Power system, flush-mounted, with neutral
- > no. 2 item no. 5454427 - Transmitter with 4 independent channels, Radio Power system, flush-mounted
- > no. 1 item no. 5454089 - Pack of n. 5 resistive loads, SMARTCHR, YOKIS, wired and radio line, for compact fluorescent lamps (CFL) or LED



5454556

KIT 5 RADIO SHUTTERS, 500W, RADIO POWER SYSTEM

Complete radio kit for the automation of 5 motorized shutters, controlled by radio shutter modules.

Kit contents:

- > no. 5 item no. 5454467 - Electronic shutter module, 500W, Radio Power system, flush-mounted
- > no. 1 item no. 5454072 - Package n. 5 diodes, wire system, for centralization via pilot wire
- > no. 1 item no. 5454073 - Package n. 5 interfaces for double button, wired system



REFERENCES

RADIO KITS

1054/4

START LIGHT KIT, RADIO POWER SYSTEM

Start Light radio kit for controlling lights and actuators: allows you to control 2 ON / OFF actuators and 1 dimming actuator. Ideal as a basic kit for controlling the lights in a room or as an extension of an existing installation. Thanks to the transmitter with 4 independent channels, it is possible to manage the three modules directly and their centralization.

Kit consisting of:

- > no. 2 item no. 5454462 - Timed electronic step by step relay module, 2000W, Radio Power system, flush-mounted, with neutral
- > no. 1 item no. 5454457 - Timed electronic dimmer module, 500W, Radio Power system, flush-mounted, with neutral
- > no. 1 item no. 5454427 - Transmitter with 4 independent channels, Radio Power system, flush-mounted



1054/6

RADIO POWER BASE INSTALLATION KIT, RADIO POWER SYSTEM

Basic radio kit System for controlling lights and actuators: allows you to control 2 ON / OFF actuators, 2 dimming actuators and 4 roller shutter actuators. Ideal as a starter kit for a home automation system or as an extension of an existing installation. Thanks to the remote control with 8 independent channels, it is possible to manage all the modules directly or their combinations in centralized mode.

The Kit consists of:

- > no. 7 item no. 5454467 - Electronic shutter module, 500W, Radio Power system, flush-mounted
- > no. 2 item no. 5454462 - Timed electronic step by step relay module, 2000W, Radio Power system, flush-mounted, with neutral
- > no. 1 item no. 5454457 - Timed electronic dimmer module, 500W, Radio Power system, flush-mounted, with neutral
- > no. 1 item no. 5454434 - Remote control with 8 independent buttons, Design series, Radio Power system, with key ring, anthracite color



1054/9

LOAD MANAGEMENT KIT WITH 2 RELAYS MTR2000ERP, RADIO POWER SYSTEM

Load Control radio kit for measuring home consumption and deactivating two loads if the maximum permitted consumption threshold is exceeded. By adding additional MTR2000ERP relay modules, it is possible to increase the number of loads managed by the system. Ideal solution for adding a load control system without the need to intervene on the electrical system or masonry work. It is possible to make the load control system connected, via Yokis Hub (code 5454495), in order to be able to YnO App, you can enjoy the following additional functions: force the activation / deactivation of individual loads, disable the load shedding function, associate scenarios both as a triggering event and as an action, monitor consumption in real time, change priorities and the intervention thresholds, access the statistics of the consumption history, and the measures connected to them.

The Kit consists of:

- > no. 1 item no. 5454801 - Module for load control, Radio Power system, from DIN bar, to control electrical loads on 8 priorities
- > no. 2 item no. 5454462 - Electronic timed step-by-step relay module, 2000W, Radio Power system, flush-mounted, with neutral



1054/10

CONNECTED KIT, 5 ROLLERS, RADIO POWER SYSTEM, ON SIMON-URMET NEA SERIES DOUBLE BUTTON, 500 W

The kit allows managing up to 5 motorised rollers, via YOKIS radio controls and wired buttons, and connecting the system to the Yokis Cloud in order to manage functions via the Yokis YnO App, both locally and remotely, voice assistants, Alexa and Google Assistant, and the definition of scenarios, either manual or automatic. The kit is expandable with other devices from the Yokis radio line to allow the Yokis system to be subsequently extended.

The Kit includes:

- > no. 5 item no. 5454812 - Electronic roller module, Radio Power system, on Simon-Urmet NEA series double button, 500 W
- > no. 1 item no. 5454495 - YOKIS HUB IP/radio gateway, Radio Power system, to manage the Yokis system locally and remotely via YnO App



Radio modules number table

DESCRIPTION	MODEL	ARTICLE CODE	RADIO: TRANSMITTERS	RADIO: RECEIVERS
RADIO MODULES				
Yokey	YOKEY	545491	●	
Yokis Hub	YOKISHUB	5454495	●	●
Flush-mounted radio transmitter with 2 independent channels	E2BPP	5454413	●	
Flush-mounted radio transmitter with 2 independent channels with external aerial	E2BPPX	5454414	●	
Flush-mounted radio transmitter with 4 independent channels	E4BPP	5454427	●	
Flush-mounted radio transmitter with 4 independent channels with external aerial	E4BPPX	5454428	●	
1-pushbutton power remote control, design line	TLC1TP	5454430	●	
2-pushbutton power remote control, design line	TLC2TP	5454431	●	
4-pushbutton power remote control, design line	TLC4TP	5454432	●	
4-pushbutton power remote control, design line	TLC8TP	5454434	●	
4-pushbutton remote control flat, design line	GALET4TP	5454433	●	
Wall-mounted 1 pushbutton remote control	TLM1T503	5454600	●	
Wall-mounted 2 pushbuttons remote control	TLM2T503	5454601	●	
Wall-mounted 4 pushbuttons remote control	TLM4T503	5454602	●	
2000W relay with optional timed operation	MTR2000ERP	5454462		●
2000W relay with optional timed operation with external aerial	MTR2000ERPX	5454463		●
2000W relay with optional timed operation	MTR2000MRP	5454464		●
2000W relay with optional timed operation with external aerial	MTR2000MRPX	5454465		●
500W window shutter module	MVR500ERP	5454467		●
500W window shutter module with external aerial	MVR500ERPX	5454468		●
500W window shutter module	MVR500MRP	5454469		●
500W window shutter module with external aerial	MVR500MRPX	5454470		●
500W dimmer with optional timed operation with neutral	MTV500ERP	5454457		●
Gate automation module	MAU500ERP	5454475		●
Gate automation module with external antenna	MAU500ERPX	5454476		●
Yokis chronothermostat	THERMARP	5454489	●	
Wired temperature probe	THERMPROBE	5454488		
Din rail micromodule load monitoring module	MD3300MRP	5454801	●	●

Module function table

	500W LIGHTING						2000W LIGHTING				WINDOW SHUTTERS		AUTOMATION
FUNCTIONS	MTR 500	MTM 500	MTC 500E	MTV 500	MTV 500 RADIO	MTK 500E	MTR 2000	MTM 2000	MTR 2000 RADIO	MEP 2000	MVR 500E	MVR 500 RADIO	MAU500 RADIO
Soft start / Soft stop	●	●	●	●	●	●							
Pilot wire centralisation	●	●	●	●		●	●	●	●		●	●	
Radio bus centralisation					●	●			●			●	●
Consumption reduced based on light intensity				●	●	●							
TIMING FUNCTIONS	MTR 500	MTM 500	MTC 500E	MTV 500	MTV 500 RADIO	MTK 500E	MTR 2000	MTM 2000	MTR 2000 RADIO	MEP 2000	MVR 500E	MVR 500 RADIO	MAU500 RADIO
Timer from 2 seconds to 4 hours	●	●		●	●	●	●	●	●				●
Possible unlimited duration	●	●		●	●	●	●	●	●				●
12-hour long duration				●		●	●	●	●				
1-hour long duration	●	●											
Switch-off notification						●	●	●	●				
Warning with gradual switch-off	●	●		●	●	●							
DIMMER FUNCTIONS	MTR 500	MTM 500	MTC 500E	MTV 500	MTV 500 RADIO	MTK 500E	MTR 2000	MTM 2000	MTR 2000 RADIO	MEP 2000	MVR 500E	MVR 500 RADIO	MAU500 RADIO
Variation				●	●	●							
Last switch-on memory				●	●	●							
Preset memory				●	●	●							
Minimum brightness configuration				●	●	●							
OTHER FUNCTIONS	MTR 500	MTM 500	MTC 500E	MTV 500	MTV 500 RADIO	MTK 500E	MTR 2000	MTM 2000	MTR 2000 RADIO	MEP 2000	MVR 500E	MVR 500 RADIO	MAU500 RADIO
Anti-jam function		●					●						
Configuration block	●	●	●	●	●	●	●	●	●	●	●	●	●
Daily scheduler							●				●	●	
Presence simulation						●							
Children's room night light				●	●	●							
Blinking mode			●						●				

MTV500ERP * (1)	I max: 2A P min: 2W P max: 500W	I max: 2A P min: 5W P max: 500W	I max: 1A P min: 11VA P max: 250VA	I max: 2A P min: 11VA P max: 500VA	I max: 2A P min: 11VA P max: 250VA	I max: 2A P min: 11VA P max: 500VA	-
MTR2000ER(P)(X)	I max: 10A P max: 2000W	I max: 6A P max: 1380W	I max: 3A P max: 690VA	I max: 3A P max: 690VA	I max: 3A P max: 690VA	I max: 3A P max: 690VA	-
MTR2000MRP(X)		I max: 10A P max: 2000W	I max: 5A P max: 1150VA	I max: 5A P max: 1150VA	I max: 5A P max: 1150VA	I max: 5A P max: 1150VA	
MVR500ER(P)(X) MVR500MRP(X)	-	-	-	-	-	-	I max: 2A P max: 500VA

Resistive loads
 Incandescent light bulbs
 Fluorescent and energy saving light bulbs
 Electronic transformers
 Light emitting diode (LED)
 Ferromagnetic transformers
 Motor

* If the module is installed in a waterproof case, so: I_{max}=1A and P_{max}=250W for resistive loads; I_{max}=1A and P_{max}=250VA for other loads.
 (1) Maximum power 250VA on all capacitive loads except on TBT 12V electronic transformer (500VA).

Wired relays

The advantages

Timing operation option:

- automatic switching off from 2 seconds to 4 hours
- double timer for second timer setting, by pressing and holding the button
- allow switch-off before scheduled time
- switch-off notification configurable by the installer.

Centralisation: on several modules, also of different types, to control total, partial and progressive switch-on/off.

Compatible with pushbuttons of all wiring systems and with existing wirings in which the pushbutton common is connected to neutral or phase (possible use in 3-wire or 4-wire mode).

Modular: Yokis allows extending the initial installation to later times.

Silent: they can be installed on the bottom of a flushmounted box (depth 40 or 50 mm).

WIRED RELAYS

5454050

FLUSH-MOUNTED ELECTRONIC TOGGLE RELAY

The MTR500E flush-mounted module is a timed wire step-by-step electronic relay, which allows the management of lights or automations up to a maximum of 500W.

It includes double timings: the main one from 2 seconds to 4 hours and the prolonged one (1 hour), with switch-off warning. It is possible to centralize the management of several MTR500Es via the pilot wire, using the CVI50 accessory (code 5454805).

Thanks to the "soft start / soft stop" function, it limits the inrush current during the lighting phase of the light circuit, thus increasing the life of the lamp and the buttons.

The module provides 2 types of integrated electronic protections: in case of short circuit on the load (with automatic reset after elimination of the fault) and against overheating. It is immune to mains disturbances up to 1.5 kV and 100% waterproof, therefore it can also be installed outdoors.

It also allows control via a low voltage button (12 or 48 V), both in direct and alternating, with the addition of the ADBT accessory.

- > Mains voltage: 230V ~ (+ 10% - 15%) - 50Hz
- > Power: min. 5VA max. 500VA (300VA in watertight boxes)
- > Maximum current: 1.3A / 2.2A; watertight boxes: 1,3A / 300VA other boxes: 2,2A / 500VA
- > Ambient temperature: -20 °C + 40 °C
- > Relative humidity: 0 to 99%
- > Dimensions (W x H x D): 37 x 35 x 12 mm



5454060

ELECTRONIC TOGGLE RELAY, DIN RAIL MOUNT

The MTR500M DIN rail module is a timed wire step-by-step electronic relay, which allows the management of lights or automations up to a maximum of 500W.

It includes double timings: a main one from 2 seconds to 4 hours and a prolonged one (1 hour), with switch-off warning. It is possible to centralize the management of several MTR500Ms via the pilot wire, using the CVI50 accessory (code 5454805).

Thanks to the "soft start / soft stop" function, it limits the inrush current during the lighting phase of the light circuit, thus increasing the life of the lamp and the buttons.

The module provides 2 types of integrated electronic protections: in case of short circuit on the load (with automatic reset after elimination of the fault) and against overheating. It is also immune to network disturbances up to 1.5 kV.

It also allows control via a low voltage button (12 or 48 V), both in direct and alternating, with the addition of the ADBT accessory.

- > Mains voltage: 230V ~ (+ 10% - 15%) - 50Hz
- > Power: min. 5VA max. 500VA (300VA in watertight boxes)
- > Maximum current: 1.3A / 2.2A watertight boxes: 1.3A / 300VA other boxes: 2.2A / 500VA
- > Ambient temperature: -20 °C + 40 °C
- > Relative humidity: 0 to 90%
- > Dimensions (W x H x D): 17.5 x 87 x 62 mm



Wired relays

WIRED RELAYS

5454350

FLUSH-MOUNTED 2000W TOGGLE RELAY

The MTR2000E flush-mounted module is a timed wire step-by-step electronic relay, which allows the management of lights or automations up to a maximum of 2000W. Thanks to its potential-free contact, it can control any device up to 2000W (eg light, aspirator, irrigation...) that requires a clean contact. It includes double timings: the main one from 2 seconds to 4 hours and the prolonged one (1 hour), with switch-off warning. It integrates the daily scheduling function of two actuations (ignition and shutdown) automatic at scheduled times. It is possible to centralize multiple MTR2000E modules via the pilot wire and the R12M accessory (code 5454073), to allow total switching on or off. Thanks to the "soft start / soft stop" function, it limits the inrush current during the lighting phase of the light circuit, thus increasing the life of the lamp and the buttons. The module provides 2 types of integrated electronic protections: in case of short circuit on the load (with automatic reset after elimination of the fault) and against overheating. It also allows control via a low voltage button (12 or 48 V), both in direct and alternating, with the addition of the ADBT accessory.

- > Network noise immunity up to 1.5 kV
- > Increases the useful life of bulbs and buttons
- > Mains voltage: 230V ~ (+ 10% - 15%) - 50Hz
- > Power: on resistive load 10 A, 2000W
- > Consumption <1W
- > Ambient temperature: -20 °C + 40 °C
- > Sound level: <60 dB at 20 cm
- > Dimensions (W x H x D): 32 x 48 x 20 mm



5454360

2000W TOGGLE RELAY, DIN RAIL MOUNT

The MTR2000M DIN rail module is a timed wire step-by-step electronic relay, which allows the management of lights or automations up to a maximum of 2000W. Thanks to its potential-free contact, it can control any device up to 2000W (eg light, aspirator, irrigation...) that requires a clean contact. It includes double timings: the main one from 2 seconds to 4 hours and the prolonged one (1 hour), with switch-off warning. It integrates the daily scheduling function of two actuations (ignition and shutdown) automatic at scheduled times. It is possible to centralize multiple MTR2000E modules via the pilot wire and the R12M accessory (code 5454073), to allow total switching on or off. Thanks to the "soft start / soft stop" function, it limits the inrush current during the lighting phase of the light circuit, thus increasing the life of the lamp and the buttons. The module provides 2 types of integrated electronic protections: in case of short circuit on the load (with automatic reset after elimination of the fault) and against overheating. It also allows control via a low voltage button (12 or 48 V), both in direct and alternating, with the addition of the ADBT accessory.

- > Network noise immunity up to 1.5 kV
- > Increases the useful life of bulbs and buttons
- > Mains voltage: 230V ~ (+ 10% - 15%) - 50Hz
- > Power: on resistive load 10 A, 2000W
- > Maximum current: 1.3A / 2.2A watertight boxes: 1.3A / 300VA other boxes: 2.2A / 500VA
- > Ambient temperature: -20 °C + 40 °C
- > Sound level: <60 dB at 20 cm
- > Dimensions (W x H x D): 17.5 x 87 x 62 mm



REFERENCES

WIRED DEDICATED FUNCTIONS

5454356

DUSK TO DAWN TIMER POWER SAVING, FLUSH-MOUNTED MODULE

The MEP2000E flush-mounted module is a wired timed electronic relay, which allows the daily scheduling of actuations up to 600VA with customizable behavior, for a duration that can be configured from 4 hours to 9 hours and guaranteeing ignition for at least 1 hour at the beginning and at the end of the period. Ideal in condominium common areas, residential districts, public areas where the lights are automatically turned on in the evening and turned off in the morning, where it allows you to save money without having to turn off the entire lighting line, or even in the residential area to disable electronic equipment such as routers, NAS, TV and Hifi, which usually remain unused during the night.

- > Mains voltage: 230V ~ (+/- 15%) - 50Hz
- > Consumption: <1W
- > Load power: 600 VA max., 230 VAC
- > Ambient temperature: -30 °C + 70 °C
- > Relative humidity: 0 to 99%
- > Dimensions (W x H x D): 32 x 48 x 20 mm



5454056

FLUSH-MOUNTED FLASHER

The MTC500E flush-mounted module is a wired electronic device with flashing function for controlling lights, for loads up to 500W. The time interval between two flashes can be customized with values between 0.2 seconds and 25 seconds. The flashing module is ideal for the management of Christmas decorations, pedestrian areas, monuments and at-risk locations, and can be controlled by a time programmer or by a simple switch, thanks to its potential-free contact. It is possible to centralize the management of several MTC500Es via the pilot wire, using the CVI50 accessory (code 5454805).

Thanks to the "soft start / soft stop" function, it limits the inrush current during the switching on of the light load, thus increasing the life of the lamp and buttons.

The module features the following integrated electronic protections: in case of short circuit on the load (with automatic reset after elimination of the fault) and double thermal protection with power interruption. It is also immune to mains disturbances up to 1.5 kV and 100% waterproof and can therefore also be installed outdoors. It also allows control via a low voltage button (12 or 48 V), both in direct and alternating, with the addition of the ADBT accessory.

- > Mains voltage: 230V ~ (+ 10% - 15%) - 50Hz
- > Power: min. 5VA max. 500VA (300VA in watertight boxes)
- > Current intensity: max 500 VA 2 A
- > Ambient temperature: -20 °C + 40 °C
- > Relative humidity: 0 to 90%
- > Dimensions (W x H x D): 37 x 35 x 12 mm



Wired staircase lights timer relays

The advantages

Timing operation option:

- automatic switching off from 2 seconds to 4 hours
- blinking switch-off notification (2000 range) or progressive switch-off (500 range) when the timer is about to go off
- a double timer allows keeping the lights on, by pressing for 3 seconds
- the anti-jam option ensures that the light will be switched off even if a pushbutton gets jammed (by adding the R1500 accessory).

Compatible with pushbuttons of all wiring systems and with existing wirings in which the pushbutton common is connected to neutral or phase (possible use in 3-wire or 4-wire mode).

Digital coil with protection system in case pushbutton is pressed for a prolonged amount of time.

Possibility to manage the warning light of the buttons.

Silent: they can be installed on the bottom of a flushmounted box (depth 40 or 50 mm).

WIRED STAIRCASE LIGHTS TIMER RELAYS

5454051

FLUSH-MOUNTED STAIRCASE LIGHTS TIMER

The MTM500E flush-mounted module is a wired electronic staircase lights timer, which allows the management of lights to be timed up to a maximum of 500W. It includes double timings: the main one from 2 seconds to 4 hours and the prolonged one (1 hour), with switch-off warning.

It is possible to centralize the management of several MTR500Es via the pilot wire, using the CVI50 accessory (code 5454805).

Thanks to the “soft start / soft stop” function, it limits the inrush current during the lighting phase of the light circuit, thus increasing the life of the lamp and the buttons. The module provides 2 types of integrated electronic protections: in case of short circuit on the load (with automatic reset after elimination of the fault) and against overheating. It is immune to mains disturbances up to 1.5 kV and 100% waterproof, therefore it can also be installed outdoors. It also allows control via a low voltage button (12 or 48 V), both in direct and alternating, with the addition of the ADBT accessory.

- > Mains voltage: 230V ~ (+ 10% - 15%) - 50Hz
- > Power: min. 5VA max. 500VA (300VA in watertight boxes)
- > Maximum current: 1.3A / 2.2A; watertight boxes: 1,3A / 300VA other boxes: 2,2A / 500VA
- > Ambient temperature: -20 °C + 40 °C
- > Relative humidity: 0 to 99%
- > Dimensions (W x H x D): 37 x 35 x 12 mm



5454061

STAIRCASE LIGHT TIMER, DIN RAIL MOUNT

The MTM500M DIN rail module is a wired electronic staircase lights timer, which allows the management of lights to be timed up to a maximum of 500W. It includes double timings: a main one from 2 seconds to 4 hours and a prolonged one (1 hour), with switch-off warning. It is possible to centralize the management of several MTM500Ms via the pilot wire, using the CVI50 accessory (code 5454805).

Thanks to the “soft start / soft stop” function, it limits the inrush current during the lighting phase of the light circuit, thus increasing the life of the lamp and the buttons.

The module provides 2 types of integrated electronic protections: in case of short circuit on the load (with automatic reset after elimination of the fault) and against overheating. It is also immune to network disturbances up to 1.5 kV. It also allows control via a low voltage button (12 or 48 V), both in direct and alternating, with the addition of the ADBT accessory.

- > Mains voltage: 230V ~ (+ 10% - 15%) - 50Hz
- > Power: min. 5VA max. 500VA (300VA in watertight boxes)
- > Current intensity: max 500 VA 2 A
- > Ambient temperature: -20 °C + 40 °C
- > Relative humidity: 0 to 90%
- > Dimensions (W x H x D): 17.5 x 87 x 62 mm



REFERENCES

WIRED STAIRCASE LIGHTS TIMER RELAYS

5454351

FLUSH-MOUNTED 2000W STAIRCASE LIGHTS TIMER

The MTM2000E flush-mounted module is a wired electronic staircase lights timer, which allows the management of lights to be timed up to a maximum of 2000W. It includes double timings: the main one from 2 seconds to 4 hours and the prolonged one (1 hour), with switch-off warning. It is possible to centralize the management of several MTR500Es via the pilot wire, using the CVI50 accessory (code 5454805). The anti-blocking option guarantees that the light turns off even if a button gets stuck (requires R1500 accessory) The module provides 2 types of integrated electronic protections: in case of short circuit on the load (with automatic reset after elimination of the fault) and against overheating.

Possibility of direct connection to buttons with indicator light, thanks to the coil with integrated indicator limited to 30 mA (possibility of connecting up to 20 buttons with indicator light). It also allows control via a low voltage button (12 or 48 V), both in direct and alternating, with the addition of the ADBT accessory.

- > Network noise immunity up to 1.5 kV.
- > Mains voltage: 230V ~ (+ 10% - 15%) - 50Hz
- > Power: on resistive load: 10A 2000W
- > Consumption: <1W
- > Ambient temperature: -20 °C + 40 °C
- > Sound level: <60 dB at 20cm
- > Dimensions (L x H x P): 32 x 48 x 20 mm

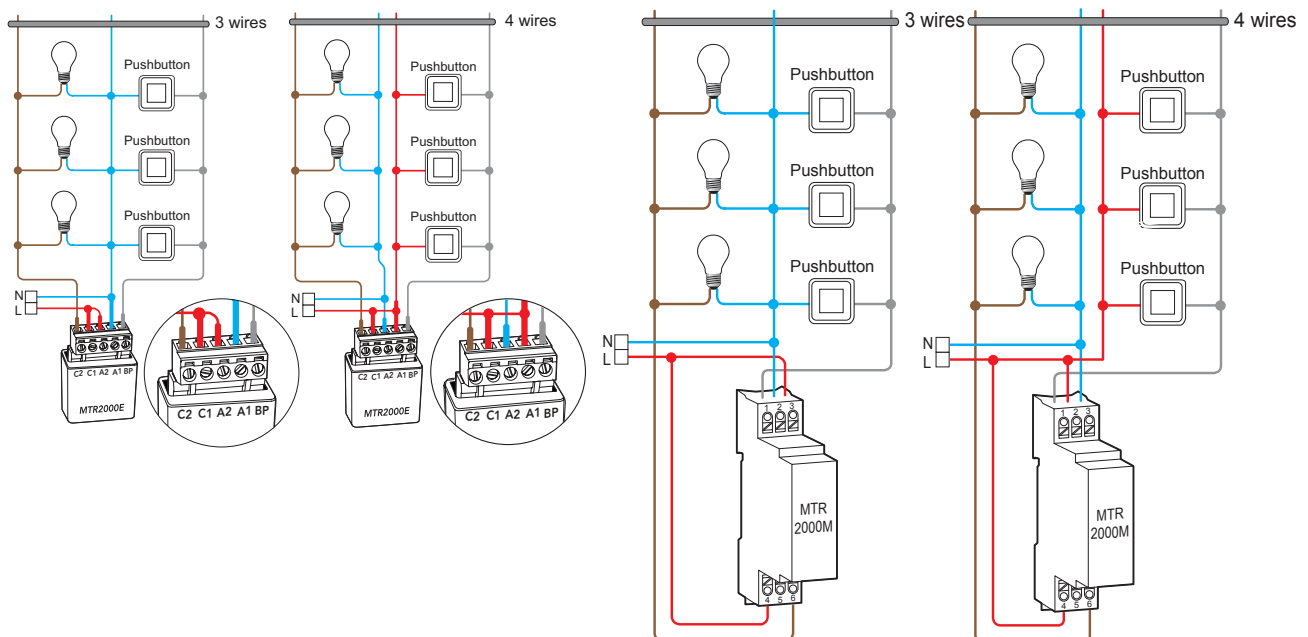


5454361

2000W STAIRCASE LIGHT TIMER, DIN RAIL MOUNT

Same features and functions of item no. 5454351.

- > Dimensions (W x H x D): 17.5 x 87 x 62 mm



Wired dimmers

The advantages

Allow precise control of dimming, with possible light variation starting from 10 W, saving the last switch-on and preferred value.

Consumption is reduced according to brightness variation.

Compatible with dimmable capacitive, resistive and inductive loads up to 500W.

Timing operation version: automatic switching off from 2 seconds to 4 hours, with switch-off warning and possibility to extend the duration.

Pilot wire **centralisation available**.

Modular: Yokis allows extending the initial installation to later times.

WIRED DIMMERS

5454052

FLUSH-MOUNTED DIMMER

The MTV500E wired flush-mounted module is a timed wired electronic dimmer, which allows the management of the brightness variation from 3% to 100% on loads up to 500W.

The device exploits the principle of variation by interruption at the beginning or at the end of the phase through the automatic recognition of the type of load: it is compatible with different loads, including incandescent lamps, 230V LEDs and dimmable halogens.

It supports a double level of memory: storage of the last brightness level, which can be recalled at the first press, and 100% lighting, which can be recalled with 2 short presses on the button.

The module can be timed, from 2 seconds to 4 hours, with shutdown notice. It also features the courtesy night light function for children which allows for a light intensity of 20% which will decrease in an hour until leaving only a courtesy light (for 12 hours). It also allows you to activate the luminous signals of corridors or other rooms for night travel. It is possible to centralize the control of several MTV500E dimmer modules via pilot wire, using the CVI50 accessory (code 5454805).

Thanks to the "soft start / soft stop" function, it limits the inrush current during the lighting phase of the light circuit, thus increasing the life of the lamp and the buttons.

The module provides 2 types of integrated electronic protections: in case of short circuit on the load (with automatic reset after elimination of the fault) and against overheating. It is also immune to mains disturbances up to 1.5 kV and 100% waterproof and can therefore also be installed outdoors.

- > Mains voltage: 230V ~ (+10% - 15%) - 50Hz
- > Power: min. 5VA max. 500VA (300VA in watertight boxes)
- > Maximum current: 1.3A / 2.2A; watertight boxes: 1.3A / 300VA other boxes: 2.2A / 500VA
- > Ambient temperature: -20 °C + 40 °C
- > Relative humidity: 0 to 99%
- > Dimensions (W x H x D): 37 x 35 x 12 mm



5454062

DIMMER, DIN RAIL MOUNT

The MTV500M wired DIN rail module is a timed wire electronic dimmer, which allows the management of the brightness variation from 3% to 100% on loads up to 500W.

The device exploits the principle of variation by interruption at the beginning or at the end of the phase through the automatic recognition of the type of load: it is compatible with different loads, including incandescent lamps, 230V LEDs and dimmable halogens.

It supports a double level of memory: storage of the last brightness level, which can be recalled at the first press, and 100% lighting, which can be recalled with 2 short presses on the button.

The module can be timed, from 2 seconds to 4 hours, with shutdown notice. It also features the courtesy night light function for children which allows for a light intensity of 20% which will decrease in an hour until leaving only a courtesy light (for 12 hours). It also allows you to activate the luminous signals of corridors or other rooms for night travel. It is possible to centralize the control of several MTV500E dimmer modules via pilot wire, using the CVI50 accessory (code 5454805).

Thanks to the "soft start / soft stop" function, it limits the inrush current during the lighting phase of the light circuit, thus increasing the life of the lamp and the buttons.

The module provides 2 types of integrated electronic protections: in case of short circuit on the load (with automatic reset after elimination of the fault) and against overheating. It is also immune to mains disturbances up to 1.5 kV and 100% waterproof and can therefore also be installed outdoors.

- > Mains voltage: 230V ~ (+10% - 15%) - 50Hz
- > Power: min. 5VA max. 500VA (300VA in watertight boxes)
- > Maximum current: 1.3A / 2.2A watertight boxes: 1.3A / 300VA other boxes: 2.2A / 500VA
- > Ambient temperature: -20 °C + 40 °C
- > Relative humidity: 0 to 90%
- > Dimensions (W x H x D): 17.5 x 87 x 62 mm



Wired window shutter module

The advantages

Control all window shutters with a simple pilot wire and a double up/down pushbutton. The number of shutters that can be centralised is unlimited, which makes it ideal for large installations in office buildings.

Advanced functions, thanks to the internal microprocessor:

- lower and upper electronic limit switch, integrated torque control
- obstacle detection during downstroke
- pre-programmed intermediate position
- integrated daily scheduling

Compatible with all shutter types and brands with 3-wire motor and with pushbuttons of all wiring systems.

Silent, even when behind the pushbuttons of the wiring system.

Flexible and modular: installation of the various modules can be extended subsequently, in case of new needs.

Digital coil with protection system in case pushbutton is pressed for a prolonged amount of time.

WINDOW SHUTTER MODULE

5454090

FLUSH-MOUNTING SHUTTER MODULE

The MVR500E flush-mounted module is a wired actuator for the management of motorized roller shutters, blinds, shutters and awnings, with a 3 or 4-wire motor up to 500W (powered at 230V). Can be operated with both single and double non-interlocked buttons, using the R12M accessory. The device provides the daily scheduling function, which allows the automatic daily opening and closing of the rolling shutter through two separate timers. The MVR500E modules can be centralized, via a single pilot wire, by sending the up or down command to all roller shutter motors (requires R12M accessory), even in the presence of dedicated local commands for each device (DV600 accessory required) and in case long distances of the pilot wire (requires CVI34 accessory). The integrated torque control avoids damaging the shutter or the motor in the event of an obstacle, and allows you to activate the reverse movement of the shutter in the event of motor overload. The simplicity of installation and customization of the behavior make it extremely economical in terms of installation time: the removable terminal block simplifies the connections during installation and the pilot wire can be added at the time of power supply wiring. Possibility to define an intermediate position (which can be recalled with 2 presses on the button) and to configure electronic limit switches. It also allows control via a low voltage button (12 or 48 V), both in direct and alternating, with the addition of the ADBT accessory.

- > Mains voltage: 230V ~ (+ 10% - 15%) - 50Hz
- > Power: 3-wire motor, 230V ~, 2A max. 500VA
- > Ambient temperature: -20 °C + 50 °C
- > Sound level: <60dB at 20cm
- > Relative humidity: 0 to 99%
- > Dimensions (W x H x D): 28 x 42 x 18 mm



WIRED WINDOW SHUTTER KIT


5454554

KIT 5 WIRED SHUTTERS, 500W

Complete wired kit for the automation of 5 motorized shutters, controlled by wired shutter modules.

Kit contents:

- > n. 5 item no. 5454467 - Electronic shutter module, 500W, Radio Power system, flush-mounted
- > n. 1 item no. 5454434 - Design series remote control with 8 independent buttons, Radio Power system, with key ring, anthracite color
- > n. 2 item no. 5454073 - Package n. 5 interfaces for double button, wired system
- > Mains voltage: 230 V ~ (+ 10% -15%) - 50 Hz
- > Power: 3-wire motor 230 V ~, 2 A max. 500 VA
- > Ambient temperature: -20 °C +50 °C
- > Sound level: <60 dB at 20 cm
- > Relative humidity: from 0 to 99%
- > Dimensions (W x H x D): 48 x 28 x 18 mm



Wired accessories

WIRED ACCESSORIES

5454071

BV40 - BOX OF 5 ELECTRONIC COILS FOR PUSHBUTTONS W/ WARNING LIGHT

Electronic coil for modules dedicated to controlling lights up to 500W, for connection to button with indicator light.

> Use 1 BV40 accessory every 20 buttons (max 40 mA).



5454072

D600V - BOX OF 5 DIODES FOR CENTRAL CONTROL

Diode required for centralization of light commands and actuation via pilot wire. It allows to isolate the local control commands from the rest of the system.

> 1A power rectifier diode

> Voltage: 1000V

> Rated current: 1A

> Operating temperature: -50 °C - 150 °C



5454073

R12M - BOX OF 5 INTERFACES FOR DOUBLE PUSHBUTTON CENTRAL CONTROL

Centralization interface for the use of double buttons dedicated to light commands or actuation, by means of double buttons (not interlocked) to perform the on / off and opening / closing functions.



5454074

R1500-BOX OF 5 PUSHBUTTON ANTI-JAMMING ACCESSORIES FOR MTM2000

Anti-blocking device for timed light modules which allows the load to be switched off when the time delay expires, even if the control button of the module remains blocked.



5454075

FDVDT - 230V OVERVOLTAGE FILTER

230V ~ overvoltage filter for managing inductive loads (eg roller shutters or ferromagnetic ballasts or electromagnetic transformers) in order to prevent overvoltages from damaging the module.



5454076


ADBT - LOW-VOLTAGE INTERFACES 12-48V AC OR DC

Interface that allows you to use low voltage buttons (12-48V dc-ac) for the management of light commands and actuation.

> Drive voltage: 12 - 24V AC or DC

> Load voltage: 230V alternating

> Maximum power: 500W



REFERENCES

WIRED ACCESSORIES

5454079

A2F - WL BOX OF 10 ADHESIVE LABELS FOR PUSHBUTTONS

Adhesive label for description of functions on buttons dedicated to commands.



5454081

REL1C - RELAY WITH 230V COIL, 230V/0.1A NO CONTACT

The REL1C accessory is a relay with 230V / 0.1A coil with NO contact.

- > Galvanic isolation: 2500V RMS
- > Load voltage: 230V alternating
- > Maximum power: 500W



5454805

CVI50 - CONVERTER FOR GAMMA 500 MODULE CENTRAL CONTROL

Pulse converter that allows centralization via pilot wire of modules of the 500W range (step-by-step relay, timer, and dimmer). This device is especially useful in the case of long distances of the pilot wire or disturbances on the network.

- > Mains voltage: 230V ~ + 10% -15% - 50Hz
- > Output contact: 1A - 250VAC; max. 250VA
- > Module consumption: <1W
- > Sound level: <60dB at 20cm
- > Operating temperature: from -20 °C to + 60 °C
- > Relative humidity: 0 to 99%
- > Dimensions: 48 x 32 x 20 mm



5454806

CVI34 - CONVERTER FOR PERMANENT CONTACT WINDOW SHUTTER MODULES

This module allows you to control one or more rolling shutters (or curtains) by means of the contact of a time programmer, twilight sensor or anemometer. The module generates 3 pulses on contact closure and 4 pulses on opening. The pulses will control the MVR500E and MVR500ERP shutter modules respectively when opening and closing. If the contact of the timer is normally closed (NC), instead of normally open (NA), the pulses generated must be inverted.

- > Mains voltage: 230V ~ + 10% -15% - 50Hz
- > Output contact: 1A - 250VAC; max. 250VA
- > Module consumption: <1W
- > Sound level: <60dB at 20cm
- > Operating temperature: from -20 °C to + 60 °C
- > Relative humidity: 0 to 99%
- > Dimensions: 48 x 32 x 20 mm



5454807

CVR12 - CONVERTER FOR PERMANENT CONTACT 2000 RANGE MODULES

Permanent contact converter that allows you to control one or more relays by means of the contact of a time programmer, twilight sensor, presence detector or anemometer. It detects the closing or opening of the contact on the BP input and converts it into on or off commands through the R12M accessory.

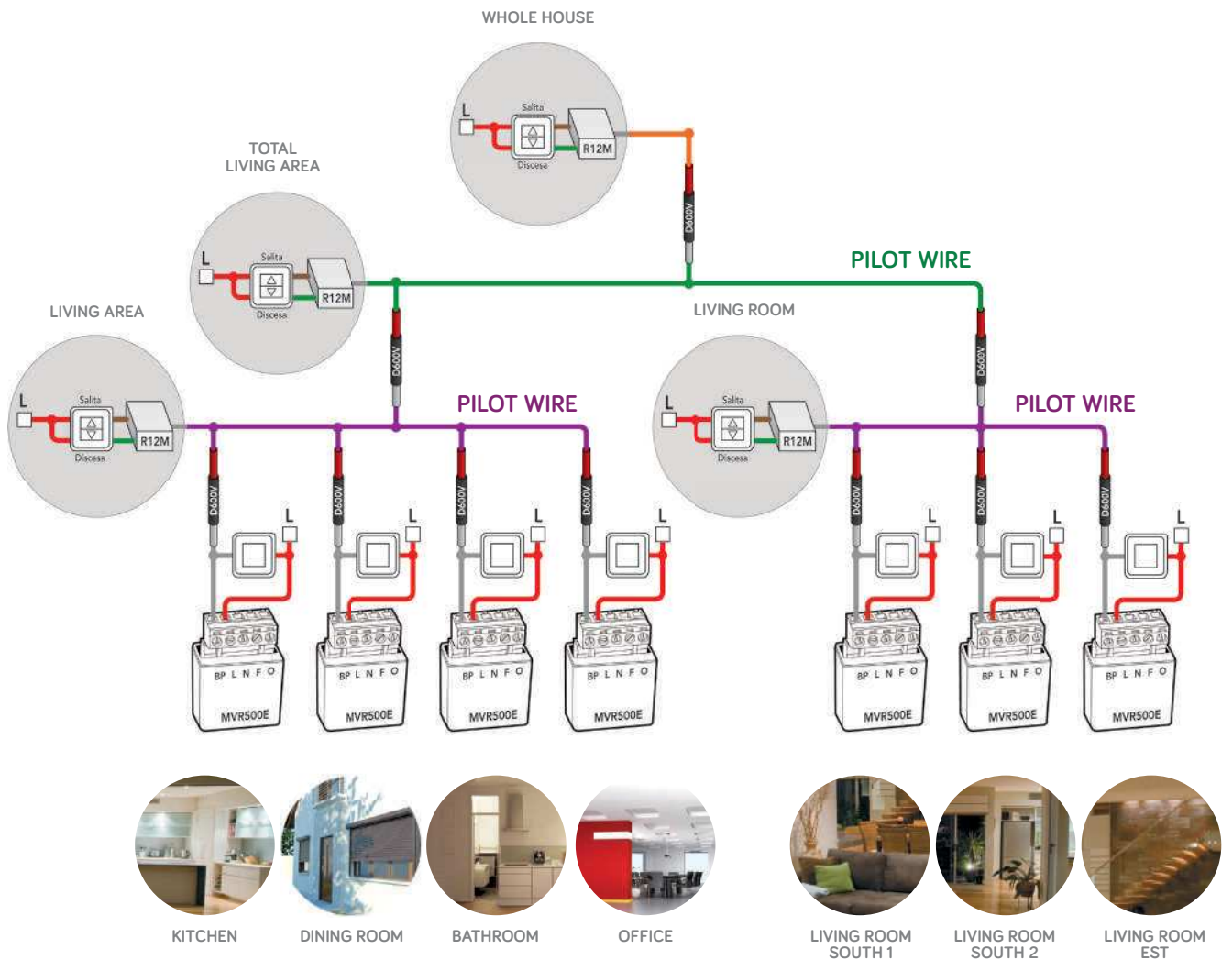
- > Mains voltage: 230V ~ +/- 15% - 50Hz
- > Output contact: 1A - 250VAC; max. 250VA
- > Module consumption: <1W
- > Sound level: <60dB at 20cm
- > Operating temperature: from -20 °C to + 60 °C
- > Relative humidity: 0 to 99%
- > Dimensions: 48 x 32 x 20 mm



Pilot wire centralisation

Convenient and economical: no more energy waste!
 By pressing a single pushbutton, all lights and shutters in the house can be controlled.
 Centralise lighting and window shutters with a **single pilot wire** connecting all installed modules.
Unlimited number of wired modules on pilot wire, allowing also complex installations.
With several pilot wires it is possible to create more complex centralisations using already installed modules.
Possibility to carry out multi-level centralisations to create separate areas (e.g. living area, bedroom area).

Combined receivers (radio and wired) can also be integrated in a centralised system by means of a pilot wire, while still being controlled by radio transmitters.
The local control can be sent from a single or a double pushbutton. Once a centralised control has been sent, any local control remains available.
 The central control device allows controlling the modules of the 500 and 2000 ranges, even simultaneously.



Wired modules item number table

DESCRIPTION	MODEL	ARTICLE CODE	500W WITHOUT NEUTRAL WIRE	2000W WITHOUT NEUTRAL WIRE	500W WINDOW SHUTTER MODULE	FLUSHMOUNTED VERSION	VERSION ON DIN RAIL
WIRED MODULES							
Electronic toggle relay	MTR500E	5454050	●			●	
Timed relay	MTT500E	5454054	●			●	
Flashing light	MTC500E	5454056	●			●	
Dimmer	MTV500E	5454052	●			●	
Timed dimmer	MTVT500E	5454055	●			●	
Staircase lights timer	MTM500E	5454051	●			●	
Smart multifunctional dimmer	MTK500E	5454053	●			●	
Electronic toggle relay	MTR500M	5454060	●			●	●
Flush-mounted timed relay	MTT500M	5454064	●			●	●
Dimmer	MTV500M	5454062	●			●	●
Timed dimmer	MTVT500M	5454065	●			●	●
Staircase lights timer	MTM500M	5454061	●			●	●
Toggle relay	MTR2000E	5454350		●		●	
Staircase lights timer	MTM2000E	5454351		●		●	
Night saving	MEP2000E	5454356		●		●	
Toggle relay	MTR2000M	5454360		●			●
Staircase lights timer	MTM2000M	5454361		●			●
Window shutter module	MVR500E	5454090			●	●	

MTR500(E)(M) * MTM500(E)(M) (3) MTC500E	I max: 2A P min: 5W P max: 500W (2)	I max: 2A P min: 5W P max: 500W (2)	I max: 1A P min: 11VA P max: 250VA (1) (2)	I max: 2A P min: 11VA P max: 500VA (1) (2)	I max: 2A P min: 11VA P max: 250VA (1) (2)	I max: 2A P min: 11VA P max: 500VA (2)	-
MTV500(E)(M) * MTK500E	I max: 2A P min: 5W P max: 500W	I max: 2A P min: 5W P max: 500W	I max: 1A P min: 11VA P max: 250VA (1)	I max: 2A P min: 11VA P max: 500VA (1)	I max: 2A P min: 11VA P max: 250VA (1)	I max: 2A P min: 11VA P max: 500VA	-
MTR2000E MTM2000E MEP2000E	I max: 10A P max: 2000W	I max: 6A P max: 1380W	I max: 3A P max: 690VA	I max: 3A P max: 690VA	I max: 3A P max: 690VA	I max: 3A P max: 690W	-
MTR2000M MTM2000M MEP2000M		I max: 10A P max: 2000W	I max: 5A P max: 1150VA	I max: 5A P max: 1150VA	I max: 5A P max: 1150VA	I max: 5A P max: 1150VA	
MVR500E	-	-	-	-	-	-	I max: 2A P max: 500VA

Resistive loads
 Incandescent light bulbs
 Fluorescent and energy saving light bulbs
 Electronic transformers
 Light emitting diode (LED)
 Ferromagnetic transformers
 Motor

* If the module is installed in a waterproof case, so: I_{max}=1A and P_{max}=250W for resistive loads; I_{max}=1A and P_{max}=250VA for other loads.
 (1) Use form 1 to 3 CHR3W accessories in parallel to the load.
 (2) 2000 range devices should be preferred if neutral is available.
 (3) Maximum power 250VA on all capacitive loads except on TBT 12V electronic transformer (500VA).



Telephony

From telephony to communication solutions

Telephony evolves with its functions into a tool capable of meeting a growing number of needs. Urmet's interfaces (analog, ISDN and GSM) and telephone integration modules offer multiple advantages.

> Communication becomes more practical and versatile: the telephone is no longer used for calls only but acts as a control device for door phone functions, including door opening. This is especially convenient in large homes or homes with a garden or in small companies.

- > Fully hands-free operation for the utmost flexibility: simple Sinthesi outdoor station modules with integrated telephone functions provide a door opener system with advanced functions (multiple access management, light/camera activation, day/night, remote call), connection to PBX exchanges with intercom function.
- > Significant saving: Urmet's innovative GSM and VoIP interfaces support alternative, low-cost telephone networks (GSM network and Internet).



iPerTALK

VoIP IP PBX line (1375)



Audio telephones

VoIP line (1375)



Video telephones

VoIP line (1375)



VoIP interfaces

VoIP line (1375)



Telephone interfaces

Analog line



Protections and accessories

iPerTALK | iPerTALK

iPerTALK is a full-IP communication system able to manage the telephone functions typical of an PBX IP integrating them with the modern operating functions and new ways to communicate (door phone systems, video door phone systems, e-mails, SMS, CTI, etc.), therefore, it represents the best choice for those who want a modern approach to the use of multimedia resources.

The **iPerTALK** phone exchange has been specifically designed to meet the many needs of companies and businesses for telephone services.

iPerTALK, by exploiting the VoIP technology, integrates in a single platform the PSTN, ISDN, GSM and VoIP lines interconnecting with the different technologies, providing also advanced communication services like the advanced autoresponder, click2dial, voicemail, conversation recording, fax management as e-mail attachment, shared directory, Hotel functions, etc.

is an extremely modular software platform, that can be expanded both in terms of resources and functionalities, allowing the user to manage different operating segments of a single service centre (video phone calls, video door phone systems, video surveillance, access management).

The iPerTALK system is available in three basic configurations:

- iPerTALK 4/12: equipped for the management of 1 line and 3 extensions, it supports up to 4 lines and 12 extensions
- iPerTALK 8/40: equipped for the management of 4 lines and 12 extensions, it supports up to 8 lines and 40 extensions
- iPerTALK 6/150: equipped for the management of 3 line and 50 extensions, it supports up to 6 lines and 150 extensions, which in turn can be expanded, according to the real installation needs, through additional hardware devices and licences, that can be added at any time.
- iPerTALK 1/1: equipped with 1 VoIP provider line and 1 Urmet video extension, can support up to 16 lines and 16 extensions
- iPerTALK 1/0: only equipped with 1 VoIP provider line and no extensions, can support up to 16 lines and 16 extensions.

VOIP TECHNOLOGY: ADDED VALUE FOR TELEWORKING

iPerTalk is the technological solution that is able to optimise the company's infrastructure and centralise remote locations connected by private VoIP lines, thus without any call charges.

A function for call forwarding to smartphones is also available, both for telephones and door phones. Simply download the Urmet CallMe App and pair it with an extension or function to answer the video door phone and open doors and gates directly from smartphones and tablets.

Thanks to the integrated web server, iPerTALK offers a management graphic interface accessible both by the installer and users:

- > the installer can configure the system in a simplified manner and perform the following support and maintenance activities also from remote, thanks to the cloud portal of iPerTALK that offers a safe remote connection to the system.
- > the users can make use of the functionalities offered by the system in a more comfortable way, moving the operation from the telephone to the PC, for example by using the click2dial. Different access profiles are required for the functions available, according to the different user categories.

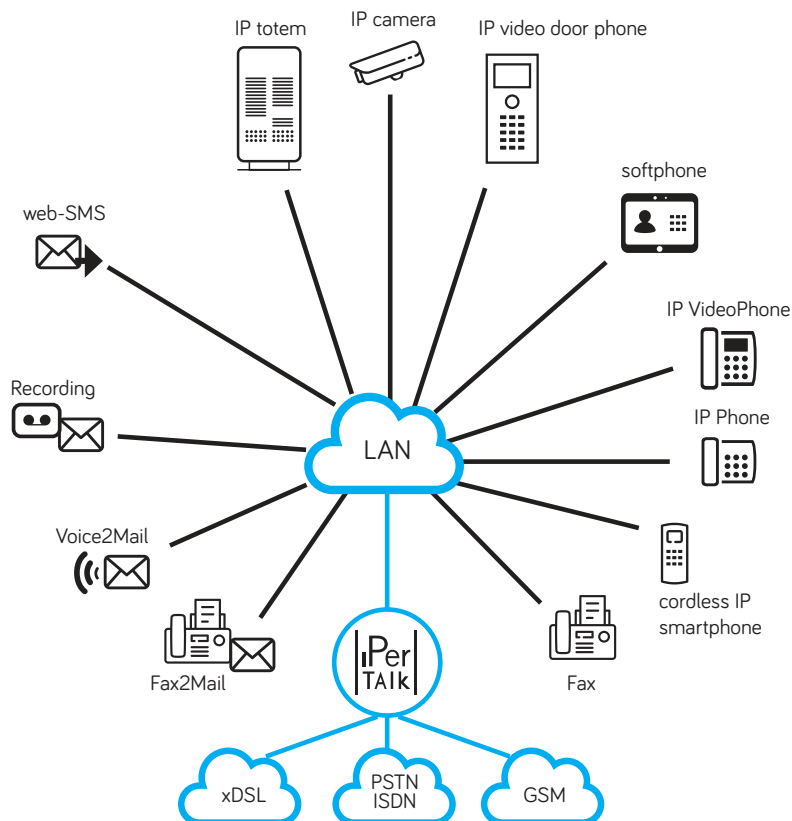
iPerTALK is the ideal solution for those who want to switch to VoIP gradually, without giving up or drastically change the telephone infrastructure currently in use: thanks to the gateways interfacing with the traditional lines and telephones, it is possible to use iPerTALK alongside the telephone system already in use in order to widen the lines and managed extensions and add the advanced functions required.

The Voice over IP (VoIP) technology has radically changed the world of communications using the existing local networks. The VoIP technology has increasingly developed over the last few years in terms of quality and reliability. With these devices, it is possible to manage/share local lines in remote locations centralising them with the VoIP technology or to interface the traditional PBXs with the VoIP providers. Voice communications via the Internet have become simple with VoIP: all you need is an ADSL connection to talk with anyone is using the same system, with no additional costs.



FEATURES

- > High modularity: expandable system both in terms of resources and functionalities
- > Open system: possibility to interact with third-party devices and communication systems, through SIP standard protocol
- > Lines: analogical, ISDN, GSM and VoIP (with overflow service)
- > Extensions: analogical and VoIP, both audio and video, both local and on remote locations
- > Least Cost Routing (LCR) of outbound calls based on origin, destination (national, international, mobile) and time slot
- > Routing of inbound calls by time slot, with filter on calling person, called person, time slot, day of the week, date
- > Advanced, interactive and multi-level autoresponder (DISA, interruptible telephony, multi-company, FAX detection, blacklist)
- > Voicemail, forwarding the voice message via e-mail (or consultation through user interface or telephone)
- > FAX2mail server
- > Sending of text messages through GSM gateway or through web Provider
- > Video-call support (telephone and video door phone calls)
- > Personal and shared directory
- > List of personal outbound/inbound/missed calls
- > Recording of telephone conversations
- > Hotel Functions: call charge, alarm clock, room status
- > Connection in VoIP of users and remote locations via system VPN Tunnel
- > User web interface for function customisation
- > Configuration from web browser with step-by-step guided programming
- > Remote maintenance, through the dedicated portal on Urmet Cloud and integrated system VPN



iPerTalk PBX

The iPerTalk system is expandable both in terms of resources (extensions and lines) and in terms of functionalities, through the addition of licences. Licences can be purchased on the web portal store.urmet.com.

simply select the licences of interest, pair them with the iPerTalk system purchased, using its unique identifier (UID), and download them to the system via its myTALK interface.

LINE LICENCES

1375/201

LICENCE FOR 1 SIP JUNCTION CHANNEL

1375/204

It activates 1/4 VoIP lines for as many 1/4 simultaneous calls between two iPerTalk systems, both local and remote.

LICENCE FOR 4 SIP JUNCTION CHANNELS

1375/211

LICENCE FOR 1 SIP PROVIDER CHANNEL

1375/214

It activates 1/4 VoIP (SIP) lines with authentication, useful to manage 1/4 simultaneous calls to a VoIP provider or a third-party line gateway.

LICENCE FOR 4 SIP PROVIDER CHANNELS

1375/241

LICENCE FOR 1 URMET GW CHANNEL

1375/244

It activates 1/4 SIP channels to manage 1/4 simultaneous calls through the Urmet gateways used for interfacing with traditional analogue lines (1375/862, 1375/864) and ISDN (1375/872).

LICENCE FOR 4 URMET GW CHANNELS

LICENCES FOR LINE FUNCTIONS

1375/251

LICENCE FOR 1 RECORDING CHANNEL

1375/254

It activates the simultaneous recording of 1/4 calls for any type of extension or line used.

LICENCE FOR 4 RECORDING CHANNELS

EXTENSION LICENCES

1375/301

LICENCE FOR 1 URMET EXTENSION

1375/304

LICENCE FOR 4 URMET EXTENSIONS

1375/309

It activates 1/4/16 Urmet audio terminals. At least one licence must be activated for each Urmet audio telephone extension to connect to the iPerTalk system (both analogue and IP).

LICENCE FOR 16 URMET EXTENSIONS

1375/311

LICENCE FOR 1 URMET VIDEO EXTENSION/ VPE URMET

1375/314

It activates 1/4 Urmet audio terminals. At least one licence must be activated for each Urmet video telephone extension to connect to the iPerTalk system.

LICENCE FOR 4 URMET VIDEO EXTENSIONS / VPE URMET

1375/321

LICENCE FOR 1 GENERIC EXTENSION

1375/324

LICENCE FOR 4 GENERIC EXTENSIONS

1375/329

It activates 1/4/16 third-party IP/SIP audio terminals. At least one licence must be activated for each third-party IP/SIP audio telephone extension to connect to the iPerTalk system (telephone or ATA gateway).

LICENCE FOR 16 GENERIC EXTENSIONS

1375/331

LICENCE FOR 1 GENERIC VIDEO EXTENSION

1375/334

LICENCE FOR 4 GENERIC VIDEO EXTENSIONS

It activates 1/4 third-party IP/SIP video terminals. At least one licence must be activated for each third-party IP/SIP video telephone extension to connect to the iPerTalk system (IP/SIP video phone, IP/SIP video door phone).

REFERENCES

LICENCES FOR SYSTEM FUNCTIONS

1375/6

HOTEL ROOM CALL CHARGING LICENCE

It activates in the iPerTalk system the GUI page dedicated to the management of call charges for Hotels.

1375/7

HOTEL SERVICE FIAS PROTOCOL LICENCE

It activates the module for the management of the FIAS protocol, for the interaction with CRM-ERP management systems and the autoresponders for the alarm clock and room status management.

1375/9

ROUTING PROFILE LICENCE

It activates a further profile for the management of the inbound call routing (in addition to the 3 provided by default by the system), for particular time intervals (for example: holidays, bank holidays, etc.).

1375/260

WEB-SMS SERVICE LICENCE

It activates for all users the web page dedicated to the management of text messages sent through a web service provider or a GSM gateway.

1375/270

FAX2MAIL SERVICE LICENCE

It enables all users to send FAXES through the dedicated web page and to receive them by email, as a PDF attachment.

1375/340

LICENCE FOR 1 CAMERA EXTENSION

It activates an IP camera terminal as video extension of the iPerTalk system. It allows the management of IP cameras that comply with the following standards:

- > ONVIF: for networked auto-discovery of camera devices
- > RTSP: protocol for managing video streaming from the camera to iPerTalk
- > H.264 video streaming coding

IPERTALK PBX

1375/10A

IP-PBX IPERTALK SYSTEM UPGRADABLE 4/12 EQUIPPED 1/3

iPerTalk is a full-IP communication system capable of managing the telephone functions typical of a PABX by integrating them with new ways of communicating (video calls, e-mails, sms, CTI, management). iPerTalk is an extremely modular software platform, expandable both in terms of resources and multimedia functions, allowing the management of different operating tools in a single service center. iPerTalk is the ideal solution for those who want to use different communication resources, integrating them. The bundle code 1375/10A is the solution designed for professional offices, points of sale, with offices and remote terminals, which require advanced and multimedia services such as the integration of the video door entry system with the telephone service. IP telephone system equipped with 1 license for traditional lines and 3 Urmet extension licenses and can be extended up to a maximum of 4 lines and 12 extensions, by means of additional licenses. The system is also equipped with the following features: customizable advanced automatic responder, voicemail for each user (with access to messages via email, web user interface and internal extension), web interface for each user (to customize your own extension and access the functions additional), private and shared address book, administration interface.

- > Maximum number of lines: 4
- > Maximum number of extensions: 12
- > Power supply: 230Vac
- > Max consumption: 5W
- > Installation: wall-mounting
- > Weight: 115 g
- > Dimensions without expansions (W x H x D): 426 x 367 x 87 mm



iPerTalk PBX

IPERTALK PBX

1375/11A

IP-PBX IPERTALK SYSTEM UPGRADABLE 8/40 EQUIPPED 4/16

iPerTalk is a full-IP communication system capable of managing the telephone functions typical of a PABX by integrating them with new ways of communicating (video calls, e-mails, sms, CTI, management). iPerTalk is an extremely modular software platform, expandable both in terms of resources and multimedia functions, allowing the management of different operating tools in a single service center. iPerTalk is the ideal solution for those who want to use different communication resources, integrating them. The bundle code 1375/11A is the solution designed for expanding companies, which need to differentiate the input lines and private lines between remote offices and to integrate the video door entry service with the telephone service. IP telephone system equipped with 3 licenses for traditional lines, one license for VoIP line and 16 Urmet extension licenses and can be extended up to a maximum of 8 lines and 40 extensions, by means of additional licenses. The system is also equipped with the following features: customizable advanced automatic responder, voicemail for each user (with access to messages via e-mail, web user interface and internal extension), web interface for each user (to customize their own extension and access additional functions), private and shared address book, interface administration.

- > Maximum number of lines: 8
- > Maximum number of extensions: 40
- > Power supply: 230Vac
- > Max. consumption: 5 W
- > Installation: surface wall mount
- > Weight: 115 g
- > Dimensions without expansions (W x H x D): 426 x 367 x 87 mm



1375/12A

IP-PBX IPERTALK SYSTEM UPGRADABLE 6/150 EQUIPPED 3/50

iPerTalk is a full-IP communication system capable of managing the telephone functions typical of a PABX by integrating them with new ways of communicating (video calls, e-mails, sms, CTI, management). iPerTalk is an extremely modular software platform, expandable both in terms of resources and multimedia functions, allowing the management of different operating tools in a single service center. iPerTalk is the ideal solution for those who want to use different communication resources, integrating them. The bundle code 1375/12A is the solution designed for Hotel service and those situations in which there are many extensions and a reduced number of input lines, and the need to integrate the video door entry service with the telephone service. Telephone system equipped with 2 licenses for traditional lines, one license for VoIP line and 50 licenses for Urmet extensions and can be extended up to a maximum of 6 lines and 150 extensions, by means of additional licenses. The system is also equipped with the following features: customizable advanced automatic responder, voicemail for each user (with access to messages via email, web user interface and internal extension), web interface for each user (to customize the extension and access additional features), private and shared address book, administration interface.

- > Maximum number of lines: 6
- > Maximum number of extensions: 150
- > Power supply: 230Vac
- > Max. consumption: 5 W
- > Installation: surface wall mount
- > Weight: 115 g
- > Dimensions without expansions (W x H x D): 426 x 367 x 87 mm



REFERENCES

IPERTALK PBX

1375/13A

IP-PBX IPERTALK SYSTEM UPGRADABLE 16/16 EQUIPPED 1/1

IPerTalk is a full-IP communication system capable of managing the telephone functions typical of a PABX by integrating them with new ways of communicating (video calls, e-mails, sms, CTI, management). IPerTalk is an extremely modular software platform, expandable both in terms of resources and multimedia functions, allowing the management of different operating tools in a single service center. IPerTalk is the ideal solution for those who want to use different communication resources, integrating them. The bundle code 1375/13A is the Solution designed for IP video door entry services, both in stand-alone mode and integrated with third-party VoIP PBXs. IP telephone system equipped for the management of 1 VoIP Provider line and 1 Urmet video extension, it can be expanded up to 16 lines and 16 extensions by means of additional licenses. The system is also equipped with the following features: customizable advanced automatic responder, voicemail for each user (with access to messages via email, web user interface and internal extension), web interface for each user (to customize your own extension and access the functions additional), private and shared address book, administration interface.

- > Maximum number of lines: 16
- > Maximum number of extensions: 16
- > Power supply: 230Vac
- > Max. consumption: 5 W
- > Installation: surface wall mount
- > Weight: 115 g
- > Dimensions (W x H x D): 426 x 367 x 87 mm



1375/14A

IP-PBX IPERTALK SYSTEM UPGRADABLE 20/20 EQUIPPED 1/0

IPerTalk is a full-IP communication system capable of managing the telephone functions typical of a PABX by integrating them with new ways of communicating (video calls, e-mails, sms, CTI, management). IPerTalk is an extremely modular software platform, expandable both in terms of resources and multimedia functions, allowing the management of different operating tools in a single service center. IPerTalk is the ideal solution for those who want to use different communication resources, integrating them. The bundle code 1375/14A is the Solution designed for IP video door entry services, both in stand-alone mode and integrated with third-party VoIP PBXs. IP telephone system equipped for the management of 1 VoIP Provider line and 1 Urmet video extension, it can be expanded up to 20 lines and 20 extensions by means of additional licenses. The system is also equipped with the following features: customizable advanced automatic responder, voicemail for each user (with access to messages via email, web user interface and internal extension), web interface for each user (to customize your own extension and access the functions additional), private and shared address book, administration interface.

- > Maximum number of lines: 20
- > Maximum number of extensions: 20
- > Power supply: 230Vac
- > Max. consumption: 5 W
- > Installation: surface wall mount
- > Weight: 115 g
- > Dimensions (W x H x D): 426 x 367 x 87 mm



IP/SIP phones and video telephones

Urmet updates its offer adding a new line for VoIP technology phones, with SIP standards. In particular, the U.TALK range provides for: - two audio terminals, of which one standard model (1375/806) and business model (1375/812A), which can manage up to 6 extensions featuring 10 brightness programmable buttons for different services (internal status, direct call, incoming call, feature activation, etc.) - one 7" video touch terminal Android OS (1375/816), which can manage up to 10 extensions and allows a prompt consultation on a variety of information

(internal status, direct numbers, system extension status, call waiting, etc.) thanks to multiple screens.

With this video phone it will be possible to manage video calls, receive and make video door phone calls and view the video streaming of a camera.

The telephones of the VoIP U.Talk range adapt to the needs of new technologies and are easy to use thanks to a simple and intuitive interface, where each function and call phase is managed with a dedicated button described with icons or text.



FEATURES

- > Multiple SIP account
- > Caller ID and Name display (if in phonebook)
- > LED indicators for the status of extensions/functions
- > Programmable buttons for direct call, services and commands management
- > LCD display with backlighting
- > Internal (private) and system directory (shared)
- > Handset/hands-free/earphones
- > Voicemail notification
- > Call history (dialed/received/missed)
- > 2 Ethernet ports (for PC connection)
- > Powered by PoE or power supply

REFERENCES

VOIP TELEPHONES

1375/806

U.TALK PRO TELEPHONE, IP/SIP SYSTEM WITH 3 MEMORY KEYS AND LAMP FIELD FOR CUSTOMISED FUNCTIONS

U.Talk PRO (1375/806) is the SIP-standard telephone in the Urmet VoIP mid-range that allows managing calls and telephone operations with the utmost simplicity: the choice for those who need simplified use of the telephone but with the possibility of accessing all iPerTALK system functions in a simple and guided manner, thanks to the colour display with context-sensitive function keys and 3 customisable function keys, with multicolour LED, which allow lamp field management for lines and extensions, the definition of quick functions and the storage of useful numbers.

Its elegant design style, simple accessibility and system functions make it suitable for any type of user and usage.

It is a multi-line telephone that allows managing several extensions (up to 6) to handle different services with the same terminal, such as answering different types of calls, outdoor stations, intercom function towards other system extensions or audio systems, etc.

The terminal does not require any activity during installation on the iPerTALK system, thanks to the automatic acquisition and configuration of both system settings and centralised directory.

- > Number of configurable extensions: 6
- > Caller identification (CLI)
- > Main Display: 2.8" 320x240 colour LCD
- > SIGNALLING LEDs:
 - 1 power supply
 - 3 extensions
 - 1 answering machine message
- > Display backlighting: YES
- > Lamp field: YES
- > Programmable speed dial keys: YES
- > Extension for lamp field: NO
- > Headphones control key: YES
- > Key for opening access point: YES
- > Call log (missed, made, received): 600
- > Internal directory: 1000 entries
- > iPerTALK system directory
- > Hands free
- > Wired headphones (RJ9)
- > Ringer customisation (internal, external and door phone)
- > Multi-language support
- > Network ports: 2x RJ45 10/100/1000 Mb (Gigabit Ethernet)
- > Power supply: via PoE IEEE802.3af or optional external power supply unit (item no. 1375/804)
- > Tabletop/wall-mounting installation: YES (wall mounting requires accessory 1375/803)
- > Dimensions (W x H x D):
 - tabletop (position 1): 189 x 188.6 x 181.1 mm
 - tabletop (position 2): 189 x 180.5 x 190.1 mm
 - wall mounting: 189 x 119.4 x 2191 mm



1375/803

WALL MOUNTING BRACKET, IPERTALK SYSTEM, FOR U.TALK CL DIGIT TELEPHONE (REF. 1375/806)

- > Material: ABS
- > Colour: black
- > Weight: 75,3 g
- > Dimensions (W x H x D): 127.2 x 130.2 x 46.2 mm



1375/804

OPTIONAL PLUG-IN POWER SUPPLY, IPERTALK SYSTEM, FOR U.TALK PRO TELEPHONE (REF. 1375/806)

- > Power supply: 5V - 600mA



IP/SIP phones and video telephones

VOIP TELEPHONES

1375/812A

U.TALK CL DIGIT TELEPHONE, IP/SIP SYSTEM WITH 3 + 6 MEMORY KEYS AND BUSY LAMP FIELD FOR CUSTOMIZED FUNCTIONS, UP TO 33 FUNCTION MEMORIES

U.Talk CL Digit (1375/812A) is a high-end standard SIP telephone of the Urmet's VoIP range, that allows to manage calls and telephone operations with maximum efficiency: the ideal choice for those who use the telephone intensively, such as a switchboard operator, thanks to the large display, to the digital lamp field with 6 keys on the digital display (up to 30 items with paging) that allows the management of the lamp field for lines and extensions, the definition of quick functions and to memorize useful numbers.

The elegant aesthetics, enriched by fine details such as the color display, the high customization of its functions and methods of use, and the ability to connect both wired and Bluetooth headsets, make it suitable for the most demanding users.

It is a multi-line telephone that allows you to manage multiple extensions (up to 12), to manage different services with the same terminal, such as answering different types of calls, to external units, to intercom function to other system extensions or to intercom systems. sound diffusion, etc.

The terminal does not require any activity during installation on the iPerTALK system, thanks to the automatic acquisition and configuration of both the system settings and the centralized directory.

- > Number of configurable extensions: 12
- > Caller ID (CLI) - Main Display: 2.8" 320x240 color LCD
- > Display Lamp Field: 2.4" 320x240 color LCD
- > Signaling LED:
 - 1 power supply
 - 3 interior
 - 1 message on the Voicemail
 - 6 customizable memory keys on LCD display to store up to 30 numbers / functions (BLF)
- > Display backlight: YES
- > Lamp Field: YES
- > Programmable speed dial keys: YES
- > Lamp field extension: NO
- > Headphone control key: YES
- > Door opening key: YES
- > Call history (missed, made, received): 100
- > Internal phone book: 500 entries
- > iPerTALK system directory: YES
- > Speakerphone - Headphone: wired (RJ9) and bluetooth (requires USB acc.)
- > Ringtone customization: YES (internal, external and intercom)
- > Ringtone volume adjustment: YES
- > Call volume adjustment: YES
- > Multilingual support: YES
- > Colour: black
- > Network ports: 2x RJ45 10 / 100M
- > Power supply via: PoE IEEE802.3af
- > External power supply: optional (code 1375/809)
- > Table / wall installation: YES
- > Dimensions (W x H x D):
 - at table (position 1): 214 x 188.6 x 181.1 mm
 - at table (position 2): 214 x 180.5 x 190.1 mm
 - on the wall: 214 x 119.4 x 219.1 mm



1375/808

WALL MOUNTING BRACKET, IPERTALK SYSTEM, FOR U.TALK CL DIGIT TELEPHONE (REF. 1375/812)

- > Material: ABS
- > Color: black
- > Weight: 88.9 g
- > Dimensions (W x H x D): 169 x 131 x 47 mm



1375/809

OPTIONAL PLUG-IN POWER SUPPLY, IPERTALK SYSTEM, FOR U.TALK CL DIGIT TELEPHONE (REF. 1375/812)

- > Power supply: 5V - 2A



REFERENCES

VOIP TELEPHONES

1375/816

U.TALK TOUCH 7" VIDEO PHONE, IP SYSTEM, SIP STANDARD, ANDROID 9.0, WITH 112 MEMORY KEYS AND BUSY LAMP FIELD ON TOUCH DISPLAY

It is an IP/SIP videophone with 7" color LCD touch screen for desk, high-end and professional use, which allows you to receive video streaming of a video call from a videophone, a video door station or a camera. To obtain a video call with bidirectional video, the USB camera accessory (code 1375/817) must be added to the U.Talk touch 7" videophone. Thanks to the Android operating system (v.9) it is possible to manage both Urmet applications and third-party applications (via .apk files), thus making it a multifunctional terminal. It allows you to manage up to 112 programmable keys, distributed over 4 screens, for the management of lamp fields, rapid numbers, system functions and other functions. It is open standard SIP: it can also be installed without an iPerTalk system, by connecting it to the home network and configuring a number (line) of a VoIP Provider. Plug & play installation: acquisition and automatic configuration of the telephone on the iPerTalk system. It can be installed using the PC cable, thanks to the double network port.

- > Display: 7" touch 320x240 color LCD
- > Display backlight: YES
- > Lamps field: YES up to 112 keys
- > Programmable speed dial keys: YES
- > Lamp field extension: NO
- > Headphone control key: YES
- > RJ9 Headphone Input: YES
- > USB2.0 port: for headphones or camera (1375/817)
- > Door opening key: YES
- > Call history (missed, made, received): 100
- > Internal directory: 2000
- > System directory: YES
- > Speakerphone: YES
- > Ringtone customization: YES (internal, external and intercom)
- > Ringtone volume adjustment: YES
- > Call volume adjustment: YES
- > Multilingual support: YES
- > Network ports: 2xRJ45 10/100 / 1000Mb
- > Wi-Fi: YES (2.4Ghz and 5GHz)
- > Bluetooth: YES (V. 4.2)
- > Power supply via: PoE IEEE802.3af
- > External power supply: optional 5V / 2A (code 1375/818)
- > Table installation: YES
- > Wall installation: NO
- > Colour: black
- > Dimensions (W x H x D):
 - on table (position 1): 268 x 185 x 189 mm



1375/817

USB CAMERA ACCESSORY FOR U.TALK 1375/816 IP/SIP VIDEOPHONE, FULL HD 1920X1080M, WITH MECHANICAL SHUTTER AND ACTIVITY LED

HD USB camera (1080P resolution) accessory for Android 7" touch U.Talk 1375/816 video phone, which allows you to add video call functionality with two-way video stream.

- > Video format: MP4
- > Video streaming band: 64kbps ~ 4Mbps
- > Frame rate: 5 ~ 30fps
- > Resolution: 2 Mega Pixels
- > Coverage angle: 102°
- > Power supply: USB 5V / 500mA
- > Weight: 60 g
- > Dimensions (W x D): 83 x 34 mm

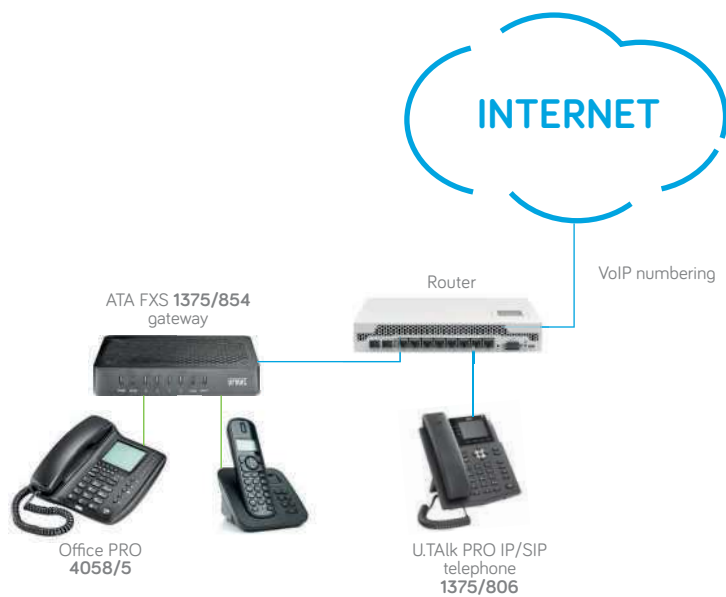


IP/SIP phones and video telephones

U.Talk telephones for residential use

The IP/SIP telephones in the U.TALK range, both fixed and cordless, and the gateways for analogue terminals, are also suitable as residential solution, in stand-alone mode, i.e. without the need for an iPerTALK system.

It is possible to associate (register) the terminal with one or more public numbers assigned by the VoIP Provider to manage calls from the landline in the home.



REFERENCES

MAIN FEATURES

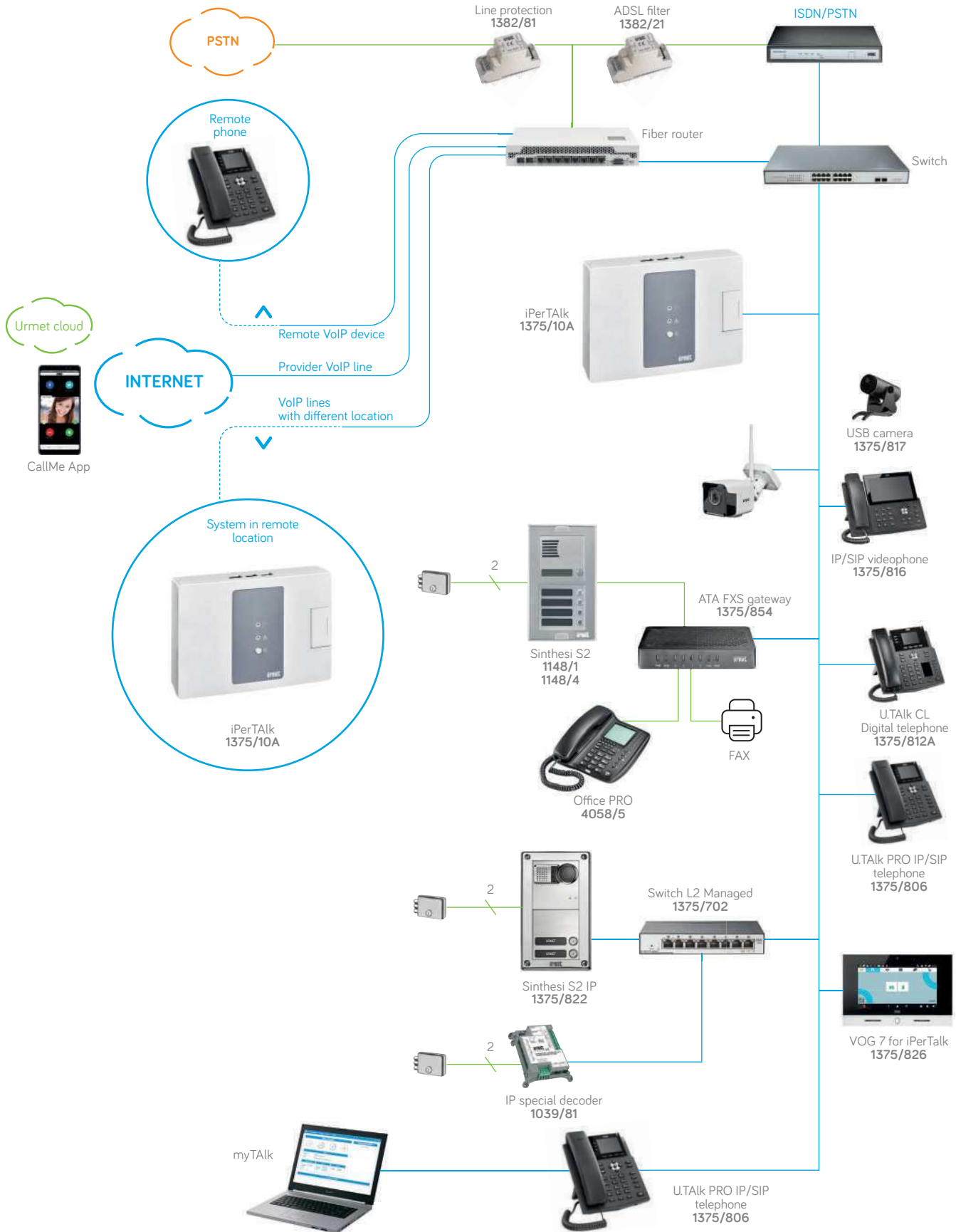
	1375/806	1375/812A
> User accounts	6	12
> Caller ID (CLI)	YES	YES
> Video call	NO	NO
> Display	2.8" graphical LCD	2.8" graphical LCD
> LED light	1 power 1 voice mail 1 headphone 3 extended color key (BLF)	1 power 3+6 extended color key (BLF)
> LCD with backlighting	YES	YES
> Integrated BLF (Busy lamp field)	3	33
> Programmable direct call buttons	YES	YES
> Supplementary buttons extension	NO	NO
> Headset control button	YES	YES
> Possibility of programming door phone buttons	YES	YES
> Call memories	100	100
> Internal phonebook	1000	1000
> External phonebook	YES	YES
> Speakerphone function	YES	YES
> Ringer melodies	YES	YES
> Ringer volume adjustment	YES	YES
> Voice volume adjustment	YES	YES
> Multi-language support	YES	YES
> Ethernet ports	2xRJ45 10/100/1000M	2xRJ45 10/100/1000M
> Power over Ethernet (PoE)	IEEE802.3af	IEEE802.3af
> External power supply	YES	YES
> Table/wall installation	YES (with accessory 1375/803)	YES (with accessory 1375/808)
> Colour	Black	Black
> Wi-Fi	NO	NO (with external USB accessory)
> Battery	NO	NO
> Bluetooth	NO	NO (richiede accessorio esterno)
> Dimensions (W x H x D) mm	Tabletop (position 1): 214 x 188.6 x 181.1 Tabletop (position 2): 214 x 180.5 x 190.1 Wall mounting: 214 x 119.4 x 219.1	Tabletop (position 1): 214 x 188.6 x 181.1 Tabletop (position 2): 214 x 180.5 x 190.1 Wall mounting: 214 x 119.4 x 219.1

IP/SIP phones and video telephones

MAIN FEATURES

	1375/816
> User accounts	12
> Video call	YES
> Caller ID (CLI)	Video reception only; to send video, add accessory 1375/817
> Display	7" touch LCD
> LED light	1 power 1 network 1 message
> LCD with backlighting	YES
> Integrated BLF (Busy lamp field)	120
> Programmable direct call buttons	YES
> Supplementary buttons extension	NO
> Headset control button	YES
> Possibility of programming door phone buttons	YES
> Call memories	600 (missed, dialed, received)
> Internal phonebook	2000
> External phonebook	YES
> Speakerphone function	YES
> Ringer melodies	YES
> Ringer volume adjustment	YES
> Voice volume adjustment	YES
> Multi-language support	YES
> Ethernet ports	2xRJ45 10/100/1000M
> Power over Ethernet (PoE)	IEEE802.3af
> External power supply	YES
> Table/wall installation	Tabletop only
> Colour	Black
> Wi-Fi	YES
> Battery	NO
> Bluetooth	YES
> Dimensions (W x H x D) mm	244 x 198 x 73

iPerTalk application diagram



iPerTalk gateway devices

Urmet expand its telephony offer adding a new line of VoIP gateways for analog phones and traditional lines (analog, ISDN and GSM). Thanks to these devices,

offers homogeneous management of the different types of extensions and lines, in a transparent manner for the users.



FEATURES

- > Multiple SIP accounts on each gateway
- > Caller ID and Name display (if in phonebook)
- > Fax management with T.38 protocol or Pass-through
- > LED indicators for lines or extensions status
- > Powered by external power supply
- > GSM line management through external Domus Cell device (item no. 4203/11)

VoIP gateway for analogue devices

IP GATEWAY

1375/854

ATA FXS VOIP INTERFACE, IPERTALK SYSTEM, IP/SIP STANDARD, FOR THE MANAGEMENT OF 4 ANALOG DEVICES

It is a VoIP FXS standard SIP interface that allows you to connect 4 analog extensions (telephones, fax, POS and traditional PBXs) to an iPerTalk IP / PBX or to VoIP Provider (SIP V2 protocol) to directly manage public numbers from analog terminals. Flexible and modular solution, which allows you to add / centralize additional internal either through the company IP network (locally) or the Internet (remotely).

Thanks to the integrated web server it is possible to customize the operating parameters of the device in order to adapt it to the characteristics of the analog terminal that you want to manage.

The device does not require any activity during installation on the iPerTalk system, thanks to the automatic acquisition and configuration of system settings.

- > SIP account: 4 extensions
- > Ports: 4 analog ports
- > Caller (CLI): BELL202, ETSI (V23), NTT (V23-Japan), and DTMF-based CID
- > Telephone interface: RJ11
- > Warning LEDs: Power, device status, extension status
- > Disconnection method: Busy tone, invers. polarity
- > DTMF tones: RFC2833, SIP Info, In-band
- > Fax: T.38 and transparent
- > Voice volume adjustment: YES
- > Web server: YES
- > Multilingual support: NO
- > Network ports: 2x RJ45 10/100Mb
- > Power supply: External power 12VDC / 1A
- > Installation Type: table and wall
- > Colour: black
- > Weight: 0,6 kg
- > Dimensions (W x D x H): 126 x 75 x 25 mm



1375/859

ATA FXS VOIP INTERFACE, IPERTALK SYSTEM, IP/SIP STANDARD, FOR THE MANAGEMENT OF 16 ANALOG DEVICES

It is a VoIP FXS standard SIP interface that allows you to connect 16 analog extensions (telephones, fax, POS and traditional PBXs) to an iPerTalk IP / PBX or to VoIP Provider (SIP V2 protocol) to directly manage public numbers from analog terminals. Flexible and modular solution, which allows you to add / centralize additional internal either through the company IP network (locally) or the Internet (remotely).

Thanks to the integrated web server it is possible to customize the operating parameters of the device in order to adapt it to the characteristics of the analog terminal that you want to manage.

The device does not require any activity during installation on the iPerTalk system, thanks to the automatic acquisition and configuration of system settings.

- > SIP account: 16 extensions
- > Ports: 16 analog ports
- > Caller (CLI): BELL202, ETSI (V23), NTT (V23-Japan), and DTMF-based CID
- > Telephone interface: RJ11
- > Warning LEDs: Power, device status, extension status
- > Disconnection method: Busy tone, invers. polarity
- > DTMF tones: RFC2833, SIP Info, In-band
- > Fax: T.38 and transparent
- > Voice volume adjustment: YES
- > Web server: YES
- > Multilingual support: NO
- > Network ports: 4x RJ45 10/100Mb
- > Power supply: 230VAC
- > Installation type: table and rack
- > Colour: dark gray
- > Weight: 2.7 kg
- > Dimensions (W x D x H): 440 x 230 x 44 mm



Line VoIP gateway

VOIP GATEWAYS

1375/864

VOIP ATA FXO INTERFACE, IPERTALK SYSTEM, IP/SIP STANDARD, FOR MANAGING UP TO 4 ANALOG LINES

It is a SIP standard VoIP FXO interface, which allows you to connect up to 4 analog lines to an iPerTALK IP/PBX, telephone interfaces that require a telephone line or analog PBX connection to extend its functions. Flexible and modular solution, which allows you to use remote lines from extensions of other offices either via the company IP network (locally) or the Internet (remotely).

Thanks to the integrated web server it is possible to customize the operating parameters of the device in order to adapt it to the characteristics of the analog line that you want to manage.

The terminal does not require any activity during installation on the iPerTALK system, thanks to the automatic acquisition and configuration of system settings.

- > SIP account: 4 lines
- > Ports: 4 analog ports
- > Caller (CLI): BELL202, ETSI (V23), NTT (V23-Japan), and DTMF-based CID
- > Telephone interface: RJ11
- > Alert LED: power, device status, line status
- > Method disconnection: busy tone, invers. polarity
- > DTMF tones: RFC2833, SIP Info, In-band
- > Fax: T.38 and transparent
- > Voice volume adjustment: YES
- > Web server: YES
- > Multilingual support: NO
- > Network ports: 4x RJ45 10/100Mb
- > Power supply: external power. 12VDC/2A
- > Installation type: table
- > Colour: dark gray
- > Weight: 1 kg
- > Dimensions (W x D x H): 242 x 152 x 40 mm



1375/872

VOIP ATA FXO INTERFACE, IPERTALK SYSTEM, IP/SIP STANDARD, FOR MANAGING UP TO 4 ISDN LINES

It is a SIP standard VoIP FXO interface, which allows you to connect 4 ISDN lines (2 ISDN ports) to an IP/PBX. Flexible and modular solution, which allows you to use remote lines from extensions of other offices either via the company IP network (locally) or the Internet (remotely). Thanks to the integrated web server it is possible to customize the operating parameters of the device in order to adapt it to the characteristics of the ISDN line to be managed. The terminal does not require any activity during installation on the iPerTALK system, thanks to the automatic acquisition and configuration of system settings. For installation with third-party IP-PBXs, the SIP parameters can be configured via the device's web interface.

- > SIP account: 4 lines
- > Ports: 2 ISDN ports
- > Caller (CLI): BELL202, ETSI (V23), NTT (V23-Japan), and DTMF-based CID
- > Telephone interface: RJ45
- > Alert LED: power, device status, line status
- > Method disconnection: ISDN protocol
- > DTMF tones: RFC2833, SIP Info, In-band
- > Fax: T.38 and transparent
- > Voice volume adjustment: YES
- > Web server: YES
- > Multilingual support: NO
- > Network ports: 1x RJ45 10/100Mb
- > Power supply: 230VAC
- > Installation type: table and rack
- > Colour: black
- > Weight: 1 kg
- > Dimensions (W x D x H): 200 x 140 x 35.6 mm



Analog telephone interfaces

MAIN FEATURES

	1375/854	1375/859	1375/864	1375/872
> SIP account	4 extensions	16 extensions	4 lines	4 lines
> Ports	4 analog ports	16 analog ports	4 analog ports	2 ISDN ports (TE/NT mode)
> Caller ID (cli)	BELL202, ETSI (V23), NTT (V23-Japan), and DTMF-based CID	BELL202, ETSI (V23), NTT (V23-Japan), and DTMF-based CID	BELL202, ETSI (V23), NTT (V23-Japan), and DTMF-based CID	BELL202, ETSI (V23), NTT (V23-Japan), and DTMF-based CID
> Telephony interfaces	RJ11	RJ11	RJ11	RJ45
> LED light	Power, activity status	Power, activity status	Power, line status	Power, line status
> Disconnect methods	Busy Tone, Polarity Reversal	Busy Tone, Polarity Reversal	Busy Tone, Polarity Reversal	ISDN protocol
> DTMF tones	RFC2833, SIP Info, In-band	RFC2833, SIP Info, In-band	RFC2833, SIP Info, In-band	RFC2833, SIP Info, In-band
> Fax	T.38 and Pass-through	T.38 and Pass-through	T.38 and Pass-through	T.38 and Pass-through
> Voice volume adjustment	YES	YES	YES	YES
> Web server	YES	YES	YES	YES
> Multi-language support	YES	YES	YES	YES
> Ethernet ports	2xRJ45 10/100M	4xRJ45 10/100M	4xRJ45 10/100M	1xRJ45 10/100M
> Power supply	External power supply 12VDC/1A	100-240V, 50-60Hz	External power supply 12VDC/1A	100-240V, 50-60Hz
> Table/wall installation	Table	Table/rack	Table	Table/rack
> Colour	Black	Black/grey	Black/grey	Black
> Dimensions (W x D x H)	126 x 75 x 25 mm 4.96 x 2.95 x 0.98 in	440 x 230 x 44 mm 17.32 x 9.05 x 1.73 in	242 x 152 x 40 mm 9.52 x 5.98 x 1.57 in	200 x 140 x 35.6 mm 7.87 x 5.51 x 1.40 in

Integrated IP telephone and video door phone systems

Advanced functions for the service sector. Intercom management is increasingly an integral part of a corporate telephone system.

iPertalk provides its own range of IP video door phones, optimised for management by the telephone system, which includes Sinthesi Steel modular entry panels, Elekta call modules and VOG monitors.

It also **integrates the CallMe video door phone system App**, which allows both video and telephone calls to be received locally and remotely.

Of course, thanks to the native support of the SIP standard, third-party IP/SIP video door phone devices can also be managed in a similar way to IP/SIP telephone terminals.



In addition to the range of iPerTALK-specific video door phone devices, **the system can also interact with other outdoor stations from Urmet's door phone range**, either through dedicated interfaces or directly, using the IP protocol. In particular: traditional door phone systems (4+N), digital door phone systems (2Voice), analogue and iPerCom telephone intercom systems, based on IP technology.

REFERENCES

INDOOR STATIONS - OUTDOOR STATIONS

1375/821

VIDEO DOOR STATION, SINTHESI STEEL, IPERTALK SYSTEM, 1-BUTTON IP/SIP STANDARD

IP audio and video door station for IPerTalk system, for local and remote intercom video calls on SIP standard. Equipped with 2 call buttons, wide-angle camera, management of 2 locks, input for door open sensor. PoE power supply. 2 Sinthesi Steel modules size (Flush-mounting box, frame and roof are not included). Possibility to increase the number of buttons up to 6, using forms 1158/82 and 1152/84.

- > Supply voltage: 44-57V
- > Maximum absorption in video call @ 48 V: 125 mA
- > Absorption at rest @ 48 V: 70 mA
- > Maximum consumption: 6W Relay contact capacity (C, NC, NO) to activate the door lock release
- > Maximum switchable voltage: 30 V
- > Maximum switchable current: 3.5 A
- > Maximum switchable load: 40 VA 25W
- > Operating temperature: -10 °C ÷ +50 °C
- > Output for electric lock: 12 Vac max 15 VA
- > Dimensions recessed box (supplied) (W x H x D): 118 x 204 x 45 mm



1375/822

VIDEO DOOR STATION, SINTHESI STEEL, IPERTALK SYSTEM, 2-BUTTON IP/SIP STANDARD

IP audio and video door station for IPerTalk system, for local and remote intercom video calls on SIP standard. Equipped with 2 call buttons, wide-angle camera, management of 2 locks, input for door open sensor. PoE power supply. 2 Sinthesi Steel modules size (Flush-mounting box, frame and roof are not included). Possibility to increase the number of buttons up to 6, using forms 1158/82 and 1152/84.

- > Supply voltage: 44-57V
- > Maximum absorption in video call @ 48 V: 125 mA
- > Absorption at rest @ 48 V: 70 mA
- > Maximum consumption: 6W Relay contact capacity (C, NC, NO) to activate the door lock release
- > Maximum switchable voltage: 30 V
- > Maximum switchable current: 3.5 A
- > Maximum switchable load: 40 VA 25W
- > Operating temperature: -10 °C ÷ +50 °C
- > Output for electric lock: 12 Vac max 15 VA
- > Dimensions recessed box (supplied) (W x H x D): 118 x 204 x 45 mm



1375/824

VIDEO CALL MODULE PANEL, ELEKTA STEEL, IPERTALK SYSTEM, IP/SIP STANDARD

Entrance panel with vandal-proof stainless steel front with numeric keypad for video door entry calls, with IP/SIP protocol using the numeric keypad it is possible to: make video calls to at most 6 internal or external destinations or automatic answering relay on the push-button panel.

- > 3.5" color TFT monitor
- > Alphanumeric keyboard with 3 function keys placed under the display
- > Color camera with LED lighting
- > Loudspeaker and microphone
- > 2 relays for activating driveway and pedestrian electric locks
- > IP/SIP protocol
- > 10/100 Mb LAN port
- > Presence detection sensor
- > Mechanical sensor accessory for sabotage alarm
- > Connection for entrance hall button and door open detection sensor Power supply: PoE
- > Dimension: 3 Sinthesi modules (Sinthesi 3-module flush mounting box 1145/53)



Integrated IP telephone and video door phone systems

INDOOR STATIONS - OUTDOOR STATIONS

1375/823*

VIDEO CALL MODULE PANEL, ELEKTA GLASS, IPERTALK SYSTEM, IP/SIP STANDARD

Entrance panel with glass front and numeric keypad, for video door entry calls in IP/SIP protocol.

Using the numeric keypad it is possible to: make video calls to at most 6 internal or external destinations or automatic responders, type numeric codes to obtain activation of the relay border of the push button panel.

- > 3.5" color TFT monitor
- > Alphanumeric keyboard with 3 function keys placed under the display
- > Color camera with LED lighting
- > Loudspeaker and microphone
- > 2 relays for activating driveway and pedestrian electric locks
- > IP/SIP protocol
- > 10/100 Mb LAN port
- > Presence detection sensor
- > Possibility of connecting a mechanical sensor for sabotage alarm
- > Connection for entrance hall button and door open detection sensor
- > PoE power supply
- > Possibility of local power supply in case of connection with optical fiber
- > Dimension 3 Sinthesi modules (Sinthesi 3-module flush mounting box 1145/53)



1375/826

VOG VIDEO DOOR PHONE, 7" TOUCHSCREEN, IPERTALK SYSTEM, IP/SIP STANDARD

The VOG 7" video door phone for iPerTALK (1375/826) is the Urmet monitor compatible with the iPerTALK system, i.e. it has its own system extension, and through which it is possible to manage:

- > Caller identification (CLI)
- > Receive calls from:
 - outdoor stations, both audio and video, both IP and analogue (pure or via telephone intercom interfaces), also in video mode; other VOG 7 monitors, also in video mode; telephone extensions, both audio and video, both IP and analogue, only in audio mode; lines, both public (audio only) and private or in different locations (also video); automatic answering machines
- > Make calls to:
 - outdoor stations, both audio and video, both IP and analogue (pure or via intercom interfaces), also in video mode; other VOG 7 monitors, in video mode; CallMe App, in video mode (visible only on CallMe); telephone extensions, both audio and video, both IP and analogue, in audio mode only; lines, both public (audio only) and private or in different locations (also video); automatic answering machines; IP cameras (auto-on), local and remote
- > Receiving a call transferred from an answering machine or another extension
- > Control the outdoor station and special decoder contacts/relays, both on and off-call.
 - Unlike video telephones, the preview function allows the outdoor station camera to be viewed before the video call is answered.



Additional functions: made/received/missed call log; automatic door opening; access control via MIFARE TAG (presence or transit); call repetition (add. ringer connection); floor call; ringer customisation; ringer volume adjustment; volume adjustment during call; multi-language support; app for management: YnQ, My1067; building automation section for Yokis smart home control, directly via on-board 8-channel radio transmitter.

The terminal does not require any activity during installation on the iPerTALK system, thanks to the automatic acquisition and configuration of system settings.

- > 7" touch screen with 16:9 format (1024x600 pixels)
- > 2 Mp on-board camera
- > 1 SIGNAL LED for notifications
- > Integrated Yokis 8-channel transmitter (8 commands + 4 scenarios)
- > MIFARE key reader
- > Network ports: 1x RJ45 10/100 Mb
- > Power supply through IEEE802.3af PoE
- > Tabletop/wall-mounting installation (table requires accessory)
- > Dimensions (W x D x H): 208 x 134 x 19 mm

*Please contact our sales network to verify product availability.

REFERENCES

ACCESSORIES

1375/701

POE LAYER2 MANAGED SWITCH, IPERTALK, FOR INTEGRATION WITH IPERCOM SYSTEM, WITH 8 PORTS

PoE switch layer2 managed with 8 gigabit ports, which allows the interaction of the iPerTalk system with an iPerCom device or with an iPerCom system. This device is preconfigured in order to be able to manage, on dedicated ports, the various VLANs associated with the iPerTalk and iPerCom subnets.

- > Power supply (external power supply): 230Vac
- > Max consumption: 77.9 W (PoE on) / 4.6 W (PoE off)
- > Ports number: 8
- > Switch Type: PoE, Layer2, Managed
- > Maximum port bandwidth: Gigabit
- > PoE Power Budget: 64W / 30W per PoE port max
- > Protocol supported: QoS, IGMP snooping and IEEE802.3az Energy Efficient Ethernet standard.
- > Installation: table-top and wall-mounted
- > Weight: 0.43 kg
- > Dimensions (W x D x H): 171 x 97.8 x 28.6 mm



1375/702

LAYER2 MANAGED POE SWITCH, IPERTALK, FOR VIDEO DOOR ENTRY SYSTEMS OF THE IPERTALK LINE, WITH 8 PORTS

PoE layer2 managed switch with 8 gigabit ports, which allows direct management from the iPerTalk system of the video intercom devices of the iPerTalk line as system extensions, such as: Sinthesi Steel code 1375/821, Sinthesi Steel code 1375/822, Elekta Steel code . 1375/823, Elekta code 1375/824 and Monitor MAX code 1375/825. This device provides a configuration web interface, through which it is possible to make the settings regarding the VLAN TAG very simply, for the ports dedicated to the video door entry devices.

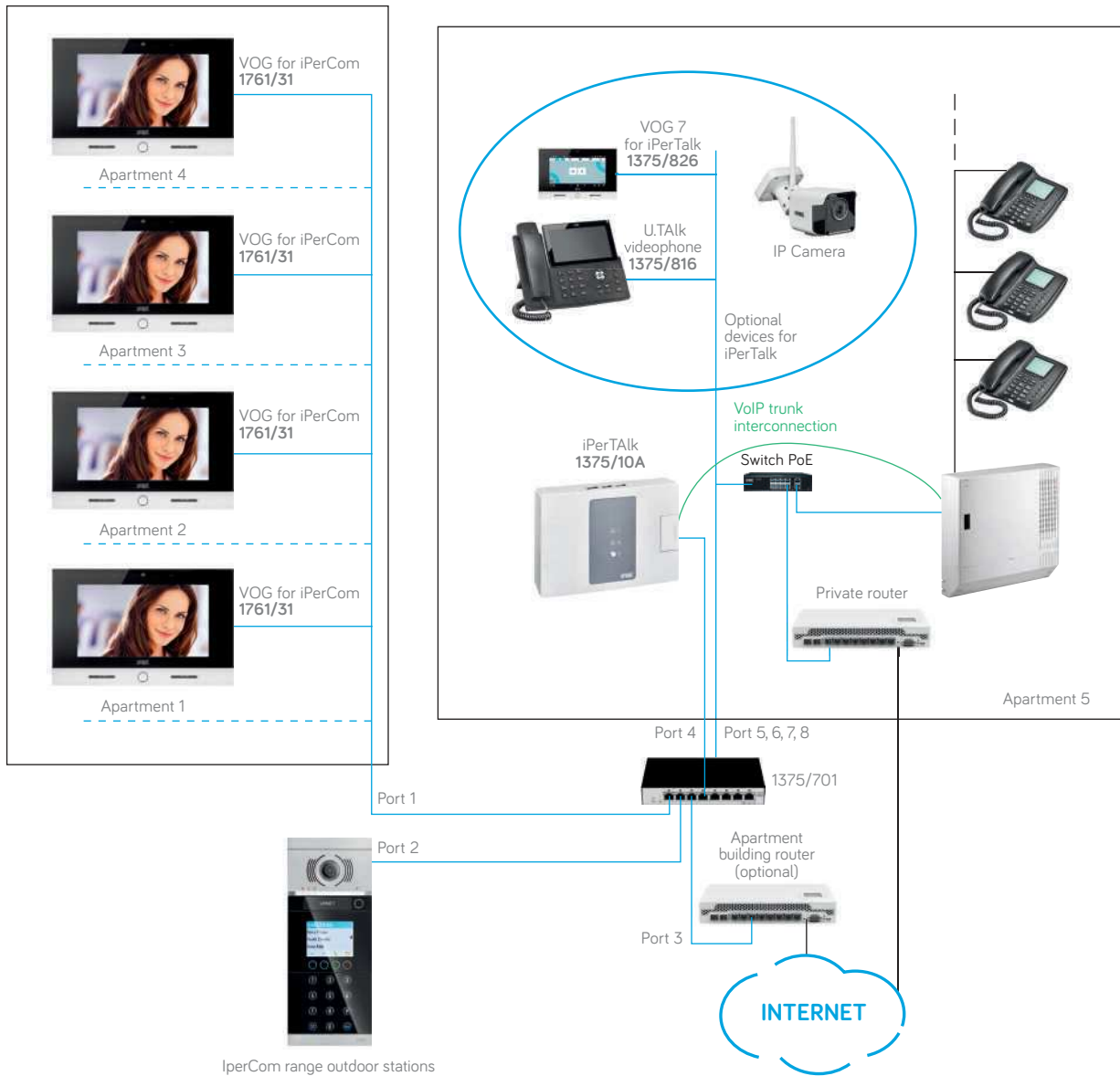
- > Power supply (external power supply): 230Vac
- > Max consumption: 77.9 W (PoE on) / 4.6 W (PoE off)
- > Ports number: 8
- > Switch Type: PoE, Layer2, Managed
- > Maximum port bandwidth: Gigabit
- > PoE Power Budget: 64W / 30W per PoE port max
- > Protocol supported: QoS, IGMP snooping and IEEE802.3az Energy Efficient Ethernet standard.
- > Installation: table-top and wall-mounted
- > Weight: 0.43 kg
- > Dimensions (W x D x H): 171 x 97.8 x 28.6 mm



System diagram IP telephony/video door phone integration



System diagram for iPerTalk/iPerCom integration



iPerCom range outdoor stations

Telephone interfaces

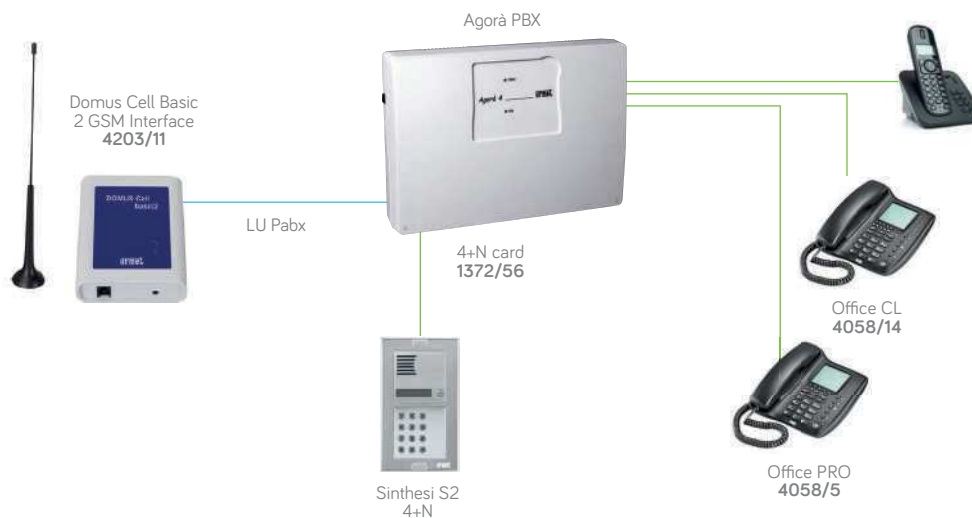
GSM INTERFACES

“Domus Cell Basic 2” GSM connect an analogue or traditional analogue line of a PABX with the mobile

GSM network, thus generating mobile-to-mobile traffic (instead of land line-to-mobile) which allows to save on telephone costs by exploiting better fees.

FEATURES

- > Communicate anytime, anywhere
- > Save money on telephone calls
- > Simple installation
- > Flexible management



REFERENCES

GSM INTERFACES

4203/11

GSM MOBILE NETWORK INTERFACE (900 AND 1800) FOR ANALOGUE EXTENSIONS OR FOR PABX ANALOGUE LINE INPUT

GSM-type telephone line interface device, which allows a telephone or a PABX to be connected to the GSM mobile network (900GHz and 1800GHz) by means of a PSTN line-type input. It provides the "Caller ID" service (Who is it?), DTMF dialing and the possibility of activating the blocking of outgoing calls. Simplified programming from telephone or PC with optional interface device code 4203/50. It is compatible with all Pabx Urmec Agorà series, with iPerTalk and with any analog telephone. The extremely compact size and the separate antenna allow maximum installation flexibility.

- > Power supply: 230Vac with adapter
- > Installation: wall mounted
- > Weight: 105 g (adapter excluded)
- > Dimensions (W x H x D): 94 x 64 x 29 mm (antenna excluded)



4203/50

USB PC INTERFACE TO CONFIGURE GSM DOMUS CELL INTERFACE, THROUGH DEDICATED SOFTWARE

Optional interface card useful for configuring the operating parameters of the Domus Cell Basic 2 device (code 4203/11) and for obtaining additional information on the device itself and on the GSM network to which it is connected. To access the Domus Cell Basic 2 device, you need to install the configuration application software on the PC and connect the PC with the Domus Cell Basic 2 device via RJ11 / USB connector.



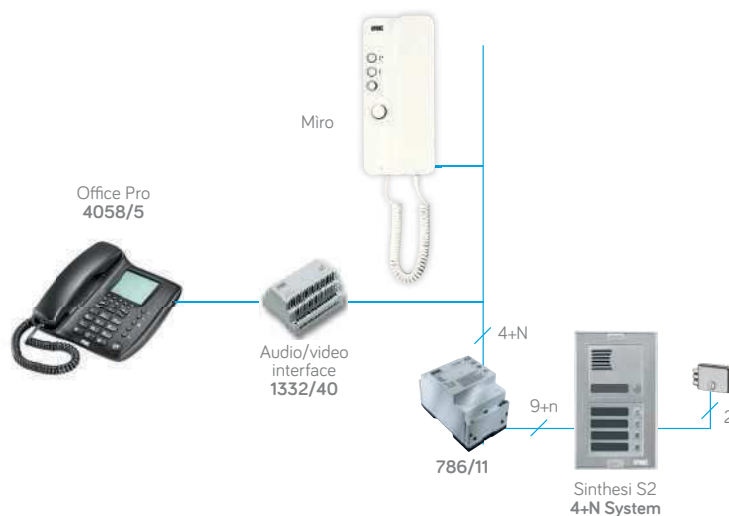
Telephone interfaces

DOOR PHONE/INTERFACES

These devices allow telephone-type communication between the telephone and the door phone outdoor station, with the possibility of opening the access points connected to it. In offices as well as inside the house, it is particularly convenient to manage both telephone and door phone calls using a single terminal, the telephone terminal, both for reasons of desk space and mobility, thanks to the use of

cordless telephones from anywhere in the home - garden, terrace or attic.

Another example of application concerns the management of the on-call function (pharmacies, doctor surgeries, professional offices) thanks to the possibility, by connecting it to any PBX or directly to an analogical telephone line, to transfer/extend the door phone call on public numbers, both fixed and mobile, through the traditional analogical line or GSM, if the GSM Domus Cell (4203/11) interface is used.



REFERENCES

AUDIO-VIDEO INTERFACES

1083/87

ANALOGUE INTERFACE FOR INTERNAL PABX CONNECTION FOR 2VOICE SYSTEM

The door phone interface Ref. 1083/87 allows connection of a 2Voice system to a PBX analogue extension input or to a PSTN analogue telephone line. This device allows managing a door phone call from a call station directly via a telephone. Using DTMF codes, it is possible to: answer an audio door phone call, open the door, open the driveway and send activation codes to a special decoder.

- > Supply voltage (LINE IN): 36 ÷ 48 V
- > Power consumption (LINE IN): @ 48 V
- > Standby mode: max 15 mA
- > Operation: max 40 mA
- > Operating temperature: -5 °C ÷ + 45 °C
- > Dimensions (W x H x D): 71 x 60 x 90 mm (4 DIN modules)



TELEPHONE LOUDSPEAKING UNIT

This is a Sinthesi S2 module device with a 1 or 2 button basic configuration and 4 expansion buttons. It may be used as a normal analogue extension connected to a PABX and may be directly connected also to a GMS interface for monitoring remote accesses.

The installation structure and the many available functions make it particular flexible and suited for applications in places hands-free conversation and reception is needed, e.g.: sterile rooms, outside, safety environments, etc. Furthermore, a wide variety of applications are possible using two relays: management of two locks, one camera, a light or a bell.

REFERENCES

TELEPHONE LOUDSPEAKING UNITS

1148/1

TELEPHONIC ANALOG ENTRY PANEL, SINTHESI S2, 1 BUTTON

Independent intercom device that allows you to connect the intercom entry panel directly to an analog input of a PBX. Base module equipped with 1 button (expandable up to 64 buttons using the expansion accessory with 4 call buttons code 1148/4), each of which can be associated with 2 numeric destinations of 24 digits (for day / night service or sequential call), 2 independent and configurable actuator relays, each of which can be associated with up to 6 lock release codes, configurable in 8 different operating modes (e.g. lighting, sequential opening, for additional bell, gradual door opening). Also expandable using the numeric keypad accessory cod. 1148/6, which allows the entry of access codes or public telephone numbers or of the extensions of a PBX. Main functions: self-activation, two two-digit codes to end the conversation, two codes to activate the outputs via telephone by means of 1 pulse and two codes by means of 2 impulses, automatic answer to incoming call with variable number of rings, possibility to configure the time before to hang up if a new selection is made, two codes to deactivate the intercom system from the telephone, self-power supply, tag lighting from external power supply. Loudspeaker and microphone volume adjustment, and the possibility of adapting the electronic volume without having to open the front panel. Easy HW configuration via DIP switch, and software programming from telephone via DTMF tones (also remotely, with telephone call to the Sinthesi S2 module) and from PC via dedicated software and USB interface (1148/9). Access to programming with password.



- > 1 call button
- > 2 independent relays
- > 2-wire connection, via RJ11 connector
- > Front treatment: anodized aluminum
- > Module size (W x H): 90 x 90 mm
- > Degree of protection: IP42 Voltage / current min.
- > Power supply: via telephone line (18Vdc / 18mA)
- > Tag size (W x H): 67 x 12.5 mm
- > Tag lighting power supply: 12Vdc / 10-12Vac
- > Max current illumination: 300mA



Telephone interfaces

TELEPHONE LOUDSPEAKING UNITS

1148/2

TELEPHONIC ANALOG ENTRY PANEL, SINTHESI S2, 2 BUTTONS

Independent intercom device that allows you to connect the intercom entry panel directly to an analog input of a PBX. Base module equipped with 2 buttons (expandable up to 64 buttons using the expansion accessory with 4 call buttons code 1148/4), each of which can be associated with 2 numeric destinations of 24 digits (for day / night service or sequential call), 2 independent and configurable actuator relays, each of which can be associated with up to 6 lock release codes, configurable in 8 different operating modes (e.g. lighting, sequential opening, for additional bell, gradual door opening). Also expandable using the numeric keypad accessory cod. 1148/6, which allows the entry of access codes or public telephone numbers or of the extensions of a PBX.

Main functions: self-activation, two two-digit codes to end the conversation, two codes to activate the outputs via telephone by means of 1 pulse and two codes by means of 2 impulses, automatic answer to incoming call with variable number of rings, possibility to configure the time before to hang up if a new selection is made, two codes to deactivate the intercom system from the telephone, self-power supply, tag lighting from external power supply. Loudspeaker and microphone volume adjustment, and the possibility of adapting the electronic volume without having to open the front panel. Easy HW configuration via DIP switch, and software programming from telephone via DTMF tones (also remotely, with telephone call to the Sinthesi S2 module) and from PC via dedicated software and USB interface (1148/9). Access to programming with password.

- > 2 call buttons
- > 2 independent relays
- > 2-wire connection, via RJ11 connector
- > Front treatment: anodized aluminum
- > Module size (W x H): 90 x 90 mm
- > Degree of protection: IP42
- > Voltage / current min. - Power supply: via telephone line (18Vcc / 18mA)
- > Tag size (W x H): 67 x 12.5 mm
- > Tag lighting power supply: 12Vdc / 10-12Vac
- > Max current illumination: 300mA

Supplied without flush-mount box, frame and module holder.



1148/4

TELEPHONIC ANALOG ENTRY PANEL, SINTHESI S2, 4 BUTTONS

4-button expansion module to be connected to door units ref. 1148/1 or ref. 1148/2 or to an earlier expansion module ref. 1148/4 (via supplied cable) for up to 64 buttons.

Possibility of assigning 2 24-digit telephone numbers to each button, to differentiate the destination in day and night mode or for sequential calls or for sequential calls to two telephone destinations.

Same features of ref. 1148/2.

- > 4 call buttons



1148/6

SINTHESI S2 ADDITIONAL MODULE FOR TELEPHONE ENTRY PANEL FOR NUMERIC KEYPAD

Additional numeric keypad module to be connected to the main units ref. 1148/1 or ref. 1148/2 to call an internal extension, or a speed dial either by typing the corresponding telephone number or by typing 2 digits, between 01 and 99, corresponding to the position in the address book of the same extension, or it allows you to operate an electric lock by entering a code up to 6-digit.

- > 12 buttons: 0..9, open, send call
- > Front treatment: anodized aluminum
- > Module size (W x H): 90 x 90 mm
- > Degree of protection: IP42
- > Power supply: from main module



1148/9

USB PROGRAMMING INTERFACE FOR PC, FOR SINTHESI S2 TELEPHONE EXTERNAL UNIT

Optional USB interface card useful for programming Sinthesi S2 telephonic intercom entry panels.

The configuration software and USB drivers for the recognition of the interface by the PC can be downloaded from the download area of the Urmet website.

- > USB cable, for connection to PC
- > Requires PC programming software
- > Power supply from USB port



Surge protections, filters and system accessories

SURGE PROTECTIONS AND FILTERS

1382/80

POWER SUPPLY PROTECTION WITH EMI FILTER, VISUAL INDICATOR SIGNALLING CORRECT OPERATION AND MANUAL RESET BUTTON

The protection device is a PBX accessory which is triggered in case of a dangerous current due to overvoltage and interferences on the power supply.

The protection device must be installed on the power supply line upstream the system to be protected.

It has a visual indicator signalling correct operation and a reset button in the event of a manual intervention.

Device with EMI filter manufactured in accordance with European standards EN61643-11/A11.

- > Max. current: 2A
- > Max. load: 400 VA
- > Installation: wall-mount or DIN rail, 2 modules
- > Dimensions (W x H x D): 36 x 103 x 57 mm



1382/85

POWER SUPPLY SURGE OR ATMOSPHERIC EVENT PROTECTION

The protection device is a PBX accessory which is triggered in case of overvoltage, typically generated by atmospheric events or interferences on the power supply. The protection device must be installed on the power supply line upstream the system to be protected. For maximum effectiveness, we recommend using it in combination with the UTD 1382/80 mains filter for their complementary action.

Device designed and manufactured in accordance with European standards EN61643-11/A11.

- > Device designed and manufactured in accordance with European standards EN61643-11/A11.
- > Test class: 3
- > Installation: surface wall-mount or DIN rail, 2 modules
- > Dimensions (W x H x D): 36 x 90 x 57 mm



1382/81

OVERVOLTAGE AND INTERFERENCE TELEPHONE LINE PROTECTION, FOR 1 ANALOGUE TELEPHONE LINE

The protection device is a PBX accessory which is triggered in case of a dangerous current due to overvoltage and interferences from the telephone line. The 1382/81 device can handle one telephone line or one analogue extension output.

For maximum effectiveness, the protection must be installed on the telephone line in the vicinity of the PABX. More generally, it must be placed upstream all urban lines and internal extensions which have a passage outside the building or are connected to electrical equipment such as fax machines, modems, answering machines, cordless telephones, etc.

Device designed and manufactured in accordance with European standards EN61643-21/A1.

- > Capacity: 1 analogue telephone line
- > Installation: surface wall-mount or DIN rail, 2 modules
- > Dimensions (W x H x D): 36 x 103 x 57 mm



1382/82

TELEPHONE LINE PROTECTION AGAINST OVERVOLTAGES AND LINE DISTURBANCES, FOR 2 ANALOG TELEPHONE LINES

Same features of ref. 1382/81 but for 2 analog telephone line.



1382/21

OVERVOLTAGE AND INTERFERENCE TELEPHONE LINE PROTECTION AND ADSL 2+ FILTER, FOR 1 ANALOGUE TELEPHONE LINE

The protection device is a PBX accessory which is triggered in case of a dangerous current due to overvoltage and interferences from the telephone line in case of Voice analogue line and with standard ADSL data access. The device features terminals for a PSTN telephone line input and outputs to the telephone or PABX and for the ADSL modem.

For maximum effectiveness, the protection must be installed on the telephone line in the vicinity of the PABX.

The device is designed and manufactured in accordance with European standards EN60950, EN60529, EN55022-024, ITU-T K21, ETSI TS101-952-1-1.

- > Installation: surface wall-mount or DIN rail (2 modules)
- > Dimensions (W x H x D): 36 x 104 x 75 mm



Surge protections, filters and system accessories

SYSTEM ACCESSORIES

4850/1

SUPPLEMENTARY WALL-MOUNTED ELECTRONIC RINGER, POWER SUPPLY FROM TELEPHONE LINE

Additional electronic telephone ringtone ideal for installation in noisy or large environments, thanks to its high acoustic performance (greater than 100dB at 1 m.) and the ability to customize both the volume and the type of ring, thanks to the 3 selectable sound frequencies.

The connection of the device to the telephone line or to the input for the analogue branch of the PABX can be made through an RJ11 plug or terminals. The device requires installation with wall fixing or on 502 or higher flush-mounted boxes, and does not require an accessory for power supply, as it is powered by the telephone line or by the PABX extension input.

- > Power supply: direct from telephone line
- > Adjustable volume Sound frequency: selectable (3)
- > Noise level: 100dB at one meter. (in relation to frequency)
- > Call voltage: 30-120Vac
- > Installation: wall mounted, compatible with 502/503 boxes Dimensions (W x H x D): 145 x 101 x 42 mm



2841/1

ELECTROMECHANICAL RINGER, WITH METAL BELL DIAMETER 120 MM, 60V POWER SUPPLY

Badenia bell ringer suitable for repeating the telephone call ring in particularly noisy or extended environments.

The device is supplied complete with support for wall installation. It requires a 60V ac power supply and must be connected to the UTD 821 telephone call repeater device.

- > Power supply: 60 VAC, 50 Hz
- > Diameter: 120 mm
- > Sound level: 93 dBA @ 1m
- > Installation: wall mounted



821

TELEPHONE ANALOG CALL REPEATER, FOR CONNECTION TO 10-12 VAC OR 60 VAC ELECTROMECHANICAL BELL

The telephone call repeater device is an accessory that allows you to connect one or more bell ringtones, in order to spread the call ring in particularly noisy or large environments. In input to the device, the following can be connected: a telephone line or an input for the internal extension of PABX, or an intercommunicating device, both at 10-12V AC and at 6V AC. The device generates a call at 50Vac (at 50Hz) and it is possible to connect up to 5 UTD 2841/1 (in parallel) or UTD 2841/2 (in series) bells to it.

- > Input for telephone line or for an internal extension of PABX
- > Input for an intercommunicating device at 10-12V ac input for an intercommunicating device at 6V ac
- > Power supply: 230 Vac
- > Installation: on DIN bar (7 modules)



Intercom



FEATURES

- > Communications run on the electric wire
- > Intercom power line communication device for establishing communications between devices.

REFERENCES

SYSTEM ACCESSORIES

8202/1

INTERCOM DEVICE WITH CONVEYED WAVES WITH 2 CONVERSATION CHANNELS, GRAY COLOR

Intercom device with conveyed waves with two conversation channels, which allows conversation between two or more rooms or zones, using the 230Vac electricity distribution cables for interconnection between the various devices. It is therefore sufficient to insert the plug of an Intercom device into a normal power socket to communicate with the other Intercom devices connected to the same network and on the same phase. The package includes only one device.

- > Number of simultaneous channels: 2
- > Power supply: 230Vca 50Hz
- > Installation: table support
- > Dimensions (W x H x D): 140 x 140 x 42 mm
- > Weight: 450 g



8203/1

INTERCOM DEVICE WITH CONVEYED WAVES WITH 3 CONVERSATION CHANNELS, GRAY COLOR

Intercom device with conveyed waves with three conversation channels, which allows conversation between two or more rooms or zones, using the 230Vac electricity distribution cables for interconnection between the various devices. It is therefore sufficient to insert the plug of an Intercom device into a normal power socket to communicate with the other Intercom devices connected to the same network and on the same phase. The package includes only one device.

- > Number of simultaneous channels: 3
- > Power supply: 230Vca 50Hz
- > Installation: table support
- > Dimensions (W x H x D): 140 x 140 x 42 mm
- > Weight: 450 g



Code index

Code	P.	Code	P.	Code	P.	Code	P.	Code	P.
725/640	128	1060/86	73, 142	1088/41	173	1158/21	69	1168/131	46
725/701	129	1060/633	189	1088/42	173	1158/22	69	1168/132	46
725/702	129	1060/634	189	1088/45	173	1158/41	74	1168/140	46
725/710	129	1060/643	189	1088/46	176	1158/42	74	1168/141	46
725/711	129	1060/644	189	1088/47	173	1158/43	74	1168/142	46
725/721	129	1060/74	141	1088/48	176	1158/44	74	1168/100	53
725/722	129	1072/59	153	1088/50	177	1158/45	73	1168/101	53
786/11	145	1083/8	114, 128	1088/53	177, 179	1158/46	73	1168/102	53
786/15	145	1083/14	71	1088/55	168, 179	1158/47	73	1168/103	53
788/22	151	1083/17	94, 71, 136	1088/60	176	1158/48	73	1168/104G	53
788/51	151	1083/19	93	1088/200	171, 179	1158/50	70	1168/105G	53
788/52	151	1083/24	41	1088/301	179	1158/59	70	1168/130G	47
788/54	151	1083/26	89	1088/302	179	1158/61	75	1168/130W	48
788/58	151	1083/28	89	1092/802	179	1158/62	75	1168/131G	47
789/3	145	1083/38	52	1122/4	199	1158/63	75	1168/131W	48
789/5B	145	1083/39	52	1122/31	200	1158/64	75	1168/132G	47
821	316	1083/48	52	1122/601	201	1158/74	71, 94, 114	1168/132W	48
824/500	114	1083/50	137	1125/50	73, 95	1158/82	70	1168/140G	47
925/020	128	1083/53	136, 195	1125/52	190	1158/84	70	1168/140W	48
925/022	128	1083/55	137	1125/53	53	1158/611	76, 98	1168/141G	47
925/024	128	1083/64	71	1128/500	114, 128	1158/612	76, 98	1168/141W	48
925/026	128	1083/69	138	1130/11	35	1158/613	76, 98	1168/142G	47
925/028	128	1083/74	93	1130/16	35	1158/614	76, 98	1168/142W	48
925/101	127	1083/76	137	1130/65	35	1158/624	76, 98	1168/311	56
925/102	127	1083/78	93	1145/51	54, 74, 96	1158/626	76, 98	1168/312	56
925/103	127	1083/80	138, 193,	1145/52	54, 74, 96	1158/639	76, 98	1168/313	56
925/104	127		195	1145/53	54, 74, 96	1160/3	30	1168/314	56
925/105	127	1083/83	38	1145/54	54, 74, 96	1168/1	49	1168/401	55
925/106	127	1083/87	137, 312	1145/67	70, 93	1168/1G	50	1168/611	57
925/107	127	1083/88	41	1145/500	70, 93, 114	1168/4	52	1168/612	57
925/108	127	1083/92	137	1148/1	313	1168/8	52	1168/613	57
925/204	127	1083/94	137	1148/2	314	1168/11	46	1168/614	57
925/206	127	1083/17	129	1148/4	314	1168/11G	47	1168/624	57
925/208	127	1083/19	114	1148/6	314	1168/11W	48	1168/626	57
925/210	127	1083/20A	136	1148/9	314	1168/12	46	1168/639	57
925/212	127	1083/23	136	1148/13	92	1168/12G	47	1168/800	53
925/214	127	1083/41A	136	1148/14	92	1168/12W	48	1168/801	53
925/216	127	1083/58A	41, 195	1148/18	92	1168/13	46	1168/802	53
925/218	127	1083/59	138	1148/20	91	1168/13G	47	1183/5	29
925/220	127	1083/75	137	1148/21	91	1168/13W	48	1183/7	30
925/222	127	1086/11	160	1148/22	91	1168/14	46	1183/603	185
925/224	127	1086/16	160	1148/32	91	1168/14G	47	1183/622	183
925/228	127	1086/22	160	1148/34	91	1168/14W	48	1375/6	289
925/611	128	1086/25	161	1148/45	95	1168/17	53, 136	1375/7	289
925/612	128	1086/26	162	1148/46	95	1168/24	46	1375/9	289
1032/81	152	1086/27	162	1148/47	95	1168/24G	47	1375/10A	289
1035/67	114, 128	1086/46	160	1148/48	95	1168/24W	48	1375/11A	290
1035/25	128, 129	1086/205	163	1148/50	92	1168/28	46	1375/12A	290
1039/44	141	1086/210	163	1148/59	92	1168/28G	47	1375/13A	291
1054/4	269	1086/220	163	1148/61	97	1168/28W	48	1375/14A	291
1054/5	267	1086/225	161	1148/62	97	1168/45	49, 190	1375/201	288
1054/6	269	1086/226	161	1148/63	97	1168/45G	50	1375/204	288
1054/7	267	1086/227	161	1148/64	97	1168/45W	51	1375/211	288
1054/8	267	1086/250	163	1148/311	77, 99	1168/46	49, 190	1375/214	288
1054/9	269	1086/300	163	1148/312	77, 99	1168/46G	50	1375/241	288
1054/10	269	1086/330	162	1148/313	77, 99	1168/48	49	1375/244	288
1054/15	235	1086/331	162	1148/314	77, 99	1168/48G	50	1375/251	288
1054/17	235	1086/336	162	1148/324	77, 99	1168/48W	51	1375/254	288
1054/18	235	1086/341	162	1148/326	77, 99	1168/49	49	1375/260	289
1054/101	217	1086/351	162	1148/339	77, 99	1168/49G	50	1375/270	289
1054/102	217	1086/446	162	1150	29	1168/50	49	1375/301	288
1060/1	142	1086/651	163	1150/1	29	1168/50G	50	1375/304	288
1060/17	89	1086/652	163	1150/35	29	1168/50W	51	1375/309	288
1060/21	67	1087/1	165	1150/50	31	1168/51	49	1375/311	288
1060/23	89	1087/2	165	1150/51	31	1168/51G	50	1375/314	288
1060/33	65	1087/4	177, 179	1150/55	31	1168/59	49	1375/321	288
1060/34	65	1088/1	167	1150/301	187	1168/59G	50	1375/324	288
1060/37	142	1088/2	168	1150/302	187	1168/59W	51	1375/329	288
1060/41	141	1088/3	173	1158/11	69	1168/61	55	1375/331	288
1060/43	142	1088/12	168	1158/12	69	1168/62	55	1375/334	288
1060/48	52, 141	1088/34	177, 179	1158/13	69	1168/63	55	1375/340	289
1060/74	72	1088/35	177, 179	1158/14	70	1168/64	55	1375/701	307
1060/84	141, 190	1088/40	177, 179	1158/20	69	1168/130	46	1375/702	307

Code	P.	Code	P.	Code	P.	Code	P.	Code	P.
1375/803	293	1761/6	19	5454056	275	PT2121/208	112	PT5121/212	125
1375/804	293	1761/15	17	5454060	273	PT2121/210	112	PT5121/214	125
1375/806	293	1761/16	17	5454061	276	PT2121/212	112	PT5121/216	125
1375/808	294	1761/31	13	5454062	278	PT2121/214	112	PT5121/218	125
1375/809	294	1761/33	13	5454071	280	PT2121/216	112	PT5121/220	125
1375/812A	294	1783/69	138	5454072	251, 257,	PT2121/218	112	PT5121/222	125
1375/816	295	1783/705	185		280	PT2121/220	112	PT5121/224	125
1375/817	295	1783/706	186	5454073	251, 257,	PT2143/101	112	PT5121/226	125
1375/821	305	1783/707	185		280	PT2143/102	112	PT5121/315	125
1375/822	305	1783/724	183	5454074	280	PT2143/103	112	PT5121/321	125
1375/823	306	1783/725	183	5454075	280	PT2143/104	112	PT5121/327	125
1375/824	305	1783/729	185	5454076	280	PT2143/105	112	PT5121/333	125
1375/826	306	1783/733	184	5454079	235, 261,	PT2143/106	112	PT5121/339	125
1375/854	301	1783/734	183		266, 281	PT2185/101	112	PT5121/430	125
1375/859	301	1783/739	185	5454080	231, 264	PT2185/102	112	PT5121/432	125
1375/864	302	1783/748	183	5454081	281	PT2191/208	117	PT5121/436	125
1375/872	302	1783/758	183	5454083	235, 251,	PT2191/210	117	PT5121/440	125
1382/21	315	1783/824	184		266	PT2191/212	117	PT5121/444	125
1382/80	315	1783/833	184	5454084	235, 251,	PT2191/214	117	PT5121/448	125
1382/81	315	1783/858	183		266	PT2191/216	117	PT5121/452	125
1382/82	315	1783/723	184	5454085	235, 251,	PT2191/218	117	PT5121/456	125
1382/85	152, 315	1784/1	67		266	PT2191/220	117	PT6119R/100	123
1708/2	27	1784/2	67	5454087	231, 264	PT2193/101	117	PT6119S/100	123
1708/955	27	1784/3	65	5454090	279	PT2193/102	117	PT6121R/208	121
1717/21	21	1784/4	65	5454350	274	PT2193/103	117	PT6121R/210	121
1717/52	12, 13, 190	1784/45	65, 67	5454351	277	PT2193/104	117	PT6121R/212	121
1719/1	25	1784/700	186	5454356	275	PT2193/105	117	PT6121R/214	121
1722/55	199	1784/716	193	5454360	274	PT2193/106	117	PT6121R/216	121
1722/58A	41, 199	1784/726	193	5454361	277	PT2195/101	117	PT6121R/218	121
1722/88	199	1784/761	194	5454413	260	PT2195/102	117	PT6121R/220	121
1722/93	198	1784/762	195	5454414	260	PT2716R/100	115, 119	PT6143R/101	121
1722/94	198	1784/773	194	5454427	261	PT2716S/100	115, 119	PT6143R/102	121
1723/22	193, 197	1784/781	194	5454428	261	PT2719R/100	115, 119	PT6143R/103	121
1723/46	65, 67, 190	1784/782	195	5454430	262	PT2719S/100	115, 119	PT6143R/104	121
1723/50	67, 193, 195, 197, 199	1810/40	114	5454431	262	PT2721/208	113	PT6143R/105	121
		2841/1	316	5454432	263	PT2721/210	113	PT6143R/106	121
1723/51	197	4203/11	311	5454433	264	PT2721/212	113	PT6185R/101	121
1723/52	23, 25	4203/50	311	5454434	263	PT2721/214	113	PT6185R/102	121
1723/60	197	4850/1	316	5454457	248	PT2721/216	113	PT6719R/100	123
1723/69	197	8202/1	317	5454462	246	PT2721/218	113	PT6719S/100	123
1723/95	196	8203/1	317	5454463	246	PT2721/220	113	PT6721R/208	122
1723/96	196	9000/230	152, 179	5454464	247	PT2743/101	113	PT6721R/210	122
1723/97	197	9854/43	153, 199	5454465	247	PT2743/102	113	PT6721R/212	122
1723/100	197	9854/55	33	5454467	250	PT2743/103	113	PT6721R/214	122
1723/102	197	9854/56	31, 35	5454468	251	PT2743/104	113	PT6721R/216	122
1740/40	33	9854/58	33, 35, 41	5454469	252	PT2743/105	113	PT6721R/218	122
1740/90	33	4820390	228	5454470	252	PT2743/106	113	PT6721R/220	122
1740/92	33	4820391	229	5454475	253	PT2785/101	113	PT6736R/100	123
1740/955	33	4820392	229	5454476	253	PT2785/102	113	PT6736S/100	123
1741/1	23	4820394	230	5454479	249	PT2791/208	118	PT6743R/101	122
1742/13A	94, 129	4820395	230	5454491	238	PT2791/210	118	PT6743R/102	122
1748/40	94	4820396	231	5454495	239	PT2791/212	118	PT6743R/103	122
1748/83	94	4820397	231	5454497	268	PT2791/214	118	PT6743R/104	122
1748/92	94	4820398	233	5454521	268	PT2791/216	118	PT6743R/105	122
1750/1	29	4820399	234	5454523	268	PT2791/218	118	PT6743R/106	122
1750/50	31	4820400	234	5454554	279	PT2791/220	118	PT6785R/101	122
1750/51	31	4820401	232	5454556	268	PT2793/101	118	PT6785R/102	122
1750/52	199	4820402	232	5454600	265	PT2793/102	118		
1750/60	199	4820403	233	5454601	265	PT2793/103	118		
1750/92	31	4820404	221	5454602	266	PT2793/104	118		
1758/40	72	4820406	221	5454801	258	PT2793/105	118		
1758/83	72	4820407	222	5454805	281	PT2793/106	118		
1758/91	72	4820408	225	5454806	281	PT2795/101	118		
1758/107	71	4820409	227	5454807	281	PT2795/102	118		
1758/108	71	4820410	219	5454811	254	PT5121/101	125		
1760/6	19	4820411	218	5454812	255	PT5121/102	125		
1760/15	16	4820415	229	5454813	255	PT5121/105	125		
1760/16	16	4820432	219	5454815	256	PT5121/106	125		
1760/31A	12	4820436	222	5454816	256	PT5121/108	125		
1760/33A	12	4820438	223	5454817	257	PT5121/204	125		
1760/52	16, 17, 19, 193, 195	5454050	273	5454818	257	PT5121/206	125		
		5454051	276	PT2119R/100	115, 119	PT5121/208	125		
1760/61	12, 13, 190	5454052	278	PT2119S/100	115, 119	PT5121/210	125		

Sales network

For assistance and information about Urmet products and systems you can scan this QR code with your smartphone or visit www.urmet.com >> Contacts >> Export Sales Network



All Urmet products bear the  mark

Urmet S.p.A. reserves the right to make changes to its products at any time without prior notice.

www.urmet.com
info@urmet.com

2Voice, IPerCom, IPerTalk, Agorà, Alpha, CallMe, Sinthesi Steel, Sinthesi S2, Elekta Steel, Exigo, Mikra2, Mikra Plus, Mikra Digital, VOG, Basic, Max 10, vModo, Miro, Nexo2, Signo, Duo, Urmet Cloud are registered trademarks of Urmet S.p.A.

Graphic layout: Anna Vagnone Design - Turin, Italy
Printed by: Logo S.r.l. - Borgoricco - (PD), Italy

Printed in **January 2024**.

SECURITY CATALOGUE

For video surveillance and anti-intrusion systems, see Urmet's Security catalogue. Find out the variety of our solutions also at www.urmet.com.

