




**Plana Up.**  
Natural evolution




## Natural evolution of **PLANA**

- > **Harmonious design**  
Understated silhouettes and graceful curves craft a delicate profile, perfectly balancing controls and cover plate. This design effortlessly blends into any setting.
- > **13 exclusive colours**  
Contemporary finishes and colours that stylishly adapt to diverse living spaces, perfectly capturing the latest interior design trends.
- > **New functions**  
Axial and rocker controls with pinpoint LED backlighting, flush-fitting P40 universal socket outlet and Quid relay push button.
- > **Always connected**  
Technology that integrates with functional discretion, high-performance solutions for smart buildings. Easy remote control of spaces.
- > **Plana: an icon of reliability**  
Guaranteeing quality, safety, and installation continuity, Plana evolves while keeping its fundamental values intact.

**100%**  
**PLANA**  
VIMAR

## The new design of Plana Up. Contemporary and minimalistic.

**The sleek design of Plana Up makes its simple shape its star feature.** Compact volumes, clean-cut silhouettes and seamless surfaces define a discreet and sophisticated language, conceived to enhance interior architecture. This elegant and contemporary minimalism translates into an innate versatility, capable of naturally interpreting any interior design style.



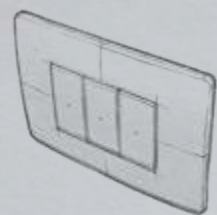
### Harmonious curves and sleek silhouettes

Minimalistic and contemporary design, clean-cut silhouettes for a discreet elegance




### Surface continuity and minimalistic profile

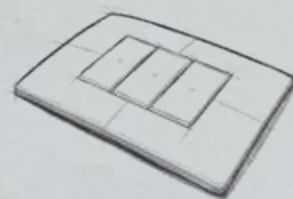
Balancing shape and function, which effortlessly blends into any setting



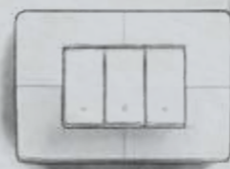
**SURFACE  
CONTINUITY**



**MINIMALISTIC  
PROFILE**



**HARMONIOUS  
CURVES**



**SLEEK SILHOUETTES  
AND PINPOINT LEDS**

## A new personality for a distinctive range.

Plana UP is more than a restyling; it is the natural evolution that projects a Vimar "classic" into the future of design Made in Italy. It has been renewed with a broad, high-performance range and modern aesthetics, all without sacrificing quality and reliability, while guaranteeing new functions for systems that are increasingly complete and integrated into diverse environments.



> **NEW ROCKER CONTROL**

The rocker control is enhanced by the backlighting, which defines its new aesthetics: visible yet discreet, and designed to simplify and guide everyday actions.

> **NEW AXIAL CONTROL**


Perfectly integrated with the cover plate, the new axial buttons create a unique and continuous surface, an expression of compactness and elegant discretion.

> **NEW FLUSH-FITTING UNIVERSAL SOCKET OUTLET**

Pure silhouettes and seamless surface, flatness becomes an element of style. Thanks to Vimar's patented mechanism, the new socket outlet will not jam and maintains consistently smooth operation.

## Styling innovation for a renovated personality.

The Plana series has evolved with aesthetics in keeping with contemporary interior design trends. We invite you to discover all the new features that enhance its value.




New!

### New controls



#### ROCKER CONTROL


A minimalistic and modern design: the rocker control stands out for the elegance of its silhouettes and the new pinpoint LED backlighting that lends it character and personality.



#### AXIAL CONTROL

Designed to blend in seamlessly with the cover plate, it offers a perception of continuity and formal cleanliness, expressing a sober and refined style that can be customised with the new pinpoint LED backlighting.

### New pinpoint LED backlighting



> Even when off, the pinpoint backlighting characterises the new design of the controls. The signalling units available in the catalogue are now embellished with the new warm white light version, capable of bringing to mind the comfort of Plana: easily noticeable when on, yet always delicate and never intrusive.

### New flush-fitting P40 socket outlet



> The new flush-fitting P40 socket outlet combines design with high performance, integrating the **SICURY patent** to guarantee the utmost safety and flawless functionality every time a plug is inserted, regardless of the plug type. This results in a perfectly flush finish with the cover plate and smooth operation that is always consistent and **jam-free**, thanks to **Vimar's patented mechanism**.

**Guaranteed continuity.** Plana Up is immediately integrated, 100% compatible with the current Plana range.

The new Plana Up range is completely compatible with existing articles, a distinctive feature that ensures simple installation and perfect integration. The innovations introduced have been designed to guarantee functional continuity, thanks to the full compatibility of the new devices with the current mounting frame.

Only more opportunities for your job!

Plana Up expands the potential of your system: alongside traditional functions, it introduces new solutions for superior performance and advanced management. Plana remains **the most complete series on the market by number of functions.**

**CHOOSE THE IDEAL COVER PLATE FOR YOUR INSTALLATION**

**PLANA UP**  
Update your system!  
The cover plates are compatible with the existing mounting frames.  
No masonry work required.

**PLANA**

**MORE SOLUTIONS WITH PLANA AND PLANA UP. THE MOUNTING FRAME ALWAYS STAYS THE SAME!**

**100% PLANA VIMAR**

**CURRENT MOUNTING FRAME (code 14613)**  
Also available in the 1-module version for panels, 1- and-2 modules, 2 central modules, 4 modules and 7 modules.

V71303 For masonry walls      V71703 For hollow walls

**Absolute installation capability.** The mounting frames can be installed on both masonry walls and on hollow walls for plasterboard.

**CHOOSE YOUR MIX OF FUNCTIONS**

NEW ROCKER CONTROL      NEW AXIAL CONTROL

CURRENT CONTROLS

NEW FLUSH-FITTING P40 SOCKET OUTLET

CURRENT DEVICES

## New colours, new atmospheres.

Plana: each wall deserves the right personality.

Careful research into contemporary interior design trends enriches the Plana Up range with new finishes and colours, selected to integrate seamlessly with diverse living styles, becoming the expression of a new way of experiencing spaces.

> **EVERY SHADE IS DESIGNED TO EVOKE A PRECISE ATMOSPHERE**

From warm neutrals, perfect for creating welcoming and sophisticated environments that define enveloping and refined spaces, to delicate and contemporary pastels, and finally to metallic hues that convey a discreet and timeless elegance, adding elements of light and refinement.



TOTAL LOOK



NEUTRAL

> **PLANA UP OFFERS A PALETTE THAT TRANSCENDS FLEETING TRENDS**


Capable of inspiring projects and enhancing interior architecture with distinctive style solutions for environments that reflect individual personality and taste.



PASTEL



METALLIC



**NEW MATT FINISH.  
MATERIAL SEDUCTION**

The new matt finish available for Plana Up introduces an unprecedented opaque effect: it is resistant to scratches and wear, yet at the same time soft and velvety to the touch. The natural pastel colours, enhanced by this material texture, create surfaces that convey warmth and authenticity. Plana Up integrates with the environment with refined discretion, softening the artificial perception of the technopolymer and generating a perfectly natural harmony.



## Total look




White

Matt white

The **total white** finish integrates naturally into any interior design style, blending with the white of the wall and subtly concealing itself to enhance every design choice. The **new matt finish** adds a unique material seduction: an unprecedented matt white with a surface that is soft and velvety to the touch, yet at the same time resistant to scratches and wear. The ideal solution for sleek settings seeking a flawless total look.

## Neutral



Matt ivory

Matt Dolomite grey

Matt concrete grey




Matt dove grey

Matt black

**Neutral finishes** play the starring role in the latest furnishing trends, thanks to their extraordinary versatility and elegance. Capable of creating harmonious, sophisticated, and welcoming atmospheres, they naturally adapt to any context, enhancing both contemporary and more classic environments, conveying balance and timeless style.

## Pastel



Matt aviation blue

Matt sage

Matt terracotta

**Natural pastel colours**, delicate and contemporary, find full expression in the new matt material texture. This finish delivers a unique sensory experience, lending depth and warmth to the surfaces, transforming them into lively elements that blend in beautifully with any environment.

## Metallic



Champagne

Silver

Titanium

**Metallic finishes**, icons of contemporary style, lend distinctive elegance to spaces, creating sophisticated atmospheres where light and material meet in perfect harmony.

# quid+ New push button with integrated relay and new DIN rail relay

From today, all the benefits of the QUID relay - quieter, centrally manageable, and more reliable - are integrated into the **new Plana series push button** - for centralised light control and a total off function. It is also available in a version for DIN rail installation.

## Light control thanks to the magnetic relay: innovative and quieter.

Its patented technology certified by the University of Turin works by utilising simple magnetic and electrical components.



New!



**14197**  
New push button with integrated Quid relay

### CENTRALISED OFF

QUID offers the possibility of creating a centralised power off control. Used to turn off all the lights with a single gesture. Moreover, the presence of a pilot light reveals whether the lighting is active in any point connected.

### COMPACT

Thanks to the integration of the Plana push button with the Quid relay.

New!



**01490**  
Latching relay with centralised ON/OFF control - 1 DIN module

### CENTRALISED ON/OFF

QUID offers the possibility of creating a centralised power off control. Used to turn off all the lights with a single gesture. **It allows for the creation of simple scenarios, even in traditional systems.**

### FLEXIBLE INSTALLATION

Installation on a DIN rail for electrical panels and control units allows for device maintenance to be performed from a single point.

## COMMON CHARACTERISTICS:

### QUIETER

Unlike standard electromechanical relays, the change of state proves more silent, thanks to Vimar's patented magnetic relay.

### RELIABLE

If the push button remains active, the relay does not overheat because the current is not present after the change of state.

### ENERGY SAVING

It is not powered, an advantage for energy saving and environmental friendliness.

## THE COMPLETE RANGE OF RELAYS FOR LIGHTING CONTROL

Devices with 3 and 4 terminals, suitable for all installation requirements: flush mounting retrofit or in junction boxes.

New!



**14197**  
New push button with integrated Quid relay



**03991**  
Latching relay 3 terminals



**03994**  
Latching relay 4 terminals



**03992**  
Latching relay with centralised control



**03993**  
Relay with 2 sequential outputs


New!



**01490**  
Latching relay with centralised control ON/OFF - 1 DIN module

## Safe and reliable roller shutter switch.

The **Quid switch** for roller shutter control offers the ability to **automate** them by enabling group control. It also cuts off the load at the limit stop and saves the user's favourite position, allowing it to be recalled with a simple gesture. Furthermore, it is also capable of communicating with any anemometers, automatically adjusting the opening and closing based on weather conditions.



### CENTRALISED CONTROL

The device automates the blinds and roller shutters, enabling control in groups, load cut-off at the limit stop and saves the favourite position.

### THE SURROUNDING OCCUPANTS' HABITS.

It saves your favourite blind and roller shutter positions. The user can call it up at any time at the touch of a finger.

### RELIABLE AND SAFE

It cuts off the voltage at the limit stop to avoid the motor remaining under voltage and being damaged.

## THE COMPLETE RANGE OF RELAYS FOR ROLLER SHUTTER CONTROL AND SLAT ORIENTATION



**14196**  
Flush mounting switch with integrated relay



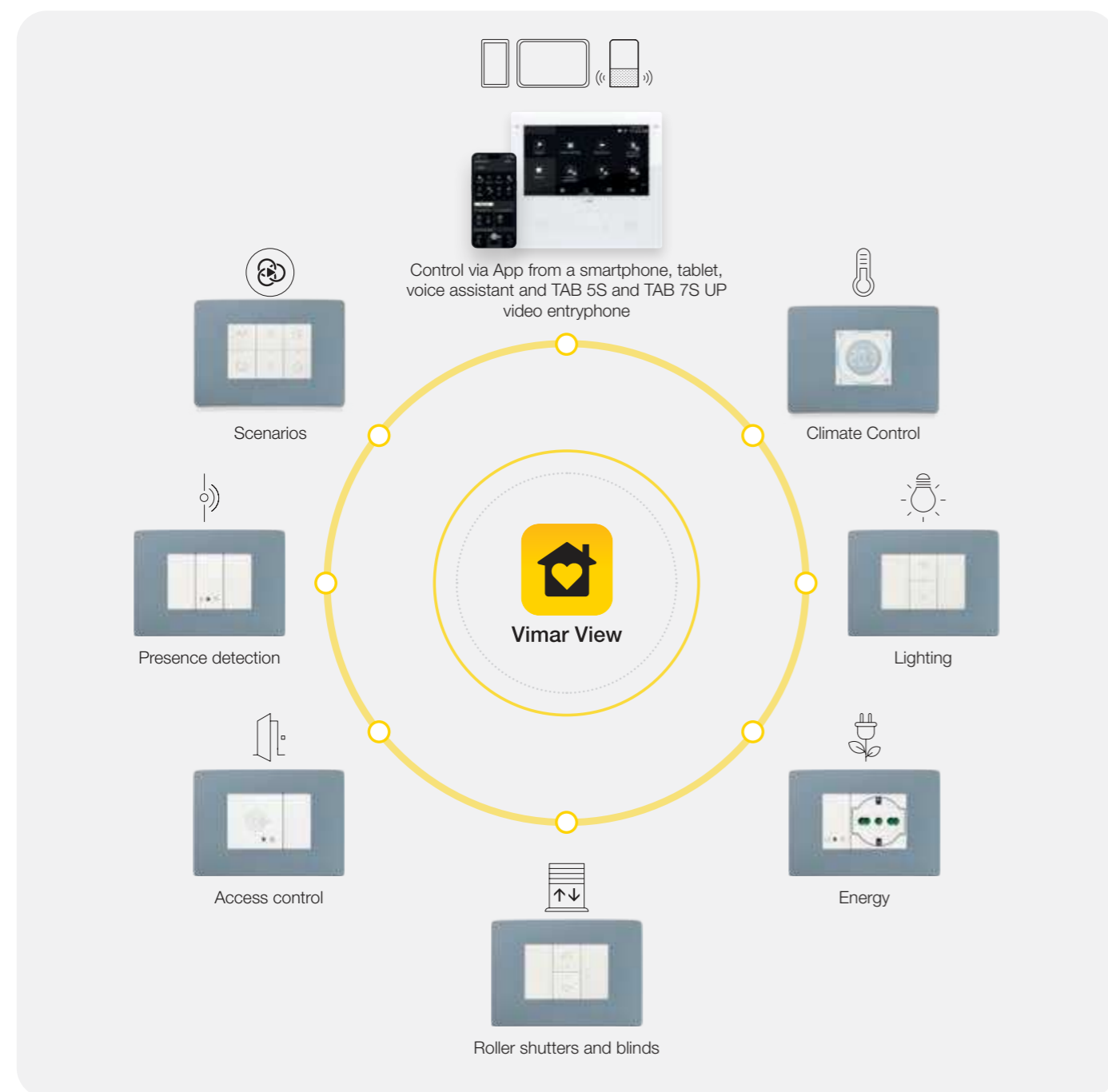
**03996**  
Relay module for retrofit/ junction box



## Always connected safely and easily, thanks to a comprehensive range of devices.

The Plana series makes it possible to **manage the temperature, lighting in various rooms, roller shutters or motorised blinds**, and to **control accesses** in a simple and safe way. It can also be used to **monitor energy consumption, manage loads** and **set scenarios** with the utmost simplicity using **connected controls**, via the **View App** or directly **by voice**.

The ideal solution **for refurbishments or to boost the functions of an existing** system. It is also a **useful support means** for the elderly and people with restricted mobility, who can manage their home automations with a simple click or by voice.



## View Wireless. A single system, two technologies.

A connected system is **suitable for any architectural context**, from **residential to offices, hospitality and shops**, thanks to the **completely matching styling** of the smart products and their **easy expandability of functions over time**. Create your own smart system or update, extend or replace a traditional wiring system **without the need for masonry work**.



**FOR THE INSTALLER**  
View Wireless

The **View Wireless** App is available with a wizard. Configuration follows a sequential flow and is guided by simple explanatory screens to create environments and associate the connected devices; the parameter setting of individual devices (operation and backlighting); the transfer of settings and parameters to the gateway connected to the Wi-Fi network.

**FOR THE USER**  
Vimar View

Easy and user-friendly, designed for remote management of all the functions of the smart system. A single smart system for a future view. We offer you platforms and systems that are integrable to provide a concrete response to the needs of those who design and who live in the spaces of the future, in search of comfort and protection.



**Bluetooth**

MESH

**Wi-Fi**

**zigbee**

MESH

## View Wireless.

Focus on climate control.



The **range of smart thermostats**, updated with **new functions and icons** (call up scenarios and fan coil speed), allows even more user-friendly and complete climate control. It is **compatible with any heating and cooling system** with both 2 and 4 pipes. It is designed to control the temperature in every room independently, adapting to the specific needs of each environment.



Dial thermostat



Vimar View

Thermostatic Head

Thanks to the Vimar View App, **multiple thermostats** can easily be managed, even remotely. The system heats and cools only when necessary, following the rhythms and schedules of those who use the spaces, for optimal comfort and efficient energy use.

A **thermostatic head** is the **ideal solution for transforming even heating systems with radiators into smart systems**. It is designed to be installed as a replacement of conventional valves and allows you to modulate the hot water flow of an individual radiator based on the setpoint, which can be adjusted either locally on the head or remotely via a thermostat or using the Vimar View App.

### > INTEGRATION WITH THERMOSTATIC HEADS


Indeed, the head can operate independently, replicating the functions of a timer-thermostat, or paired with a connected thermostat. This for instance enables it to manage a zone composed of multiple radiators (with one head per radiator) and a **“master” thermostat**, for even more comprehensive climate control.

## View Wireless.

Focus on access control.



To meet the needs of unmanned accommodation facilities or those without a reception, such as small hotels or Bed&Breakfasts, access control can be operated with simple and safe solutions for advanced management, even remotely.



View Key

By using tags (digital proximity keys) or transponder cards and remotely in smart mode, the new View Key App allows the user to open doors to rooms and communal areas directly from their smartphone and the facility manager to manage accesses on-line via the View cloud portal.

### > REMOTE ACCESS CONTROL WITH THE VIEW KEY APP

The user controls access to reserved entrances and communal areas directly from their smartphone using the App.

The facility manager can manage accesses on-line, via the View cloud portal, with several functions:

- assigning credentials to customers;
- enter how long guests are staying for (check-in, check-out);
- sending e-mails containing virtual access keys to be activated in the App;
- managing the validity periods of accesses via physical cards enrolled in the system and also consulting the access logs.

## By-me Plus.

System with built-in home automation system.



The **By-me Plus home automation system BUS system** consists of a range of intercommunicating devices designed to improve the comfort, energy efficiency and security of everyday life, using automatic devices involving all the installed functions, for medium high level systems, complete, integrated, highly customisable and programmable simply with the View Pro App.

The **modular design** and **depth** of the Plana range can accommodate the functional requirements of residential customers and those of small service and hospitality industries, for both new builds and refurbishments; updating and expanding systems is easy, even at a later date, thus accommodating a variety of customer needs.

PROGRAMMING APP FOR THE INSTALLER



View Pro

MANAGEMENT APP FOR THE USER



Vimar View



- Control with App
- Voice operated
- Advanced climate control
- Energy
- Lighting
- Roller shutters
- Sound system
- Sprinkler system
- Scenarios and logics
- Integration

## Well-contact Plus.

Automation system on KNX standard.



Flexible, interoperable, safe and modular, Well-contact Plus is the system developed on the KNX standard, for complete building management. Specifically, in the hotel, service and residential sectors, the system is used to create centralised systems that permit the integration, supervision and constant management of lights, temperature, security, energy and accesses, guaranteeing ease of use.



- > **TOTAL SUPERVISION.**  
The great advantage of the Well-contact Plus system is that it allows supervision of all the functions and the centralised management of the whole building.
- > **LOCAL SUPERVISION**  
Performed via devices installed in each room, used to locally manage the different functions (touch controls, thermostats, touch screens, etc.) or with touch screen supervisors.
- > **REMOTE SUPERVISION**  
With the Well-contact Suite software installed on a PC, you can supervise and control the system's devices, even remotely, connecting through either a local LAN or a Wi-Fi network.

- Comfort
- Energy efficiency
- Security
- Integration

# Solutions for comfort.

## Simple installation, countless advantages.

Choose from the various smart device solutions to enhance the system's functions while minimising interventions and labour. It is easy to configure systems with functions that simplify everyday activities.



### INSTALL FREELY, ANYWHERE

Requiring no power supply or batteries, radio frequency controls can be mounted on any surface, even wood or glass. Without the need for masonry work. Ideal for renovations, redevelopments and updates, or any installations subject to regulatory or architectural constraints.



### SOUND SYSTEM

Listening to your favourite tunes while streaming directly from your smartphone or tablet is now much simpler thanks to the devices equipped with Bluetooth® wireless technology, for both multiroom and stand-alone applications.



### CHARGING PORTABLE DEVICES IS NOW WITHIN REACH

Compact and top-performing, USB socket outlets are available in the 1-module type A or C and type A+C version, or the 2-module A+C or C+C version, where the type C outlets (Fast Charge) enable full-speed charging of latest-generation portable devices for a total of 3 A 5 V.



### VISIBILITY EVEN IN THE DARK

Corridors, stairs and other communal areas are discreetly indicated by step marker LEDs that guide people through the building, providing visibility and security even at night.



### BLIND AND ROLLER SHUTTER CONTROL

Easy to manage, even remotely, the automations for internal or external blinds and roller shutters. You can set up scenarios based on your own habits or the rhythm of the seasons.



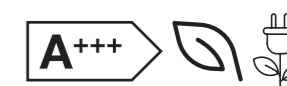
### SMART LIGHTING MANAGEMENT

There is the possibility of creating and controlling lighting scenarios to make every room unique and to focus on energy saving by controlling when lights turn on and off, adjusting their brightness, and managing light colour combinations. You can also manage RGB functions for chromatic effects that enhance the spaces. Save money while maintaining control, for complete comfort.

# Energy saving solutions.

## Responsible choices for the environment.

Discover the solutions for increasing system efficiency, reducing consumption, and optimising the energy balance. Thanks to the View App, accessible via smartphone or touch screen, you can be constantly informed about energy consumption, viewing the energy used up by the entire building as well as by individual appliances.



### THE IDEAL TEMPERATURE AT ALL TIMES

Thermostats and timer-thermostats that are easy to use and attractive to look at. Not just stand-alone but also connected, to control the climate from the convenience of an App on your smartphone.

### COMPLETE CLIMATE CONTROL MANAGEMENT IN EVERY ROOM

The control units can be remote controlled, making it possible to connect most central heating systems. The thermostatic head installed instead of the radiator valves allows you to modulate the hot water flow, locally or remotely, and it can also work when it is connected to a connected thermostat to manage multiple radiators.

### JUST THE RIGHT LIGHT, WITHOUT ANY WASTE

Thanks to the dimmers, you can adjust the intensity of all the light sources and avoid energy wastage. They can be installed, including in existing systems, either in stand-alone mode, with push button controls or a knob, or integrated in home automation systems.

### LIGHTING ONLY WHEN NEEDED

The infrared 1-way switch turns the lights on and off only when necessary: as someone passes or at dusk. Ideal for optimising electricity consumption and activating lights in the various settings autonomously.

### ENERGY OPTIMISATION

Bewitching solutions to operate the blinds are available to measure the energy drawn from the outside depending on the season. For any type of system - traditional, advanced or home automation - you can allow more or less light and heat in, thereby optimising the energy consumption of the building.

### KNOWING THE CONSUMPTION OF THE BUILDING

Smart devices make it easier to manage energy, thereby avoiding tiresome power outages due to overloads. If the consumption threshold is exceeded, the electrical loads are disconnected according to a priority set previously. In the event of an energy surplus, auto-consumption policies are applicable to maximise the use of renewable energy sources.

## Security solutions. To live more peacefully.

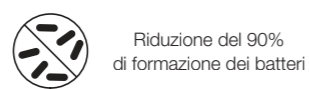
Better security means better quality of life. Discover the solutions that can guarantee more peace of mind in managing daily activities, with intuitive actions and easy management even remotely via smartphone or tablet, through the View App. To configure state-of-the-art systems in every type of building, from residential homes to hotels, from offices to healthcare facilities.



### EMERGENCY LIGHTING

The removable head lamp lights up immediately in the event of a power outage and can be pulled out of the socket outlet, accompanying you as you move around in the dark until the current is restored. Once you have put it back in place, it is ready and at hand again.

### ANTIBACTERIAL SOLUTIONS



### ANTIBACTERIAL SOLUTIONS

Not just for healthcare facilities but also for public venues (bars, cafés, restaurants, schools, communal areas in apartment buildings and hotels). The devices and cover plates with the silver ion antibacterial treatment reduce the formation of bacteria by 90%.



### SMART SENSORS FOR SPACES THAT ARE ALWAYS UNDER CONTROL

Bluetooth programmable ceiling and flush mounting radar sensors with Ultra Wide Band radar technology measure micro-movements of the body with the utmost precision to detect the presence of a person in a room; they can even detect if the guest falls or an anomalous presence.



### ACCESS CONTROL

Elegant devices grant access to the various environments only to authorised persons, thereby guaranteeing full safety and security of the entire facility.



### GUARANTEED BUILDING SECURITY

By-alarm Plus is a professional burglar alarm system, which integrates with Vimar systems via a protected, flexible and easy-to-install IP connection. From the control unit, to the indoor and outdoor siren, through to an extensive range of sensors and accessories for the installation of a functional system that can be expanded over time, allowing for control of every area of the building and avoiding false alarms.



### SMART VIDEO SURVEILLANCE

The Elvox CCTV video surveillance system is comprehensive and updated with a range of cameras with increasingly high performance designed to guarantee all-round monitoring, even in critical areas and to support the By-alarm Plus system. Innovative and scalable solutions, based on integrated IP and AHD technologies, managed remotely, to provide visibility of the monitored areas, perfect in the smallest detail.



## Connectivity solutions. To meet the concrete needs of those who build and enjoy spaces.

We offer solutions with matching styling that are designed to enhance comfort, energy efficiency, safety and security. We present ourselves as a single point of contact, capable of proposing connected and integrated systems and products, including those using third-party technologies, ideal for new builds, as well as for refurbishments or to modernise existing systems.



### SMART SUPERVISION VIDEO ENTRYPHONES

The Tab 7S Up and Tab 5S Up video entryphones are integrated into the View Wireless system, becoming system supervisors. From the video entryphone menu, you can manage lights, blinds, roller shutters, sensors, and customised scenarios, with the convenience of fast buttons on the front to activate the most frequently used functions. The system is completely expandable to adapt to every living requirement.



### MORE FUNCTIONAL SPACES

Solutions that make domestic spaces more functional for working from home, as an alternative work mode. The Netsafe offer dedicated to fibre optics meets the requirements of standard CEI 306-22 and Italian Law 164/14 on structured residential wiring for FTTH (Fiber To The Home), allowing fibre connections to be made all the way to individual homes. Data and HDMI socket outlets complete the product offering.



### A CONNECTED WORLD

High-performing solutions to make the building smart. From the simple View Wireless system, which makes it possible to make a traditional wiring system connected, through to the most comprehensive home automation systems. As well as video door entry and video surveillance systems. All with superior performance levels guaranteed.



### THE OPPORTUNITY OF VOCAL CONTROL

Controlling your home with your voice, using a vocal control or other smart speakers, makes technology accessible to everyone, including the elderly or the disabled, thanks to integration with Google Assistant, Amazon Alexa, Siri, Apple HomeKit, Samsung SmartThings and IFTTT platforms.



### EASY INTEGRATION WITH THIRD-PARTY PRODUCTS

Systems made by different manufacturers often coexist in the same hotel or business. We have partnerships with major brands whose products are widely used in building structures for coordinated and flexible management



### CENTRALISED SUPERVISION

Touch devices are used to control every environment in the building in a centralised manner, while seven different applications in Well-contact Suite, differentiated according to the use and dimensions of the building, are designed to manage and control all the devices in the system.



## Healthcare applications. Call-way with Plana Antibacterial.

From small clinics to more complex healthcare facilities, it is essential for call devices to always ensure timely, reassuring and scalable intervention and comprehensive assistance.

### > CALL-WAY

It is a modular call system that promptly and efficiently manages emergencies, making the job of medical staff easier. The dialogue with the PC enables continuous monitoring and ensures interoperability with telephones. Developed to comply with the VDE0834-1-2 standard, the system blends in perfectly in any kind of building.



**90 %**  
REDUCTION IN THE  
FORMATION OF BACTERIA

To ensure maximum hygiene at all times, cover plates, devices and terminals in the Call-way system are available in an antibacterial version treated with silver ions.

**Bars, cafés, restaurants, communal areas in apartment buildings and hotels, toilet facilities in theatres, museums and cinemas, as well as in retail outlets, chemist's, schools and nursery schools:** these are just some examples of places where bacteria could spread due also to contact with and the use of lighting devices by more than one person.



## Surface mounting applications. IP40, IP55 and IP66 connector block boxes.

Surface mounting enclosures and isoset covers extend the scope of application of devices in Vimar's wiring series to settings where a protection degree of IP40 or IP55 is required (gardens, terraces, warehouses, cellars, mechanic's workshops), while the IP66 watertight enclosure is designed to extend the electricity mains to outside the building with the utmost safety.

IP40

### > SURFACE MOUNTING IP40 ENCLOSURES

Enclosures with IP40 protection against the ingress of solid objects, such as tools or wires, with a diameter greater than 1 mm. Made of sturdy material and easy to install. The snap-on system, cover and fast pitch screws speed up the wiring process. Each box is equipped with knockouts on each side to couple it with other enclosures using a coupling gland.



IP55

### > SURFACE MOUNTING ENCLOSURES AND IP55 COVERS

Enclosures protected against the ingress of dust, water jets and variations in atmospheric pressure. The devices are protected thanks to the cover with anti-UV membrane co-moulded in a single piece with the frame. They can be completed with all the devices from the Eikon, Arké and Plana series.



IP66

### > WATERTIGHT ENCLOSURES WITH IP66 PROTECTION DEGREE

IP66 watertight enclosures provide total safety against all weather. They are suitable for installation outside the building (on terraces and in gardens), in the basement, or in garages, where a lighting device or a socket outlet is required. They are available with a socket outlet with inserted plug, or empty, to be completed with devices from the Vimar wiring series.

**When the cover is closed, the cable connected to the plug - despite extending outside - is hermetically protected by the watertight gasket.** This guarantees an IP66 protection degree, which shields the device from weather agents, dust or sand, humidity, and high-pressure direct water jets.



IP40

### > SURFACE MOUNTING CONNECTOR BLOCK BOXES

Available in the most popular modular designs and in various depths, surface mounting boxes are the ideal solution for surface mounting Vimar's wiring series.



**Plenty of inner space** for the installation of devices. Material and thickness provide maximum strength and sturdiness at any point of the box.

## Applications for the service sector.

### Floor mounting turrets and table mounting boxes.

Environments need to be reorganised and multiple services need to be connected beside the electrical distribution (phones, the Internet, data processing, etc.). In offices, open-plan settings, stores or in domestic spaces used to work from home and in situations where space restrictions apply, floating or screed floors can be equipped to house an electrical and data distribution network which guarantees greater functionality and versatility for the surroundings. It is extremely easy to connect even tilted boxes for support on a table or desk. They are aesthetically elegant and space-saving, allowing for easy installation, especially in renovations.

#### RETRACTABLE TURRETS FOR FLOATING OR SCREED FLOORS

Available for installing 12 or 20 modules for devices in the Eikon, Arké and Plana wiring series, made from durable plastic and fitted with a stainless steel cover or a cable to house the floor finish, such as fitted carpet, wood or tile and minimise the visual impact of the turret once fitted. The turret can be installed on floating floors or, thanks to the metal mounting box, it can be installed in screed floors.



#### TILTED TABLE MOUNTING BOXES


Convenient and within easy reach. Plenty of internal space for wiring devices. They are compact and once firmly in place on a tabletop, they remain securely in place and match the remainder of the system.



## Fibre optic wiring.

### Rapid installation, certified quality and safety.

Developed to comply with the CEI 306-2 guide and Italian Law 164/14, which also concerns the diffusion of ultra-broadband in residential areas (FTTH - Fiber to the Home), the Netsafe range is used to create fibre optic connections up to the single residential units, ensuring maximum transmission speed. This solution leads to the creation of an authentic multi-service system which, in a single fibre optic infrastructure, ensures the management of all those services that historically required the installation of a specific custom-designed system: telephone, satellite TV, terrestrial TV, Internet, video surveillance, video door entry systems, etc.



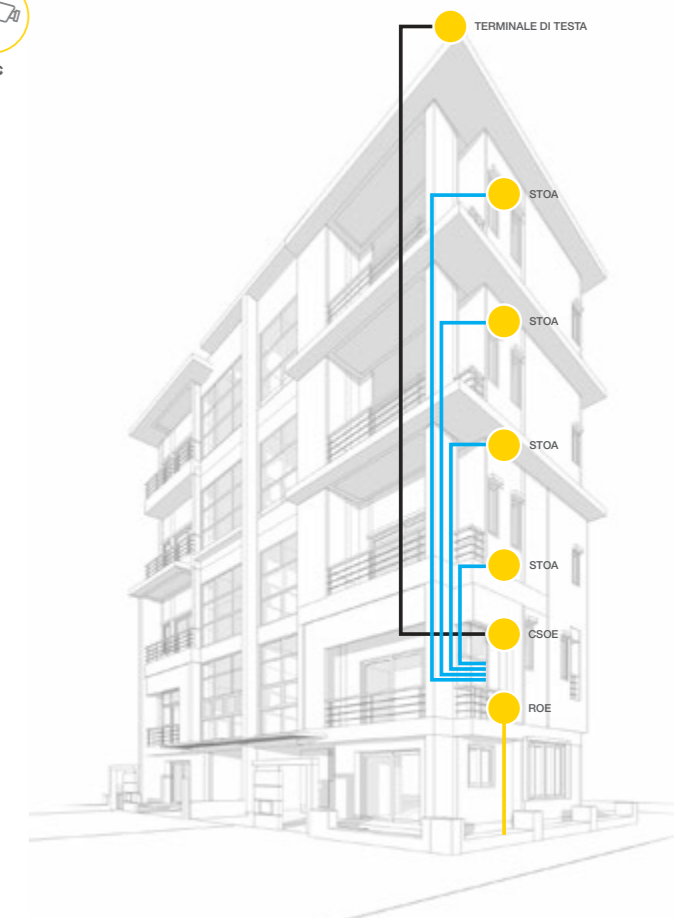
#### FROM THE BUILDING'S NETWORK TO THE INDIVIDUAL HOME

A multi-service infrastructure consists of various interdependent and interconnected elements:

**Building Optical Service Center (CSOE):** the core of the system that manages all optical fibres related to optical services coming from the head-end terminal;

**Head-end terminal and Building Optical splitter (ROE):** this is the point where signals from the upper part of the building converge. The splitter is an optical box that connects the telephone operators' fibres for ultra-broadband connection. From the CSOE, fibre optic cables branch out to every home, terminating in the Apartment Optical Termination Boxes (STOA).


**Distribution Board (QDSA):** in the home, the signal is transmitted and reaches the individual devices connected in each room. This is the heart of connectivity and contains the active network distribution tools (such as routers, TLC network terminations, any media converters, network switches). It guarantees excellent performance and a perfect connection, with no interference.





## International solutions. Modular and safe.

Plana speaks a universal language: to accommodate a variety of usage needs, the socket outlets are available in the most common international standards, and their high modularity makes it possible to install them in different compositions. Immense versatility to guarantee safe connections anywhere in the world.



Australian standard socket outlet




English standard socket outlet with USB A+C




German standard socket outlet



French standard socket outlet with USB C



Swiss standard socket outlet



American standard socket outlet with USB C+C



**Sustainability is also in packaging design.** All Vimar packaging reflects the principles of sustainability and innovation.

**100%** **ECO PACK**

**of packaging is fully recyclable.** The paper used is FSC certified, which guarantees it is sourced from responsibly managed forests.



## Our commitment to the future. We have chosen Positive Energy

We implement a circular economy model that drives our vision: with the work we do, with our research and our designs, we invest in the urgent challenges to regenerate the environment. In our production plants, too, we have made design choices in which sustainability, architectural value and occupational comfort are expressed to the full.

**-1.775** tCO<sub>2</sub>

**of emissions avoided** since the year of the baseline (2018), thanks to our company's energy efficiency actions

**>1.700.000** kWh/anno

**of energy produced** by our photovoltaic systems



**20%**

**Elevated energy consumption efficiency** over the last 5 years

**97%**

**The portion of waste directed to reclaiming and recycling**










**Products assessed according to the LCA approach.** We assess the environmental performance of Vimar's high-turnover products according to the LCA (Life Cycle Assessment) approach, with respect to the international reference standards ISO 14040 and 14044. The process is part of the Environmental Product Declaration (EPD).

EPD-PEP Ecopassport certifications are available for all high-turnover products in the Linea, Eikon, Arké and Plana series and junction boxes; these are flagged with the relevant mark on every product sheet on [www.vimar.com](http://www.vimar.com)

# Index

---

<b>Technical characteristics</b>	<b>42</b>
<b>Control devices</b>	<b>54</b>
<b>Power and signal socket outlets</b>	<b>59</b>
<b>Signalling, protection and detection</b>	<b>64</b>
<b>Comfort and climate</b>	<b>66</b>
<b>Solutions for hospitality</b>	<b>67</b>
<b>Antibacterial solutions</b>	<b>68</b>
<b>British standard devices</b>	<b>69</b>
<b>View Wireless smart home</b>	 <b>72</b>
 <b>Smart automation: By-me Plus</b>	 <b>77</b>
 <b>Building automation: Well-contact Plus</b>	 <b>87</b>
<b>Call-way: hospital care system</b>	 <b>92</b>
<b>By-alarm Plus: burglar alarm system</b>	 <b>96</b>
<b>Range of cover plates</b>	<b>102</b>
<b>Installation types and customisations</b>	<b>112</b>
<b>Isoset and Isobox enclosures and boxes</b>	<b>122</b>

## Quality and versatility.

100%  
**PLANA**  
VIMAR

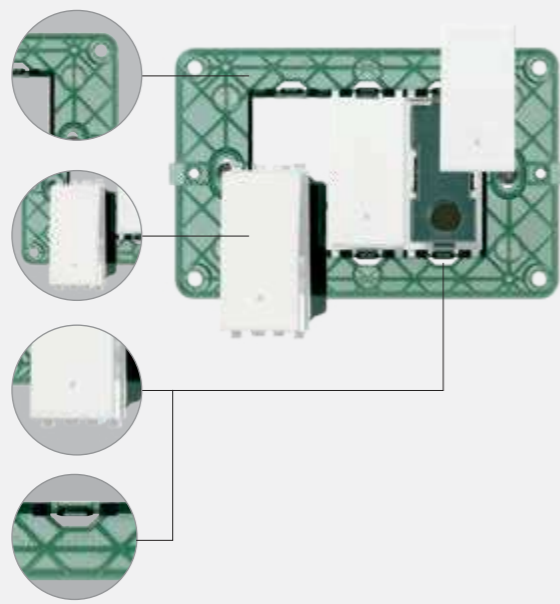
### Plack-clack hooking system.

A Vimar patent designed to fit the lighting device components (devices and mounting frames) to the cover plate. The plack-clack is a slot-in system offering greater structural strength (thanks also to the honeycomb structure of the mounting frame) and exceptional rigidity, simplifying the front-on fitting and removal of devices.

Mounting frame with honeycomb structure for extra rigidity of the lighting point

Front-on fixing of the device to the mounting frame

Hooking systems for fixing the device to the mounting frame




Hooking of devices.



Unhooking of devices.

Both Plana and Plana Up cover plates can be hooked onto the same mounting frame.



### Controls.

Controlling the light, activating a scenario or managing loads are just some of the many uses of energy. The combination of mechanics and technology makes it possible to simplify these daily gestures in operating a simple device, with precision and a user-friendly understanding of the associated functions.



Rocker controls



Axial controls

New!

### New backlighting.

The pinpoint LED backlighting makes the controls visible even in the dark. Lighting provided by LED signalling units available in various colours, now also with warm white light.



Rocker control backlighting

Axial control backlighting


### Buttons with symbols and customisations.

Controls and buttons featuring laser-engraved or customised symbols that always indicate functions clearly.



Buttons for rocker controls

Buttons for axial controls



### Wiring with screw terminals.

The wiring with screw terminals consists of terminals with a curved metal baseplate that clamps the cable via a crosshead screw and is ideal for flexible or semi-rigid cables with a cross-section of between 0.5 mm<sup>2</sup> and 2.5 mm<sup>2</sup>.

**Screw terminals.** Composed of a curved metal baseplate that clamps the cable by means of a crosshead screw.


**Use of cables with different cross-sections.** Wiring with a flexible or semi-rigid cable with a cross-section of between 0.5 mm<sup>2</sup> and 2.5 mm<sup>2</sup>.

**Technical information.** Visible on the back next to each terminal for functional information, on the side for sales and technical data.

**Special housing for the signalling unit.** For backlighting and visibility of the control even in the dark.

## Plana Up installation methods.


Standard installation with round and rectangular mounting box.



Composition	Boxes	Mounting frames	Devices	Cover plates
<b>PLANAUP</b> for panels	for panels	with screws	1 module	1 module*
<b>PLANAUP</b> from 1 to 2 modules	flush mounting surface mounting	2 modules with/without screws or with claws	2 modules 2 x 1 module	from 1 to 2 modules*
<b>PLANAUP</b> for 2 central modules	flush mounting	with screws	2 x 1 module 2 modules	2 central modules*
<b>PLANAUP</b> from 3 to 7 modules	surface mounting	with screws	1 and 2 modules 3 x 1 module 3 modules	from 3 to 7 modules*
<b>PLANAUP</b> table mounting, 4 and 7 modules	table mounting box	with screws	1 and 2 modules	4 and 7 modules*

## Plana installation methods.


Standard installation with round and rectangular mounting box.



Composition	Boxes	Mounting frames	Devices	Cover plates
<b>PLANA</b> for panels	 for panels	 with screws	 1 module	 from 1 to 2 modules*
<b>PLANA</b> from 1 to 2 modules	 flush mounting  surface mounting	 2 modules with/without screws or with claws	 2 modules  2 x 1 module	 from 1 to 2 modules*
<b>PLANA</b> for 2 central modules  <b>PLANA</b> from 3 to 7 modules	 flush mounting  surface mounting	 with screws  with screws	 2 x 1 module  2 modules  1 and 2 modules  3 x 1 module  3 modules	 2 central modules*   from 3 to 7 modules*
<b>PLANA</b> 8 modules  <b>PLANA</b> table mounting, 4 and 7 modules	 flush mounting  table mounting box	 with screws  with screws	 4.3" Full Flat Touchscreen  2 x 1 module and 1 x 2 modules  4 x 1 module  1 and 2 modules	 8 modules   4 and 7 modules*

### Plana installation methods.

Installation with 71 mm distance between centres (German and French standard).



Composition	Boxes	Mounting frames	Devices	Cover plates
<p><b>PLANA</b></p> <p>2 modules, for Ø 60 and 65 mm mounting boxes</p>			<p>1-way switch 2 modules</p>	<p>2 modules</p>
<p><b>PLANA</b></p> <p>2+2 modules, 71 mm distance between centres</p>			<p>1 x 2 modules and 2 x 1 module vertical</p> <p>1 x 2 modules and 2 x 1 module horizontal</p>	<p>vertical installation</p> <p>horizontal installation</p>
<p><b>PLANA</b></p>			<p>2 x 2 modules and 2 x 1 module vertical</p> <p>2 x 2 modules and 2 x 1 module horizontal</p>	<p>vertical installation</p> <p>horizontal installation</p>
<p><b>PLANA</b></p> <p>2+2+2 modules, 71 mm distance between centres</p>			<p>2 x 1 module and 3 x 2 modules vertical</p> <p>2 x 1 module and 3 x 2 modules horizontal</p>	<p>vertical installation</p> <p>horizontal installation</p>

## Plana installation methods.

Installation with 57 mm distance between centres (French standard).



Composition	Boxes	Mounting frames	Devices	Cover plates
<p><b>PLANA</b></p> <p>2 modules, for Ø 60 and 65 mm mounting boxes</p>			<p>1-way switch, 2 modules</p>	<p>2 modules</p>
<p><b>PLANA</b></p> <p>2 + 2 modules, 57 mm distance between centres</p>			<p>1 x 2 modules and 2 x 1 module vertical</p>	<p>vertical installation</p>
			<p>1 x 2 modules and 2 x 1 module horizontal</p>	<p>horizontal installation</p>
<p><b>PLANA</b></p> <p>2 + 2 + 2 modules, 57 mm distance between centres</p>			<p>2 x 2 modules 2 x 1 module vertical</p>	<p>vertical installation</p>
			<p>2 x 2 modules 2 x 1 module horizontal</p>	<p>horizontal installation</p>

## Plana installation methods for British standard.

### Modular device installation.

**Interchangeable buttons.**  
One or two modules with backlit and customisable symbols.

**Technical information.**  
On the back next to each terminal for functional information, on the side for sales and technical data.

**Customisation.**  
Controls and buttons are marked with standard symbols or customised symbols on request, laser engraved in the specific area backlit with coloured LEDs.

**Mounting frame.**  
Stainless steel mounting frame, with tabs for quick and easy device front installation. Also available for incorporated 1-module devices with blank module.

**Cover plates.**  
Wide range of colours, in tecnopolymer and Reflex.

### Monobloc device installation (with incorporated mounting frame).

**Current socket outlets.**  
With SICURY patent to avoid involuntary contact with electrical current.

**Monobloc device.**  
With incorporated mounting frame.

**Fixing tabs.**  
Device can be installed horizontally or vertically.

**Signalling LED.**  
Electrical voltage presence signal, perfectly visible day and night.

**Coupling possibilities**

**Cover plates.**  
Wide range of colours in tecnopolymer and Reflex for horizontal and vertical installation.

Cover plates can be positioned adjacently with a minimum gap of 25 mm.

Composition	Boxes	Mounting frames	Devices	Cover plates
<b>PLANA</b>  <b>1 module, modular installation</b>	 1-module flush mounting box. Distance between centres: 60.3 mm	 1 module, with screws M 3.5	 1-way switch, 1 module	 1 module*
<b>PLANA</b>  <b>2 modules, modular installation (1, 2, 3 1-way switches)</b>	 1-module flush mounting box. Distance between centres: 60.3 mm	 2 modules, with screws M 3.5	 1-way switch with 3 buttons, 2 modules  2 x 1 module  1 x 2 modules	 2 modules*
<b>PLANA</b>  <b>Monobloc device or modular devices</b>	 1-module flush mounting box. Distance between centres: 60.3 mm	 3 modules, with screws M 3.5	 Current socket outlet, monobloc device  Monobloc device "ON/OFF" unit  1 x 2 modules + 1 x 1 module	 Monobloc, horizontal installation*  Monobloc, vertical installation*  3 modules*
<b>PLANA</b>  <b>Monobloc device or modular devices</b>	 2-module flush mounting box. Distance between centres: 120.6 mm	 5 modules, with screws M 3.5	 Double socket outlet with USB power supply unit, monobloc device  2 x 2 modules + 1 x 1 module	 5 modules*

Blank module and cable outlet

**14041**  
Blank module.  
Depth: 10 mm

**14044**  
Cable outlet.  
Depth: 19.5 mm

**14042**  
Blank module  
- 2 modules.  
Depth: 10 mm

1P 250 V~ axial 1-way switches (lightable)

**▲ 14100**  
10 AX  
Depth: 35.5 mm

**▲ 14100.2**  
10 AX,  
- 2 modules  
Depth: 35.5 mm

1P 250 V~ axial 2-way switches (lightable)

**▲ 14104**  
10 AX  
Depth: 35.5 mm

**▲ 14104.2**  
10 AX,  
- 2 modules  
Depth: 35.5 mm

1P 250 V~ axial reversing switches (lightable)

**▲ 14113**  
16 AX  
Depth: 35.5 mm

**▲ 14113.2**  
16 AX,  
- 2 modules  
Depth: 35.5 mm

1P NO 250 V~ axial push buttons (lightable)

**▲ 14108**  
10 A.  
Depth: 35.5 mm

**▲ 14108.2**  
10 A,  
- 2 modules.  
Depth: 35.5 mm

1P 250 V~ 1-way switches (lightable)

**14000**  
10 AX  
**14000.FX**  
10 AX,  
screwless  
terminals

**14001**  
16 A.  
Depth: 24 mm

**14000.2**  
10 AX  
**14000.FX.2**  
10 AX,  
screwless  
terminals

**14001.2**  
16 AX,  
- 2 modules.  
Depth: 24 mm

**14002**  
20 AX  
Depth: 24 mm

**14002.2**  
20 AX, - 2 modules.  
Depth: 24 mm

2P 250 V~ 1-way switches (lightable)

**14015**  
16 AX  
Depth: 24 mm

**14015.2**  
16 AX,  
- 2 modules.  
Depth: 24 mm

**14016**  
20 AX, ON/OFF.  
Depth: 24 mm

**14016.2**  
20 AX, ON/OFF,  
- 2 modules.  
Depth: 24 mm

1P 250 V~ 2-way switches (lightable)

**14004**  
10 AX  
**14004.FX**  
10 AX,  
screwless  
terminals

**14005**  
16 AX  
Depth: 24 mm

**14004.2**  
10 AX  
**14004.FX**  
10 AX,  
screwless  
terminals

**14005.2**  
16 AX,  
- 2 modules.  
Depth: 24 mm

**14006**  
20 AX.  
Depth: 24 mm

**14006.2**  
20 AX,  
- 2 modules.  
Depth: 24 mm

1P 250 V~ reversing switches (lightable)

**14013**  
16 AX  
**14009.FX**  
10 AX,  
screwless  
terminals  
Depth: 24 mm

**14013.2**  
16 AX,  
**14009.FX.2**  
10 AX,  
screwless  
terminals  
- 2 modules.  
Depth: 24 mm

1P NO 250 V~ push buttons (lightable)

**14008**  
10 A.  
**14008.FX**  
10 A,  
screwless  
terminals  
Depth: 24 mm

**14008.2**  
10 A  
**14008.FX.2**  
10 A,  
screwless  
terminals  
Depth: 24 mm

**14008.2.C**  
10 A, bell symbol  
- 2 modules.  
Depth: 24 mm

**14008.2.L**  
10 A, light symbol  
- 2 modules.  
Depth: 24 mm

1P NC 250 V~ push buttons (lightable)

**14010**  
10 A.  
Depth: 24 mm

Lighttable 250 V~ axial mechanisms

**▲ 14100.0**  
1P 10 AX 1-way  
switch.  
Depth: 35.5 mm

**▲ 14104.0**  
1P 10 AX 2-way  
switch.  
Depth: 35.5 mm

1-module interchangeable buttons (lightable)

**▲ 14131**  
Neutral

**▲ 14131.C**  
Bell symbol

**▲ 14131.L**  
Light symbol

**▲ 14131.P**  
Key symbol

2-module interchangeable buttons (lightable)

**▲ 14132**  
Neutral

**▲ 14132.C**  
Bell symbol

**▲ 14132.L**  
Light symbol

**▲ 14132.P**  
Key symbol

250 V~ lighttable mechanisms (common devices for the 2 colour versions)

**14000.0**  
1-way switch  
1P 10 AX.

**14001.0**  
1-way switch  
1P 16 AX.  
Depth: 24 mm

**14002.0**  
1-way switch  
1P 20 AX.  
Depth: 24 mm

**14015.0**  
1-way switch  
2P 16 AX.  
Depth: 24 mm

**14016.0**  
1-way switch  
2P 20 AX.  
Depth: 24 mm

**14004.0**  
2-way switch  
1P 10 AX.

**14005.0**  
2-way switch  
1P 16 AX.  
Depth: 24 mm

**14006.0**  
2-way switch  
1P 20 AX.  
Depth: 24 mm

**14013.0**  
Reversing  
switch  
1P 16 AX.

**14008.0**  
Push button  
1P NO 10A.

**14010.0**  
Push button  
1P NC 10A.  
Depth: 24 mm

**14000.FX.0**  
1-way switch  
1P 10 AX,  
screwless  
terminals.  
Depth: 24 mm

**14004.FX.0**  
2-way switch  
1P 10 AX,  
screwless  
terminals.  
Depth: 24 mm

**14009.FX.0**  
Reversing  
switch 1P 10  
AX, screwless  
terminals.  
Depth: 24 mm

**14008.FX.0**  
Push button  
1P NO 10A,  
screwless  
terminals.  
Depth: 24 mm

1-module interchangeable buttons (lightable)

**14021**  
Neutral

**▲ 14021.1**  
Neutral

**14021.G**  
Customisable

**14021.C**  
Bell symbol

**14021.L**  
Light symbol

**14021.P**  
Key symbol

**14021.99**  
O I symbol  
for 14015.0

**14026**  
With diffuser

**14029**  
With name  
plate

**14026.DND**  
Do Not  
Disturb  
symbol, with  
diffuser

**14026.PLS**  
Please Clean  
symbol, with  
diffuser

2- and 3-module interchangeable buttons (lightable)

**14022**  
Without symbol

**▲ 14022.1**  
Without symbol

**14022.G**  
Customisable

**14027**  
With diffuser

**14022.C**  
Bell symbol

**14022.L**  
Light symbol

**14022.P**  
Key symbol

**14022.99**  
O I symbol for 14015.0

**14023**  
Without symbol

Quid magnetic relay push button (lightable)

**▲ 14197**  
 Quid magnetic relay push button with sequential ON/OFF pulses, 1 input for NO push button, 1 input for NO reset push button, 1x10 AX 220-240 V~ 50/60 Hz relay output, 220-240 V~ 50/60 Hz power supply, light signal for the load status on each individual push button.  
 Depth: 39 mm

Quid - Magnetic relay modules for lights (retrofit)

**03991**  
 Relay module with sequential ON/OFF pulses, 1 input for NO push button, 1 NO 10 A 220-240 V~ 50/60 Hz relay output, flush mounting (retrofit, junction box or under blank module)

**03992**  
 Relay module with sequential ON/OFF pulses, 1 input for NO push button, 1 input for reset push button, 1 NO 10 A 220-240 V~ 50/60 Hz relay output, light signal for the load status on each individual push button, flush mounting (retrofit, junction box or under blank module)

**03993**  
 Relay module with sequential ON/OFF pulses, 1 input for NO push button, 2 NO 10A 220-240 V~ 50/60 Hz sequential relay outputs, installation in junction boxes or connector block boxes

**03994**  
 Quid magnetic relay module with sequential ON/OFF pulses, 1 input for NO push button on phase (L) or on neutral (N), 1 NO 10 AX 220-240 V~ 50/60 Hz relay output, flush mounting (retrofit, junction box or under blank module)

**▲ 01490**  
 Quid magnetic relay module with sequential ON/OFF pulses, 1 input for NO push button, 1 input for NO reset push button, 1x10 A 220-240 V~ 50/60 Hz volt-free output, installation on DIN rail (60715 TH35), occupies 1 module size 17.5 mm

**▲ 03998**  
 Quid galvanic dividing module, 1 input for NO reset push button from system A (Slave), 1 input for NO reset push button from system B (master), 1 input for system A (slave) neutral, 1 input for system B (master) phase, installation in junction boxes or connector block boxes

**00932**  
 Pre-wired load status LED signalling unit, for Quid pulse relay module with pulse control push buttons 03992, 220-240 V 50/60 Hz 0.5 W power supply, green

230 V~ 50 Hz dimmers \*\* (for LED, CFL, incandescent lamps and electronic transformers)

**14135.1**  
 MASTER, universal.  
 Depth: 40.5 mm

**14136.1**  
 MASTER, universal, with potentiometer.  
 Depth: 40.5 mm

**14150**  
 100-500 W, with potentiometer, 230 V~.  
 Depth: 39 mm

**14153**  
 100-500 W push-push + potentiometer, 230 V~.  
 Depth: 39 mm

Dimmers - controllable loads

Type	UNIVERSAL							
	14135.1				14136.1 - 14136.AB.1			
	2-wire connection		3-wire connection		2-wire connection		3-wire connection	
	LE	TE	LE	TE	LE	TE	LE	TE
Incandescent	40 to 400 W	40 to 300 W	40 to 400 W	40 to 300 W	40 to 400 W	40 to 300 W	40 to 400 W	40 to 300 W
Compact fluorescent	10 to 100 W max 5 lamps	10 to 200 W max 10 lamps	10 to 100 W max 5 lamps	10 to 200 W max 10 lamps	10 to 100 W max 5 lamps	10 to 200 W max 10 lamps	10 to 100 W max 5 lamps	10 to 200 W max 10 lamps
LED	5 to 100 W max 10 lamps	5 to 200 W max 20 lamps	3 to 100 W max 10 lamps	3 to 200 W max 20 lamps	5 to 100 W max 10 lamps	5 to 200 W max 20 lamps	3 to 100 W max 10 lamps	3 to 200 W max 20 lamps
Electronic transformers for halogen	40 ÷ 300 VA max 3 transf. type	40 ÷ 300 VA max 5 transf. type	40 ÷ 300 VA max 3 transf. type	40 ÷ 300 VA max 5 transf. type	40 ÷ 300 VA max 3 transf. type	40 ÷ 300 VA max 5 transf. type	40 ÷ 300 VA max 3 transf. type	40 ÷ 300 VA max 5 transf. type
LED power supply units (art. 01874, 01875)			max 10 pw.sp.un.	NOT applicable			max 10 pw.sp.un.	NOT applicable
Step marker lamps (art. 02662)			max 10 lamps	NOT applicable			max 10 lamps	NOT applicable

Type	TRADITIONAL	
	14150 (with rotary potentiometer)	14153 (with push-push switch and rotary potentiometer control)
Incandescent	100 - 500 W	100 - 500 W

Electronic power supply units

**01876**  
 230 V~ 50 Hz, for adjustable RGB LED lamps, 12-24 VDC

Infrared controls

**14181**  
 For lighting, NO 6 A 120-230 V~ 50/60 Hz relay.  
 Depth: 36 mm

**00805**  
 Adaptor for fixing flush mounting orientable supports - 2 modules.  
 Depth: 36.5 mm

**00800**  
 Fixing frame for surface mounting orientable supports

**00801**  
 Adjustable mounting frame - 1 module

**02690**  
 Motion and presence detector, 360° for lighting 2000 W incandescent lamps, 10-1000 W CFL lamps, 100 W LED lamps, 220-240 V~ 50/60 Hz, for ceiling mounting

Special 1P 250 V~ push buttons

**14052**  
 NO 10 A, with pull-cord.  
 Depth: 24 mm

**14053**  
 NC 10 A, with pull-cord.  
 Depth: 24 mm

**14050**  
 NO 10 A, luminous name plate - 2 modules.  
 Depth: 24 mm

250 V~ push buttons

**14056.33**  
 10 A, 1 NO + 1 NC contact, OFF.  
 Depth: 28 mm

**14056.34**  
 10 A, 1 NO + 1 NC contact, ON.  
 Depth: 28 mm

**14058**  
 Two independent 1 NO + 1 NC, 10 A, OFF and ON.  
 Depth: 28 mm

1P 250 V~ push buttons

**14066**  
 Two independent NO 10 A.  
 Depth: 28 mm

1P NO 10A 250 V~ push buttons with diffuser (for signalling unit)

**14068.B**  
 White diffuser.  
 Depth: 28 mm

Special 250 V~ switches

**14183**  
 Push button for emergency calls, 2 relays NO 5 A 250 V~-, 12 V~ or 12-24 VDC - 2 modules.  
 Depth: 36 mm

250 V~ controls with direction arrows

**14060**  
 2P 10 AX switch, with OFF in the centre.  
 Depth: 32.5 mm

**14062**  
 2 interlocked 1P NO + 1P NO 10 A push buttons.  
 Depth: 28 mm

Control devices

Quid - Electronic switches for centralised roller shutter control



**14196**  
With slat orientation, relay output for cosφ 0.6 motor 2 A 220-240 V~ 50/60 Hz, position saving.  
Depth: 40.5 mm

Quid - Electronic relay module and central module for roller shutters (retrofit)



**03996**  
Relay module for centralised operation, with slat orientation, relay outputs for cosφ 0.6 motor 2 A 220-240 V~ 50/60 Hz, position saving, installation in junction boxes or connector block boxes



**03997**  
Central module, 2 inputs for NO push button, 6 outputs for Quid roller shutter relay module 03996, 220-240 V 50/60 Hz power supply, installation in junction boxes or connector block boxes

Roller shutter management kit



**OK01482**  
Home automation roller shutter management kit containing:  
• 5 control devices with 4 push buttons and actuator for 1 roller shutter with slat orientation, change-over relay output for cosφ 0.6 A motor 120-230 V~ (01482);  
• 1 device with 4 push buttons (01480);  
• 1 230 V~ 29 VDC 400 mA power supply unit (01400).  
To be completed with 1- or 2-module interchangeable half-button caps.

2P 250 V~ key-operated controls (for types with unified key 000 add .CU to the base code)



**14083**  
16 AX 1-way switch.  
Depth: 30.5 mm

**14083.CU**  
16 AX 1-way switch with unified key 000  
Depth: 30.5 mm

**14083.S**  
16 AX 1-way switch, key removable in "O" (OFF) position only.  
Depth: 30.5 mm

**14083.S.CU**  
16 AX 1-way switch, unified key 000 removable in "O" (OFF) position only.  
Depth: 30.5 mm

**14087**  
16A NO push button.  
Depth: 30.5 mm

**14087.CU**  
16 A NO push button with unified key 000.  
Depth: 30.5 mm


Battery-free radio controls



**03925**  
Flat control with 4 push buttons, RF transmitter, 2.4 GHz, **Bluetooth®** Low Energy wireless technology standard, energy harvesting power supply provided by built-in electro-dynamic generator, to be completed with Eikon 20506 or 20506.2, Arké 19506 and 19506.2, Idea 16526 or 16526.2, Plana 14506 or 14506.2 buttons - 2 modules



Battery-free radio controls



**03905**  
Flat control with 4 push buttons, RF transmitter, 2.4 GHz, **Zigbee Green Power standard**, energy provided by built-in electro-dynamic generator, to be completed with Eikon 20506 or 20506.2, Arké 19506 and 19506.2, Idea 16526 or 16526.2, Plana 14506 or 14506.2 buttons - 2 modules



**03906**  
Flat control with 4 push buttons, RF transmitter, 2.4 GHz, **Zigbee Green Power** and **Friends of Hue standard**, energy harvesting power supply provided by built-in electro-dynamic generator, to be completed with Eikon 20506, Arké 19506, Idea 16526, Plana 14506 buttons - 2 modules



Control devices • Current socket outlets

Battery-free actuators and radio controls



**03955**  
Flat control with 4 push buttons, RF transmitter, 868 MHz, **EnOcean®** standard, energy harvesting power supply provided by built-in electro-dynamic generator, to be completed with Eikon 20506 or 20506.2, Arké 19506 and 19506.2, Idea 16526 or 16526.2, Plana 14506 or 14506.2 buttons - 2 modules



**01796.2**  
Multi-function actuator with relay output NO 10 A 230 V~ programmable with switch function for local control, transferable local input as ON/OFF control for other **EnOcean®** actuators, 230 V~ 50/60 Hz power supply

Battery-free radio controls - Mounting frames and buttons



**20507.B**  
Mounting frame for surface mounting RF controls, to be completed with 2-module cover plates or 2 central modules, white



**14507**  
Mounting frame for surface mounting RF controls, to be completed with 2-module cover plates, white



**14506**  
Pair of 1-module buttons for RF controls, customisable



**14506.2**  
2-module button for RF controls, customisable

SICURY 2P+E 250 V~ socket outlets, Italian standard




**14201**  
10 A, P11.  
Depth: 25 mm

**14203**  
16 A Bpresa socket outlet, P17/11.  
Depth: 25 mm

**14209**  
16 A, P30 - 2 modules.  
Depth: 28.4 mm

**14210**  
16 A, P40, universal - 2 modules.  
Depth: 25 mm

SICURY 2P+E 250 V~ socket outlets (for dedicated lines)



**14203.R**  
16 A Bpresa socket outlet, P17/11, red.  
Depth: 25 mm

**14209.A**  
16 A, P30, orange - 2 modules.  
Depth: 28.4 mm


**14209.R**  
16 A, P30, red - 2 modules.  
Depth: 28.4 mm

**14209.V**  
16 A, P30, green - 2 modules.  
Depth: 28.4 mm



**▲ 14211**  
16 A, P40, universal flush-fitting - 2 modules.  
Depth: 25.8 mm

**14210.USB**  
SICURY 2P+E 16 A, P40, universal, 1 USB C 15 W 5 V - 2 modules.  
Depth: 46.7 mm



**14210.R**  
16 A, P40, universal, red - 2 modules.  
Depth: 25 mm

250 V~ German standard socket outlets



**14208**  
SICURY 2P+E 16 A, German standard

**14208.C**  
SICURY 2P+E 16 A, German standard, with cover

**14208.FX**  
SICURY 2P+E 16 A, German standard, screwless terminals - 2 modules.  
Depth: 28.4 mm

**14208.FX.C**  
SICURY 2P+E 16 A, German standard, with cover, screwless terminals - 2 modules.  
Depth: 29.6 mm

250 V~ French standard socket outlets



**14212**  
SICURY 2P+E 16 A, French standard

**14212.C**  
SICURY 2P+E 16 A, French standard, with cover

**14212.FX**  
SICURY 2P+E 16 A, French standard, screwless terminals - 2 modules.  
Depth: 25.4 mm

**14212.FX.C**  
SICURY 2P+E 16 A, French standard, with cover, screwless terminals - 2 modules.  
Depth: 26.7 mm

Current socket outlets

250 V~ English standard socket outlets



**14214**  
SICURY 2P+E 5 A, English standard - 2 modules. Depth: 16.8 mm

**14218**  
SICURY 2P+E 16 A, English standard - 2 modules. Depth: 25.2 mm

**14219\***  
2P+E 13 A, English standard - 2 modules. Depth: 17 mm

250 V~ Swiss standard socket outlets



**14226**  
2P+E 10 A, Swiss standard type 13 - 2 modules. Depth: 41 mm

250 V~ Israeli standard socket outlets



**14240**  
SICURY 2P+E 16 A, Israeli standard - 2 modules. Depth: 28.7 mm

127 V~ American and Saudi Arabia standard socket outlets



**14242**  
SICURY 2P+E 15 A, USA and Arabia standard. Depth: 26.4 mm

**14245**  
2P+E 15 A, USA and Arabia standard. Depth: 26.4 mm



**14243**  
SICURY 2P+E 15 A, USA and Arabia standard - 3 modules. Depth: 25 mm

**14246**  
Two 2P+E 15 A, USA and Arabia standard - 3 modules. Depth: 25 mm

250 V~ American standard socket outlets



**14247**  
2P+E 15 A, American standard. Depth: 26.4 mm

250 V~ Euro-American standard socket outlets




**14233**  
2P 16 A, Euro-American (pins ø 4.8 mm). Depth: 28 mm



**14234**  
SICURY 2P 16 A, Euro-American (pins ø 4.8 mm). Depth: 27 mm



**14248**  
SICURY 2P+E 16 A, polarised Euro-American - 2 modules. Depth: 25.5 mm



**14249**  
Two SICURY 2P+E 16 A socket outlets, polarised Euro-American - 3 modules. Depth: 23.5 mm

250 V~ Argentinian standard socket outlets



**14250**  
2P+E 10 A, Argentinian standard. Depth: 26 mm



**14253**  
2P+E 20 A, Argentinian standard - 2 modules. Depth: 27.8 mm

250 V~ Chinese standard socket outlets



**14254**  
SICURY 2P+E 16 A, Chinese standard - 2 modules. Depth: 27.8 mm

250 V~ Australian standard socket outlets



**14261**  
SICURY 2P+E 10 A, Australian standard - 2 modules. Depth: 28.2 mm



**14262**  
SICURY 2P+E 15 A, Australian standard - 2 modules. Depth: 28.2 mm

250 V~ Brazilian standard socket outlets



**14264**  
SICURY 2P+E 10 A, Brazilian standard. Depth: 31.5 mm



**14265**  
SICURY 2P+E 20 A, Brazilian standard. Depth: 31.5 mm

Current socket outlets

Possible pairings - foreign standard plugs and socket outlets

SOCKET OUTLET PLUG	German		French		English				Israeli	American Saudi Arabia				
	14208	14208.C	14212	14212.C	14214	14218	14219	14220		14226	14240	20242	20245	20243
Italian type S10 standard plug	•	•	•	•						•				
2P 2.5 A Europlug	•	•	•	•					•	•				
2P+E 16 A 250 V~ plug German standard	•	•								○				
2P+E 16 A 250 V~ plug Combined German and French standard	•	•	•	•						○				
2P 16 A 250 V~ plug Combined German and French standard	•	•	•	•						•				
2P+E 16 A 250 V~ plug French standard			•	•						○				
2P+E 10 A 250 V~ plug Swiss standard									•					
2P+E 16 A 250 V~ plug Israeli standard										•				
2P+E 5 A 250 V~ plug English standard					•									
2P+E 13 A 250 V~ plug English standard						•	•							
2P+E 16 A 250 V~ plug English standard						•								
2P+E 15 A 125 V~ plug American standard											•	•	•	•
2P 15 A 127 V~ plug American and Saudi Arabia standard											•	•	•	•

• Standard plug for pairing with socket outlet; ○ Standard plug for pairing with socket outlet without earth connection.

Possible pairings - foreign standard plugs and socket outlets

SOCKET OUTLET PLUG	American	Euro-American				Argentinian		Brazilian			Australian	
	14247	14233	14234	14248	14249	14250	14253	14264	14265	14254	20261	14262
Italian type S10 standard plug		•	•	•	•							
2P 2.5 A Europlug		•	•	•	•			•	•			
2P+E 16 A 250 V~ plug German standard		○	○	○	○							
2P+E 16 A 250 V~ plug Combined German and French standard		○	○	○	○							
2P 16 A 250 V~ plug Combined German and French standard		•	•	•	•							
2P+E 16 A 250 V~ plug French standard		○	○	○	○							
2P+E 15 A 125 V~ plug American standard				•	•							
2P+E 15 A 250 V~ plug American standard	•											
2P+E 10 A 250 V~ plug Argentinian standard						•						
2P+E 20 A 250 V~ plug Argentinian standard							•					
2P+E 10 A 250 V~ plug Brazilian standard								•	•			
2P+E 20 A 250 V~ plug Brazilian standard									•			
2P+E 16 A 250 V~ plug Chinese standard										•		
2P+E 10 A 250 V~ plug Australian standard											•	
2P+E 15 A 250 V~ plug Australian standard												•

• Standard plug for pairing with socket outlet; ○ Standard plug for pairing with socket outlet without earth connection.

Current socket outlets • Signal socket outlets

SICURY 2P+E interlocked socket outlets with circuit breaker (120-230 V~ 50/60 Hz)



**14273**  
16 A Bpresa socket outlet  
P17/11 250 V~, 1P+N C 16  
- 2 modules.  
Depth: 38.7 mm

**14276**  
16 A P30 250 V~, 1P+N C 16  
- 3 modules.  
Depth: 38.8 mm

SICURY 2P+E interlocked socket outlets with differential circuit breaker I<sub>Δn</sub> 10 mA, (120-230 V~ 50/60 Hz)



**14283**  
16 A Bpresa socket outlet  
P17/11 250 V~, 1P+N C 16  
- 3 modules.  
Depth: 38.7 mm

**14286**  
16 A P30 250 V~, 1P+N C 16  
- 4 modules.  
Depth: 38.7 mm

Socket outlets for shavers



**14290**  
230 V~ 50/60 Hz, with 20 VA isolating transformer,  
230 V~ and 120 V~ outputs - 3 modules.  
Depth: 41 mm

1-module USB power supply module



**14292**  
5 V 7.5 W, 1  
USB A 120-230  
V~ 50/60 Hz.  
Depth: 36 mm

**Δ 14292.AC**  
5 V 12 W, USB  
A+C, 120-240  
V~ 50/60 Hz.  
Depth: 36 mm

**14292.AC.15**  
5 V 15 W, USB  
A+C, 120-240  
V~ 50/60 Hz.  
Depth: 36 mm

**14292.C.25**  
5 V 25 W, USB  
C, 120-240 V~  
50/60 Hz.  
Depth: 36 mm

**14292.CC**  
5 V 15 W, USB  
C+C, 120-240  
V~ 50/60 Hz.  
Depth: 36 mm

2-module USB power supply module



**14295**  
5 V 10.5 W, 2 USB A  
for total 2.1 A, 120-  
230 V~ 50/60 Hz  
- 2 modules.  
Depth: 36 mm

**14295.AC**  
5 V 15 W, USB A+C  
for total 3 A, 120-  
240 V~ 50/60 Hz  
- 2 modules.  
Depth: 29 mm

**14295.CC**  
5 V 15 W, 2 USB C for  
total 3 A, 120-240 V~  
50/60 Hz - 2 modules.  
Depth: 29 mm

2-module USB power supply module - high resolution



**14298**  
5 V 60 W, 1 USB C,  
120-240 V~ 50/60 Hz  
- 2 modules.  
Depth: 32.25 mm

**14298.60**  
5 V 60 W, 1 USB C,  
120-240 V~ 50/60 Hz  
- 2 modules.  
Depth: 31.9 mm

Special socket outlets



**14330**  
2P 6 A 24 V  
(SELV), for plug  
01620.  
Depth: 24 mm

**14331**  
2P 6 A 24 V  
(SELV), for plugs  
01620 and  
01617.  
Depth: 24 mm

**14345**  
USB standard  
socket outlet,  
screw terminals.  
Depth: 30.9 mm

**14335**  
Socket outlet  
with 3 RCA  
connectors,  
screw terminals.  
Depth: 23.4 mm

**14583**  
Spring connector  
for speaker.  
Depth: 18.4 mm

**14346**  
HDMI standard  
socket outlet,  
standard Keystone  
coupler.  
Depth: 36.4 mm

**14346.H**  
HDMI standard  
socket outlet,  
standard Keystone  
coupler, 90° cable  
outlet.  
Depth: 29.4 mm

Signal socket outlets

Telephone socket outlets.



**14320**  
RJ11, 6  
positions, 4  
contacts (6/4).  
Depth: 32.4 mm



**14322**  
RJ11, with  
dust-guard flap,  
6 positions, 4  
contacts (6/4).  
Depth: 32.4 mm

Foreign standard telephone socket outlets



**14327**  
8 pins, French  
standard - 2 modules.  
Depth: 21 mm

TV-RD-SAT 5-2400 MHz coaxial socket outlets  
(IEC 60169-2 outputs: male and female)



**14300.01**  
Single connection  
1 dB.  
Depth: 22.6 mm



**14300.10**  
Feed-through  
10 dB.  
Depth: 22.4 mm

TV-RD SAT 5-2400 MHz coaxial socket outlets,  
demixed (2 outputs: male and female type F)



**14302.01**  
Single connection  
1 dB - 2 modules.  
Depth: 22.4 mm



**14302.10**  
Feed-through 10  
dB - 2 modules.  
Depth: 22.4 mm

TV-FM-SAT 5-2400 MHz coaxial socket outlets  
(3 outputs: male and female IEC 60169-2 + type F)



**14303**  
Single connection 1  
dB - 2 modules.  
Depth: 20.5 mm

Type F



**14318**  
With female type F  
connector.  
Depth: 10 mm

TV-RD-SAT 2400 Mhz coaxial connectors and terminal resistors



**16330**  
Z 75 Ω, for  
frequencies up to  
2400 MHz

**01644**  
Male, coaxial  
cable

**01645**  
Female, coaxial  
cable

**01634**  
Male, 90° cable

**01635**  
Female, 90° cable

**01654**  
Male, type F,  
for RG59 cable,  
external ø 7 mm

RJ45 data socket outlets



**14337.6**  
Cat. 6, UTP,  
with dust-guard  
flap.  
Depth: 25.1 mm

**14338.8**  
Netsafe, Cat.  
5e, UTP.  
Depth: 22.6  
mm

**14339.11**  
Netsafe, Cat.  
5e, UTP.  
Depth: 29.3  
mm

**14339.13**  
Netsafe, Cat. 6,  
UTP.  
Depth: 29.3 mm

**14339.14**  
Netsafe, Cat. 6,  
FTP.  
Depth: 29.3 mm

**14339.15**  
Netsafe, Cat. 6A,  
UTP.  
Depth: 29.3 mm

**14339.16**  
Netsafe, Cat. 6A,  
FTP.  
Depth: 29.3 mm

**14339.4**  
Netsafe,  
Cat. 5e,  
UTP 110.  
Depth: 23.7 mm

RJ45 data socket outlets

<b>14339.5</b> Netsafe, Cat. 5e, FTP 110. Depth: 36.5 mm	<b>14339.6</b> Netsafe, Cat. 6, UTP 110. Depth: 24 mm	<b>14340.1</b> Panduit, Cat. 5e, UTP. Depth: 27.4 mm	<b>14340.2</b> Panduit, Cat. 5e, FTP. Depth: 28 mm

Adaptors for data connectors

<b>14337.C</b> RJ45 Keystone + cover. Depth: 10 mm	<b>14338.C</b> RJ45 Cat. 5/6 AMP. Lucent T. Depth: 10 mm	<b>14340.C</b> For MINI-COM Panduit. Depth: 10 mm	<b>14341.C</b> For Cat. 5e e 6 Slim by Infra+, Merlin Gerin. Depth: 10 mm	<b>14343.K</b> Tilted adaptor for Keystone RJ45 connector. Depth: 10 mm

Socket outlets for fibre-optic cable

<b>14350.SC</b> Mono-modal 9/125 µm, with SC/APC simplex adaptor. Depth: 19.4 mm	<b>14350.LC</b> Mono-modal 9/125 µm, with LC duplex adaptor. Depth: 19.6 mm	<b>14351.SC</b> Multi-modal 50/125 µm, with SC simplex adaptor. Depth: 19.4 mm	<b>14351.LC</b> Multi-modal 50/125 µm, with LC duplex adaptor. Depth: 19.6 mm

Ringtones/buzzers and electronic ringtones

<b>14370.SR</b> Ringtone/buzzer 12 V ~ (SELV) 50/60 Hz. Depth: 31 mm	<b>14373.SR</b> Ringtone/buzzer 230 V~ 50/60 Hz. Depth: 31 mm	<b>14380</b> 3 sound sequences, 12 V~ and 12 VDC (SELV) power supply - 2 modules. Depth: 36 mm

Single and double pilot lights (for signalling unit)

<b>14386.B</b> Single with white diffuser. Depth: 22 mm	<b>14388</b> Double with neutral diffuser. Depth: 22 mm

Prismatic pilot lights (for lamps 14771 and 14777 - supplied without lamps)

<b>14387.B</b> White diffuser - 2 modules. Depth: 24 mm	<b>14387.R</b> Red diffuser - 2 modules. Depth: 24 mm	<b>14387.V</b> Green diffuser - 2 modules. Depth: 24 mm

Auxiliary and step marker lamps (with high-efficiency LED)

<b>14389</b> 230 V~ 50/60 Hz - 2 modules. Depth: 36 mm	<b>14381</b> 230 V~ 50/60 Hz. Depth: 36 mm	<b>14398</b> 100-240 V~ 50/60 Hz. Depth: 35.2 mm

Removable torch (with high-efficiency LED)

<b>14397</b> 100-240 V~ 50/60 Hz, removable - 2 modules. Depth: 36.4 mm	<b>00914</b> Spare Li-ion 3.7V 250mAh rechargeable battery for LED removable hand lamps 1439

Emergency lighting appliances (with automatic emergency device)

<b>14384</b> With high-efficiency LED lamp, 120-230 V~ 50/60 Hz - 3 modules. Depth: 36 mm	<b>02660.1</b> With high-efficiency LED, 230 V~ 50-60 Hz, rechargeable Ni-Cd battery, for installation in 6/7-module flush mounting boxes. Depth: 43 mm	<b>00913</b> Spare Ni-Cd 4.8 V 800 mAh rechargeable battery for LED emergency lighting fittings (02660.1)

Protection devices

<b>14416</b> 1P 16 A 250 V~ fuse carrier. Depth: 28 mm	<b>14418</b> SCUDO, surge protection device. Depth: 34.3 mm

LED signalling unit

<b>00931</b> 110-250 V 50/60 Hz 0.5 W, amber.	<b>00935.A</b> 12-24 VAC/DC 0.1 W, amber	<b>00936.250.A</b> 250 V 50/60 Hz 0.35 W, amber	<b>00936.5.A</b> 5 VAC/DC 0.01 W, amber	<b>00937.A</b> 12-24 VAC/DC 0.1 W, amber. For axial controls	<b>00937.5.A</b> 5 VAC/DC 0.01 W, amber. For axial controls	<b>00938.A</b> 110-250 V 50/60 Hz 0.3 W, amber. For axial controls
<b>00932</b> 220-240 V 50/60 Hz 0.5 W, green. For Quid relay module control push buttons 03992	<b>00935.B</b> as above, blue	<b>00936.250.B</b> as above, blue	<b>00936.5.B</b> as above, blue	<b>00937.B</b> as above, blue	<b>00937.5.B</b> as above, blue	<b>00938.B</b> as above, blue
	<b>00935.G</b> as above, green	<b>00936.250.G</b> as above, green	<b>00936.5.G</b> as above, green	<b>00937.G</b> as above, green	<b>00937.5.G</b> as above, green	<b>00938.G</b> as above, green
	<b>00935.R</b> as above, red	<b>00936.250.R</b> as above, red	<b>00936.5.R</b> as above, red	<b>00937.R</b> as above, red	<b>00937.5.R</b> as above, red	<b>00938.R</b> as above, red
	<b>00935.W</b> as above, white	<b>00936.250.W</b> as above, white	<b>00936.5.W</b> as above, white	<b>00937.W</b> as above, white	<b>00937.5.W</b> as above, white	<b>00938.W</b> as above, white
	<b>▲ 00935.WW</b> as above, warm white	<b>▲ 00936.250.WW</b> as above, warm white		<b>▲ 00937.WW</b> as above, warm white		<b>▲ 00938.WW</b> as above, warm white

E10 lamps 10x28 mm

	Incandescent:
<b>14771</b> 24 V~ 3 W, white <sup>1</sup>	
<b>14777</b> 230 V~ 3 W, white <sup>1</sup>	

1P circuit breakers (120-230 V~ 50/60 Hz)

<b>14404.10</b> C 10, trip.prot. 1500 A. Depth: 38 mm	<b>14404.16</b> C 16, trip.prot. 1500 A. Depth: 38 mm

1P+N circuit breakers (120-230 V~ 50/60 Hz)

<b>14405.06</b> C 6, trip.prot. 1500 A. Depth: 38 mm	<b>14405.10</b> C 10, trip.prot. 3000 A. Depth: 38 mm	<b>14405.16</b> C 16, trip.prot. 3000 A. Depth: 38 mm

1P+N residual current circuit breakers with overcurrent protection (RCBO) (120-230 V~ 50/60 Hz)

<b>14411.06</b> C 6, IΔn 10 mA p.i. 1500 A - 2 modules. Depth: 38 mm	<b>14411.10</b> C 10, IΔn 10 mA p.i. 3000 A - 2 modules. Depth: 38 mm	<b>14411.16</b> C 16, IΔn 10 mA p.i. 3000 A - 2 modules. Depth: 38 mm	<b>14411.16.6</b> C 16, IΔn 6 mA p.i. 3000 A - 2 modules. Depth: 38 mm	<b>14411.16.30</b> C 16, IΔn 30 mA p.i. 3000 A - 2 modules. Depth: 38 mm

Detectors (230 V~ 50/60 Hz)



**Δ 14420**  
Natural Gas Stop, natural gas detector, solenoid valve control - 3 modules.  
Depth: 36 mm

Bluetooth® wireless technology sound system



**21588.B**  
Passive speaker 8 Ω  
10 W, with incorporated 8-module mounting frame.  
Depth: 48 mm



**20587.B**  
Passive speaker 8 Ω 3 W  
- 3 modules.  
Depth: 40 mm



**14590<sup>1</sup>**  
4+4 W stereo amplifier, 2 outputs for 8 Ω speakers with built-in Bluetooth® wireless technology receiver, 1 LINE IN input, 12 VDC power supply - 2 modules.  
Depth: 36 mm

Thermostats (heating and air conditioning)



**14440**  
ON/OFF control (class I, contribution 1%), input for remote activation of the energy-saving function, change-over relay output 6(2) A 230 V~ - 2 modules.  
Depth: 37 mm



**02970.B**  
Dial thermostat with relay output 5(2) A 240 V~, heating and air conditioning in ON/OFF mode, class I temperature control device (contribution 1%), white LED backlighting with brightness control, 100-240 V 50/60 Hz - 2 modules. Depth: 28.5 mm

Electronic sensors



**14432**  
Electronic temperature sensor.  
Depth: 23.4 mm



**14433**  
Electronic 12/24V humidity sensor, 1 output 0-10 V or 4-20 mA - 2 modules  
Depth: 36 mm

Switches for fan coil regulation



**14063**  
With two buttons and central OFF position, 2P 10 AX 250 V~.  
Depth: 33.5 mm



**14095**  
Slide, 1P 6(2) A 250 V~, 4 positions.  
Depth: 39 mm



**▲ 14134**  
220-240 V dimmer, 50/60, Hz 4 positions.  
Depth: 40.4 mm

Solutions for hospitality



**02686.1**  
Control device with 4 push buttons 1P NO 24 VDC 50 mA max., to be completed with interchangeable half-button caps, lighttable - 2 modules.  
Depth: 15 mm



**14026.DND**  
Do Not Disturb button with lighttable diffuser




**14026.PLS**  
Please Clean button with lighttable diffuser



**14099**  
Volume control 8 ohm 15 W for speaker, white - 2 modules.  
Depth: 29.7 mm



**14097**  
1P NO 10 A 230 V~ push button, for hotel, with lighttable "Do Not Disturb" and "Please Clean" - 2 modules.  
Depth: 27 mm



**00975**  
Name label to be customised with room number or other symbols for push button 14097



**02685**  
4 pilot lights: IN, Do Not Disturb, OUT, maid symbol, white - 2 modules. Depth: 22 mm



**14290**  
230 V~ 50/60 Hz, with 20 VA isolating transformer, 230 V~ and 120 V~ outputs - 3 modules.  
Depth: 41 mm



**02690**  
Motion and presence detector, 360° for lighting 2000 W incandescent lamps, 10-1000 W CFL lamps, 100 W LED lamps, 220-240 V~ 50/60 Hz, for ceiling mounting

Access control



**14463**  
Electronic badge switch, vertical pocket, relay output 4 A 120-230 V~ (NON SELV), 120-230 V~ 50/60 Hz, installation on 2-module or 2 central module mounting frames - 2 modules. Supplied without ISO card (badge)  
Depth: 20.5 mm



**14465**  
Electronic vertical badge switch, 230 V~ 50/60 Hz and 24 VDC (SELV) - 3 modules.  
Depth: 36 mm



**14468**  
NFC/RFID electronic transponder card reader, compatible with **AGB Electronic Solutions** for hotels, vertical pocket, 1 relay output 10 A 230 V~ N.O. (NON SELV), 1 relay output 4 A 230 V~ N.O. (NON SELV), 120-230 V~ 50/60 Hz - 3 modules. Supplied without ISO card (badge)  
Depth: 29.5 mm



**14468.1**  
NFC/RFID electronic transponder card reader, compatible with **AGB Electronic Solutions** for hotels, vertical pocket, 1 relay output 10 A 230 V~ N.O. (NON SELV), 1 relay output 4 A 230 V~ N.O. (NON SELV), 120-230 V~ 50/60 Hz - 3 modules. Supplied without ISO card (badge)  
Depth: 30.5 mm



**14469**  
NFC/RFID electronic transponder card reader, compatible with **Mifare Electronic Solutions** for Hotels, vertical pocket, 1 relay output 10 A 230 V~ NO (NON SELV), 1 relay output 4 A 230 V~ NO (NON SELV), 120-230 V~ 50/60 Hz power supply, visible in darkness pocket lighting - 3 modules. Supplied without Mifare card (badge)  
Depth: 30.5 mm



**16452**  
Programmable smart card  
**16452.H**  
As above, customisable



**16452.S**  
ISO card (badge)

Antibacterial solutions

Antibacterial solutions

Devices made from antibacterial material

<b>14041.AB</b> Blank module. Depth: 10 mm	<b>14001.AB</b> 1P 1-way switch, 16 AX 250 V~ (lightable). Depth: 24 mm	<b>14015.AB</b> 2P 1-way switch, 16 AX 250 V~. Depth: 24 mm	<b>14013.AB</b> 1P reversing switch, 16 AX 250 V~ (lightable). Depth: 24 mm	<b>14005.AB</b> 1P 2-way switch, 16 AX 250 V~ (lightable). Depth: 24 mm	<b>14008.AB</b> 1P NO push button, 10 A 250 V~ (lightable). Depth: 24 mm	<b>14022.AB</b> Interchangeable button with ring (lightable), neutral - 2 modules.	<b>14052.AB</b> 1P NO 10 A 250 V~ push button, pull-cord, with 1.5 m cord. Depth: 24 mm	<b>14136.AB.1</b> MASTER universal dimmer with potentiometer. Depth: 40.5 mm

<b>14203.AB</b> SICURY 2P+E 16 A 250 V- Bpresa socket outlet, Italian standard type P17/11. Depth: 24 mm	<b>14210.AB</b> SICURY 2P+E 16 A 250 V- socket outlet, universal - 2 modules. Depth: 25 mm	<b>14210.C.AB</b> SICURY 2P+E 16 A 250 V- socket outlet, universal, with cover - 2 modules. Depth: 25 mm	<b>14208.AB</b> SICURY 2P+E 16 A 250 V- socket outlet, German standard - 2 modules. Depth: 28.4 mm	<b>14212.AB</b> SICURY 2P+E 16 A 250 V- socket outlet, French standard - 2 modules. Depth: 25.4 mm	<b>14203.AB.R</b> SICURY 2P+E 16 A 250 V- Bpresa socket outlet, Italian standard type P17/11, red. Depth: 24 mm	<b>14210.AB.A</b> SICURY 2P+E 16 A 250 V- socket outlet, universal, orange - 2 modules. Depth: 25 mm	<b>14210.AB.R</b> SICURY 2P+E 16 A 250 V- socket outlet, universal, red - 2 modules. Depth: 25 mm

<b>14210.C.AB.R</b> SICURY 2P+E 16 A 250 V- socket outlet, universal, with cover, red - 2 modules. Depth: 25 mm	<b>14210.AB.V</b> SICURY 2P+E 16 A 250 V- socket outlet, universal, green - 2 modules. Depth: 25 mm	<b>14290.AB</b> 230 V- shaver socket outlet, 50/60 Hz, with 20 VA isolating transformer, 230 V- and 120 V- outputs - 3 modules. Depth: 41 mm	<b>14330.AB</b> 2P 6 A socket outlet, 24 V (SELV), for plug 01620. Depth: 24 mm	<b>14320.AB</b> RJ11 socket outlet, 6 positions, 4 contacts (6/4). Depth: 32.6 mm	<b>14339.AB.13</b> RJ45 socket outlet, Netsafe, Cat. 6, UTP. Depth: 29.3 mm	<b>14339.AB.14</b> RJ45 socket outlet, Netsafe, Cat. 6, FTP. Depth: 29.3 mm

<b>14342.AB</b> RJ45 socket outlet, 8 positions, 8 contacts (8/8). Depth: 32.6 mm	<b>14300.AB.01</b> TV-RD-SAT 5-2400 MHz coaxial socket outlet, single connection, 1 dB. Depth: 21.6 mm

Antibacterial cover plates

Antibacterial solutions

Plana Up

<b>▲ 14642U.AB.01</b> 2 modules	<b>▲ 14653U.AB.01</b> 3 modules	<b>▲ 14654U.AB.01</b> 4 modules	<b>▲ 14657U.AB.01</b> 7 modules

Plana

<b>14642.AB.01</b> 2 modules	<b>14653.AB.01</b> 3 modules	<b>14643.AB.01</b> 4 modules (2+2, distance between centres 71 mm)
<b>14654.AB.01</b> 4 modules	<b>14644.AB.01</b> 6 modules (2+2+2, distance between centres 71 mm)	
<b>14657.AB.01</b> 7 modules	<b>14669.AB.01</b> 8 modules (2+2+2+2, distance between centres 71 mm)	

Cable outlet



**14046<sup>2</sup>**  
Cable outlet with 2P+E 20 A terminal block - 2 modules. Depth: 22.1 mm



**14047<sup>2</sup>**  
Cable outlet with 2P+E 45 A terminal block, with mounting frame and cover. Depth: 20 mm



**14049<sup>3</sup>**  
13 A connection unit with 2P 1-way switch and protection fuse, complete with mounting frame. Depth: 20.4 mm

1P 250 V~ 1-way switches (lightable)



**14003**  
3 independent 1-way switches, 20 AX - 2 modules. Depth: 24 mm

2P 250 V~ 1-way switches (lightable)



**14016.WH**  
20 AX, with Water/Heater symbol. Depth: 24 mm



**14021.PS**  
Interchangeable button (lightable), with PRESS symbol



**14016.2.WH**  
20 AX, with Water/Heater symbol - 2 modules. Depth: 24 mm

2P 250 V~ 1-way switches (lightable) - with mounting frame



**14017**  
32 A, ON/OFF complete with mounting frame. Depth: 22.5 mm



**14017.WH**  
32 A, with Water/Heater symbol, complete with mounting frame. Depth: 22.5 mm



**14018**  
45 A, ON/OFF complete with mounting frame. Depth: 22.5 mm



**14018.CK**  
45 A, with COOKER symbol, complete with mounting frame. Depth: 22.5 mm



**14019**  
45 A, ON/OFF complete with mounting frame. Depth: 22.5 mm



**14019.CK**  
45 A, with COOKER symbol, complete with mounting frame. Depth: 22.5 mm

1P 250 V~ 2-way switches



**14007**  
3 independent 2-way switches, 20 AX, - 2 modules. Depth: 30.6 mm

230 V~ badge 1-way switches



**14466**  
Vertical pocket, 16 A relay output, complete with mounting frame. Depth: 27.4 mm

250 V~ current socket outlets



**14221<sup>4</sup>**  
SICURY 2P+E 13 A, 2P 1-way switch, complete with mounting frame. Depth: 17.5 mm



**14222<sup>4</sup>**  
2 SICURY 2P+E 13 A socket outlets, 2x2P 1-way switches, complete with mounting frame. Depth: 17.5 mm



**14215<sup>5</sup>**  
SICURY 2P+E 5 A, 2P 1-way switch, complete with mounting frame. Depth: 17.5 mm

250 V~ current socket outlets with USB power supply unit



**14223.A**  
SICURY 2P+E 13 A, 2P 1-way switch, 1 USB A 5 V 12 W complete with mounting frame. Depth: 22.8 mm



**14223.C**  
SICURY 2P+E 13 A, 2P 1-way switch, 1 USB C 5 V 12 W, complete with mounting frame. Depth: 22.8 mm



**14224.AC**  
2 SICURY 2P+E 13 A socket outlets, 2x2P 1-way switches, 2 USB A+C 5 V 15 W, complete with mounting frame. Depth: 22.8 mm



**14224.CC**  
2 SICURY 2P+E 13 A socket outlets, 2x2P 1-way switches, 2 USB C+C 5 V 15 W complete with mounting frame. Depth: 22.8 mm

230 V~ shaver socket outlets




**14291<sup>6</sup>**  
230 V 50/60 Hz, with 20 VA isolating transformer, 120/230 V~ outputs, complete with mounting frame. Depth: 41 mm

Supervision



**40517**  
Wall-mounted Tab 7S Up hands-free video entryphone for Due Fili Plus system, integrated Wi-Fi for call forwarding to smartphone with dedicated App, with 7" touch-screen colour LCD display, capacitive keyboard for video door entry functions and intercom calls, video voicemail, teleloop for hearing aids, supervision of the View Wireless smart home automation system to control lights, roller shutters, sensors and scenarios, complete with bracket for fixing in round or rectangular mounting box, surface mounting or semi-flush mounting, white



**40515**  
Wall-mounted Tab 5S Up hands-free video entryphone for Due Fili Plus system, integrated Wi-Fi for call forwarding to smartphone with dedicated App, with 5" touch-screen colour LCD display, capacitive keyboard for video door entry functions and intercom calls, video voicemail, teleloop for hearing aids, supervision of the View Wireless smart home automation system to control lights, roller shutters, sensors and scenarios, complete with bracket for fixing in round or rectangular mounting box, surface mounting or semi-flush mounting, white



**40517.04**  
As above, black



**40515.04**  
As above, black



**6923**  
Additional power supply unit for Due Fili video door entry system with 28 V d.c. output, power supply 230 V~ 50/60 Hz 15 VA, installation on DIN rail (60715 TH35), occupies 4 modules size 17,5 mm

With **Vimar View App** (for the user) and **View Wireless App** (for the installer) available in Apple and Google Play stores.

Mounting frames for iPads



**01430**  
Mounting frame for 10.9-11" iPad devices, comprising a decorative frame with surface mounting frame with wall plugs, supplied with type C USB cable and no power supply unit, black



**01430.B**  
Same as previous, white



**01430.N**  
Same as previous, Next

Gateway




**14597**  
View Wireless gateway, Bluetooth® wireless technology for integration, configuration, supervision of View Wireless, via Cloud and App for smartphone, tablet, 100-240 V 50/60 Hz power supply - 2 modules. Depth: 37 mm

Connected 2-way switch for lights

**14592.0**  
Mechanism, with 100-240 V 50/60 Hz relay output for 500 W incandescent lamps, 100W LED lamps, 250 VA electronic transformers, 60 W fluorescent lamps, double Bluetooth® wireless technology 5.0 for the creation of View Wireless mesh system and Zigbee 3.0, 1 input for external push button for actuator control or to recall a scenario. To be completed with 1, 2, or 3-module interchangeable buttons. Depth: 36.5 mm



1-module interchangeable buttons (lightable)



**14021** Neutral  
**▲ 14021.1** Neutral  
**14021.G** Customisable  
**14021.L** Light symbol  
**14021.P** Key symbol  
**14026** With diffuser  
**14029** With name plate  
**14026.DND** Do Not Disturb symbol, with diffuser  
**14026.PLS** Please Clean symbol, with diffuser

2- and 3-module interchangeable buttons (lightable)




**14022** Without symbol  
**▲ 14022.1** Without symbol  
**14022.G** Customisable  
**14027** With diffuser  
**14022.L** Light symbol  
**14022.P** Key symbol



**14023**  
Without symbol

Connected control for roller shutters



**14594.0**  
Electronic View Wireless control device for 1 roller shutter with slat orientation, change-over relay output for cosφ 0.6 motor 2 A 100-240 V~ 50/60 Hz, Bluetooth® wireless technology 5.0 for the creation of View Wireless mesh system and Zigbee 3.0 standard, 1 input for external push button to call up a scenario, favourite position recall function, to be completed with two interchangeable half-button caps, 1 module. Depth: 36.5 mm



**14755.2**  
2 interchangeable half-button caps, arrow symbol  
1 module

Connected actuator for roller shutters



**03982**  
Control device for 1 roller shutter with slat orientation, change-over relay output for cosφ 0.6 motor 2 A 100-240 V~ 50/60 Hz, remote control, double Bluetooth® wireless technology 5.0 technology for the creation of View Wireless mesh system and Zigbee 3.0 standard, 100-240 V 50/60 Hz power supply, flush mounting (retrofit)

Connected dimmers



14595.0

View Wireless electronic dimmer mechanism for 20-200 W incandescent lamps, 2-200 W LED lamps, 20-200 W electronic transformers, double IoT technology on Bluetooth 5.0 standard for the creation of VIEW Wireless mesh system and on Zigbee 3.0 standard, 1 input for external push button for dimmer control or to recall a scenario, dimmer off operation, RGB LED visible in darkness with brightness control, 220-240 V 50/60 Hz power supply, to be completed with Plana 1-module interchangeable buttons Depth: 36.5 mm



14755.3

2 interchangeable half-button caps, arrow symbol  
1 module

Connected electronic controls



14591.0

View Wireless electronic dimmer mechanism for 20-200 W incandescent lamps, 2-200 W LED lamps, 20-200 W electronic transformers, double IoT technology on Bluetooth 5.0 standard for the creation of VIEW Wireless mesh system and on Zigbee 3.0 standard, 1 input for external push button for dimmer control or to recall a scenario, dimmer off operation, RGB LED visible in darkness with brightness control, 220-240 V 50/60 Hz power supply, to be completed with Plana 1-module interchangeable buttons Depth: 36.5 mm



14755.2

2 interchangeable half-button caps, arrow symbol  
1 module



14755.3

2 interchangeable half-button caps, dimmer symbols, 1 module



14755.6

2 interchangeable half-button caps, scenario symbols  
1 module



14755

2 interchangeable half-button caps, neutral, customisable  
1 module

Radio frequency control



03925

Flat control with push buttons and 2.4 Ghz radio transmitter, Bluetooth Low Energy standard, energy harvesting energy supply provided by built-in electro-dynamic generator, to be completed with dedicated colour version of Eikon 20506 or 20506.2, Arké 19506 or 19506.2, Idea 16526 or 16526.2 or Plana 14506 or 14506.2 buttons - 2 modules  
Depth: 39 mm


Connected socket outlet actuators



14593


Control device with NO 16 A 100-240 V~ 50/60 Hz relay output, local control with push button or remote control, Bluetooth® wireless technology 5.0 for the creation of View Wireless mesh system and Zigbee 3.0 standard, function for measuring instant power and energy consumption and load cut-off threshold. Depth: 39 mm

Connected actuator



03981

Control device with NO relay output 100-240 V 50/60 Hz for 500 W incandescent lamps, 100 W LED lamps, 250 VA electronic transformers, 120 W fluorescent lamps, remote control, 1 input for wired control to recall a scenario, double Bluetooth® wireless technology 5.0 for the creation of View Wireless mesh system and Zigbee 3.0 standard, 100-240 V 50/60 Hz power supply, flush mounting (retrofit)



03983

VIEW Wireless electronic module with 3 programmable digital inputs for potential-free contacts, 1 programmable NO/NC relay output for SELV voltage-free contact, IoT technology on Bluetooth 5.0 standard to create the VIEW Wireless mesh system, 100-240 V 50/60 Hz power supply, flush mounting (retrofit)

Actuations



03985

View Wireless electronic control actuator with 4 relay outputs 16 A 240 V~, programmable NO/NC with function to control lights, roller shutters with slat orientation, fan coil, climate control, accesses, sprinkler system, push buttons for local control, IoT technology on Bluetooth 5.0 standard for the creation of VIEW Wireless mesh system, 100-240 V 50/60 Hz power supply, installation on DIN rail (60715 TH35), occupies 4 modules size 17.5 mm



03986

View Wireless electronic control actuator with 1 proportional analogue 0/1-10 V output with re-scalable voltage, 1 10 AX relay output 100-240 V~ 50/60 Hz, programmable NO/NC with function to control lights, fan coil, climate control, accesses, sprinkler system, push button for local control, IoT technology on Bluetooth 5.0 standard for the creation of VIEW Wireless mesh system, 100-240 V 50/60 Hz power supply, installation on DIN rail (60715 TH35), occupies 2 modules size 17.5 mm

Connected energy meter



02963

Connected device for consumption meter/production of instantaneous electricity and consumption logs (with hourly, daily, monthly, annual resolution), 1 input for toroidal current sensor supplied, detectable power 25 W-100 kW, single-phase power supply 100-240 V 50/60 Hz, IoT double Bluetooth® wireless technology 5.0 for the creation of View Wireless mesh system and Zigbee 3.0 standard, installation on DIN rail (60715 TH35), occupies 1 module measuring 17.5 mm

Connected magnetic contact



03980

Magnetic contact for doors and windows, IoT technology on Bluetooth® 5.0 standard for the creation of View Wireless mesh system, 1 input for voltage-free contact, powered by AA LR6 1.5 V batteries (not supplied), white. For use as an accessory of the connected thermostat or, in combination with the IoT gateway, as a sensor for magnetic contact or voltage-free contact input opening/closing notifications

Connected dial thermostat



▲ 02974.B

Dial thermostat with relay output NO 5(2) A 240 V~, 3-speed and proportional fan coil control, IoT technology on Bluetooth technology 5.0 standard for the creation of View Wireless mesh system, 1 input for external temperature sensor, heating and air conditioning in ON/OFF and PID mode, class I temperature control device (contribution 1%) in ON/OFF mode, class IV (contribution 2%) in PID mode, white LED backlighting with brightness control, 100-240 V 50/60 Hz power supply, grey - 2 modules. Depth: 28.5 mm

Connected thermostatic head



▲ 03989

Thermostatic head, IoT technology, Bluetooth technology 5.0 standard for the creation of View Wireless mesh system, heating in PI mode, class IV temperature control device (contribution 2%), display with white LED backlighting, AA alkaline batteries (not rechargeable), installation on radiators equipped with flow control valves. Mechanical adaptors supplied for compatibility with the main valves: RA Danfoss, RAV Danfoss, RAVL, Danfoss, Giacomini, Caleffi, M28x1.5, FAR.

Connected radar sensors



**14179**  
VIEW Wireless electronic control actuator with 1 proportional analogue 0/1-10 V output with re-scalable voltage, 1 10 AX relay output 100-240 V~ 50/60 Hz, programmable NO/NC with function to control lights, fan coil, climate control, accesses, sprinkler system, push button for local control, IoT technology on Bluetooth 5.0 standard for the creation of VIEW Wireless mesh system, 100-240 V 50/60 Hz power supply, installation on DIN rail (60715 TH35), occupies 2 modules size 17.5 mm

Ceiling mounting connected radar sensors



**02692**  
UWB radar sensor, IoT technology on Bluetooth 5.0 standard for the creation of VIEW Wireless mesh system, 1 solid state output for extra low voltage controls (SELV and non SELV), 1 input for external push button for output activation or to recall a scenario, 100-240 V 50/60 Hz power supply, false ceiling installation



**02692.S.1**  
Round section adaptor for ceiling installation of the IoT connected radar sensor 02692

Connected access control



**14462**  
NFC/RFID smart card landing reader, card configuration using VIEW Wireless App, Bluetooth technology standard, IoT technology on Bluetooth® wireless technology 5.0 standard for the creation of VIEW Wireless mesh system, 1 relay output NO 16 A 120-240 V~ 50/60 Hz, 1 MAKE UP ROOM input, 100-240 V~ 50/60 Hz - 2 modules. Depth: 31 mm



**14467**  
NFC/RFID smart card reader pocket for installation inside the room, IoT technology on Bluetooth® wireless technology 5.0 standard for the creation of VIEW Wireless mesh system, 1 relay output NO 16 A 120-240 V~ 50/60 Hz, 1 configurable input, 100-240 V~ 50/60 Hz - 2 modules. Depth: 31 mm



**01817**  
Transponder card

Remote assistance devices



**03890**  
Remote assistance device for calling recorded numbers via mobile network. The hands-free call is sent by pressing the "Alarm" button or using the push button on the bracelet/pendant accessory supplied or another device connected to the interface 03895. The device can also receive incoming calls with automatic answering



**03893**  
Radio push button for remote assistance hands-free calls 03890, can be worn as a pendant or bracelet, IP65, power supply with non-replaceable 3V CR2032 lithium battery



**03895**  
Radio interface for remote assistance calls, 1 wired voltage-free contact input to initiate a call, power supply with 3V CR123 lithium battery (supplied)

Supervision



**01425**  
10" colour touch screen via specific gateway, used for home automation system supervision, IP/Due Fili Plus video door entry indoor station, IP video camera and CCTV system manager, power supply POE or 12-30 VDC, complete with mounting frame for installation in 8-module boxes (4+4), to be completed with 10" cover plate, black



**21665.11**  
Aluminium  
Dimensions: 345x250 mm



**21665.70**  
Diamond white  
Dimensions: 345x250 mm



**21665.76**  
Diamond black  
Dimensions: 345x250 mm



**01422**  
7" IP touch screen with capacitive colour display, used as a home automation system supervisor, IP/Due Fili Plus video door entry indoor station, IP camera and CCTV system manager, PoE or 12-30 VDC power supply, surface mounting with bracket on round mounting box, rectangular 3 module horizontal and vertical, 8 module (4+4) and BS square mounting box, black



**01422.B**  
7" IP touch screen with capacitive colour display, used as a home automation system supervisor, IP/Due Fili Plus video door entry indoor station, IP camera and CCTV system manager, PoE or 12-30 VDC power supply, surface mounting with bracket on round mounting box, rectangular 3 module horizontal and vertical, 8 module (4+4) and BS square mounting box, white



**01420**  
4.3" IP touch screen with capacitive colour display, used as a home automation system supervisor, IP/Due Fili Plus video door entry indoor station, IP camera and CCTV system manager, PoE or 12-30 VDC power supply, complete with mounting frame for flush mounting in 8-module boxes (4+4), to be completed with cover plates, black



**01420.B**  
4.3" IP touch screen with capacitive colour display, used as a home automation system supervisor, IP/Due Fili Plus video door entry indoor station, IP camera and CCTV system manager, PoE or 12-30 VDC power supply, complete with mounting frame for flush mounting in 8-module boxes (4+4), to be completed with cover plates, white



**01420.BN**  
4.3" IP touch screen with capacitive colour display, used as a home automation system supervisor, IP/Due Fili Plus video door entry indoor station, IP camera and CCTV system manager, POE or 12-30 VDC power supply, complete with mounting frame for flush mounting in 8-module boxes (4+4), to be completed with cover plates, neutral

With the **Vimar Pro** App (for the installer) available in the Apple and Google Play stores.

Mounting frames for iPads



**01430**  
Mounting frame for 10.9-11 inch iPad devices, comprising a decorative frame with surface mounting frame with wall plugs, supplied with type C USB cable and no power supply unit, black



**01430.B**  
Mounting frame for 10.9-11 inch iPad devices, comprising a decorative frame with surface mounting frame with wall plugs, supplied with type C USB cable and no power supply unit, black



**01430.N**  
Mounting frame for 10.9-11 inch iPad devices, comprising a decorative frame with surface mounting frame with wall plugs, supplied with type C USB cable and no power supply unit, black

IP Gateway and infrastructure devices



**01410**  
IoT gateway for integration, configuration and local or remote maintenance of By-me Plus home automation system, via IP/LAN network, Cloud and App for smartphone, tablet, PC or touch IP supervisor, **Light version for max. 32** By-me Plus devices, installation on DIN rail (60715 TH35), occupies 4 modules size 17.5 mm



**01411**  
IoT gateway for integration, configuration and local or remote maintenance of By-me home automation system, via IP/LAN network, Cloud and App for smartphone, tablet, PC or touch IP supervisor, installation on DIN rail (60715 TH35), occupies 4 modules size 17.5 mm



**01415**  
IoT gateway for integration of Due Fili Plus video door entry system with IP/LAN network, Cloud and App for smartphone, tablet, PC or touch supervisor, installation on DIN rail (60715 TH35), occupies 6 modules size 17.5 mm



**01416**  
IoT router for integration of IP video entryphone with IP/LAN network, Cloud and App for smartphone, tablet, PC or touch IP supervisor, installation on DIN rail (60715 TH35), occupies 4 modules size 17.5 mm



**03812**  
IoT gateway for integration in By-alarm intrusion detection alarm systems with IP/LAN network, Cloud and App for smartphone, tablet, PC or touch supervisor

RJ11 socket outlets



**14329**  
Special RJ11 for the Bus.  
Depth: 33.1 mm



**01468**  
Unit for implementing logic, mathematical, timing and messaging functions, 1 module size 17.5 mm



**01400**  
Power supply unit with 29 VDC 400 mA output, 230 V~ 50/60 Hz, 2 modules size 17.5 mm



**01401**  
Power supply unit with 29 VDC 1280 mA output, 120-230 V~ 50/60 Hz, 8 modules size 17.5 mm



**01830**  
Power supply unit, 12 VDC output, 120-230 V~ 50/60 Hz, 4 modules size 17.5 mm



**01831.1**  
Power supply unit with 12 VDC 1250 mA output, 100-240 V~ 50/60 Hz, 1 module size 17.5 mm



**01833**  
Power supply unit with 12 VDC 1250 mA output, 100-240 V~ 50/60 Hz, 1 module size 17.5 mm



**01845.1**  
Home automation system line coupler, installation on DIN rail (60715 TH35), occupies 2 modules size 17.5 mm

Cables and accessories



**01840.C**  
Cable for By-me Bus system, 2x0.50 mm<sup>2</sup> with LSZH sheath, CPR Cca s1b d1 a1 class, suitable for installation with Category I power cables (U0 = 400 V), yellow - 100 m



**01840.E**  
Cable for By-me Bus system, 2x0.50 mm<sup>2</sup> with LSZH sheath, CPR Eca class, suitable for installation with Category I power cables (U0 = 400 V), white - 100 m



**01840.E.B**  
Cable for By-me Bus system sound system, 2x0.50 mm<sup>2</sup> with LSZH sheath, CPR Eca class, suitable for installation with Category I power cables (U0 = 400 V), blue - 100 m spool



**01841.E**  
Cable for By-me Bus system, 2x0.50 mm<sup>2</sup> shielded, with LSZH sheath, CPR Eca class, suitable for installation with Category I power cables (U0 = 400 V), for marine applications, white - 100 m



**01839**  
Removable terminal, 2 screw pins for Bus system

Infrastructure devices

Flush mounting power supply units



**14580**  
Power supply unit with 32 VDC 100 mA output, 110-230 V~ 50/60 Hz. Depth: 40 mm

Control and actuation

Roller shutter kit



**0K01482**  
Home automation roller shutter management kit containing:  

- 5 control devices with 4 push buttons and actuator for 1 roller shutter with slat orientation, change-over relay output for cosφ 0.6 A motor 120-230 V~ (01482);
- 1 device with 4 push buttons (01480);
- 1 230 V~ 29 VDC 400 mA power supply unit (01400).

 To be completed with interchangeable half-button caps 1 or 2 modules.

Controls



**01480**  
4 push buttons, RGB LED visible in darkness with brightness control, to be completed with interchangeable half-button caps - 2 modules

**01480.TR**  
As above, tropicalised. Depth: 20 mm



**01481**  
4 push buttons + NO 16 A 120-240 V~ 50/60 Hz relay actuator, RGB LED visible in darkness with brightness control, to be completed with interchangeable half-button caps - 2 modules. Depth: 37 mm



**01482**  
4 push buttons + actuator for 1 roller shutter with slat orientation, relay output for cosφ 0.6 motor 2 A 120-240 V~ 50/60 Hz, RGB LED visible in darkness with brightness control, to be completed with interchangeable half-button caps - 2 modules. Depth: 37 mm



**01485**  
6 push buttons, RGB LED visible in darkness with brightness control, to be completed with interchangeable half-button caps - 3 modules

**01485.TR**  
As above, tropicalised. Depth: 20 mm



**01486**  
6 push buttons + NO 16 A 120-240 V~ 50/60 Hz relay actuator, RGB LED visible in darkness with brightness control, to be completed with interchangeable half-button caps - 3 modules. Depth: 37 mm



**01487**  
6 push buttons + actuator for 1 roller shutter with slat orientation, relay output for cosφ 0.6 motor 2 A 120-240 V~ 50/60 Hz, RGB LED visible in darkness with brightness control, to be completed with interchangeable half-button caps - 3 modules. Depth: 37 mm




**01488**  
4 push buttons + dimmer 240 V~ 50/60 Hz phase cutting, incandescent 40-200 W, electronic transformers 40-300 VA at 240 V~, 20-150 VA at 120 V~, CFL 10-200 W at 240 V~, 5-100 W at 120 V~, LED 3-200 W at 240 V~, 3-100 W at 120 V~, RGB LED visible in darkness with brightness control, to be completed with interchangeable half-button caps - 2 modules. Depth: 37 mm



**01489**  
4 push buttons, 1 output 0/1-10 V SELV, 1 contact relay output NO 2A 120-240 V~ 50/60 Hz for ballast and LED driver, RGB LED visible in darkness with brightness control, to be completed with interchangeable half-button caps - 2 modules. Depth: 37 mm


Control and actuation

Interchangeable half-button caps - 1 module



**14751** Neutral, customisable  
**14751.0** Fixed, neutral  
**14751.1** ON and OFF symbols  
**14751.2** Arrow symbol  
**14751.3** Dimmer symbol

Interchangeable half-button caps - 2 modules



**14752** Neutral, customisable  
**14752.1** ON and OFF symbols  
**14752.2** Arrow symbol  
**14752.3** Dimmer symbol

Flush mounting detectors



**14485** IR motion detector - 2 modules. Depth: 25.5 mm

Surface mounting detectors



**01828** IR motion detector - 2 modules. Depth: 25.5 mm

Accessories



**00802** Adjustable mounting frame - 2 modules  
**00800** Fixing frame for surface mounting orientable supports  
**00805** Adaptor for fixing flush mounting orientable supports - 2 modules. Depth: 36.5 mm

Input/output interfaces




**14518** Interface for traditional controls. Depth: 39 mm  
**14584.1** Interface for transmission of By-me controls to IR receiver, complete with 3 m lead. Depth: 40 mm

Actuators



**14534** Actuator with change-over relay output 6 A 120-230 V-. Depth: 39 mm

Modules for retrofit installation



**01475** Module with 3 programmable digital inputs for potential-free contacts, 3 outputs for LED control, By-me home automation system, flush mounting (retrofit)  
**01476** Module with 2 programmable digital inputs for potential-free contacts, 1 output for a roller shutter with slat orientation with relay for cos φ 0.6 motor 2 A 120-230 V-, 2 outputs for LED control, By-me home automation system, flush mounting (retrofit)  
**01477** Module with 2 programmable digital inputs for potential-free contacts, 1 light control NO relay output 10 A 120-230 V- 50/60 Hz, 2 outputs for LED control, By-me home automation system, flush mounting (retrofit)

Control and actuation

Interfaces, actuators and dimmers



**01417** Actuator + RGB(W) dimmer, 4 PWM outputs up to 5 A 12-48 VDC, with constant voltage control, brightness control of max. 4 monochrome LEDs or RGB(W) LED strips or spotlights or Dynamic White LED strips or spotlights, 1 NO relay output 6 A 120-240 V- for LED power supply units, push buttons for local control, 4 modules size 17.5 mm  
**01418** Universal phase cutting dimmer 120-240 V- 50/60 Hz, 2 outputs for incandescent lamps 40-300 W at 240 V-, 20-150 W at 120 V-, electronic transformers 40-300 VA at 240 V-, 20-150 VA at 120 V-, CFL lamps 10-200 W at 240 V-, 5-100 W at 120 V-, LED lamps 3-200 W at 240 V-, 3-100 W at 120 V-, push buttons for local control, protection fuse, 4 modules size 17.5 mm  
**01419.1** Actuator for DALI/DALI2 lamps with integrated power supply unit, MASTER controller function, max. 64 lamps configurable in 16 By-me Plus Functional Blocks via View PRO APP, DALI Device Type 8 for dynamic white and RGB(W) management, By-me Plus home automation system, push button for local control, 120-240 V- 50/60 Hz, 2 modules size 17.5 mm  
**01466.1** Actuator with 4 proportional analogue outputs (0/4-20 mA or 0-10 V with re-scalable Max voltage or current, 120-230 V- 50/60 Hz, 4 modules size 17.5 mm. Combined with By-me temperature probes and thermostats to make a modulating room thermostat class V (3% contribution). Combined with relay actuators it regulates lamps controlled by drivers 0/1-10 V



**01467** Device with 3 analogue signal inputs, 1 input 0-10 V or 4-20 mA, 1 input for NTC sensor, 1 input for brightness sensor 01530, 2 modules size 17.5 mm  
**01850.2** Actuator with change-over relay output 16 A 120-230 V- + local control push button, 2 modules size 17.5 mm  
**01470.1** Module with 9 inputs and 8 preprogrammed outputs for residential or hotel applications, N/O relay outputs 16 A 120-230 V- 50/60 Hz programmable with function for lights, roller shutters with slat orientation, local control, 6 modules size 17.5 mm  
**01471** Actuator with 4 change-over relay outputs 16 A 120-230 V-, programmable, control function for lights, roller shutters with slat orientation, fan coil, local control, 4 modules size 17.5 mm  
**01975** Actuator with 1 output 1-10 VDC 30 mA for LED control, 1 change-over relay output 120-230 V- 2.5 A, 120-230 V- 50/60 Hz, 3 modules size 17.5 mm  
**01976** Actuator with 1 output 1-10 VDC 30 mA for LED control, 1 relay output 12-24 V 10 A, 12-24 V- 50/60 Hz or 12-24 VDC, 3 modules size 17.5 mm

Electronic power supply units



**01876** 230 V- 50 Hz multi-voltage for adjustable RGB LED modules 12/24 VDC, adjustable with RGB dimmer and FADING-SHOW dimmer

System extension with EnOcean® wireless technology (868 MHz)



**03955** Four push buttons with 868 MHz radio frequency transmitter, EnOcean® standard, to be completed with buttons 20506+20506.2 - 2 modules  
**01796.2** Multi-function actuator with relay output NO 10 A 230 V- programmable with switch function for local control, transferable local input as ON/OFF control for other EnOcean® actuators, 230 V- 50/60 Hz power supply

Control and actuation

System extension with EnOcean® wireless technology (868 MHz)



**20507.B**  
Mounting frame for surface mounting RF controls, to be completed with 2-module cover plates or 2 central modules, white



**14507**  
Mounting frame for surface mounting RF controls, to be completed with 2-module cover plates, white



**14506**  
Pair of 1-module buttons for RF controls, customisable



**14506.2**  
2-module button for RF controls, customisable

Bus-RF interface



**14508**  
Bus-RF interface - 2 modules. Depth: 25.5 mm

Temperature control

Flush mounting dial thermostats



**02971.B**  
Home automation system dial thermostat for room temperature control (heating and air conditioning), 2- and 4-pipe system management, 3-speed and proportional fan coil control, class I temperature control device (contribution 1%) in ON/OFF mode, class IV (contribution 2%) in PID mode, can be interfaced with actuator with proportional analogue outputs 01466.1 to make a class V modulating room thermostat (contribution 3%), 1 input for electronic temperature sensor 20432, 19432 or 14432 or wired temperature sensor 02965.1, white LED backlighting

Flush mounting thermostats



**02951.B**  
Touchscreen thermostat (heating and air-conditioning), 2 and 4 pipe system management, 3-speed and proportional fan-coil control, class I temperature control device (contribution 1%) in ON/OFF mode, class IV (contribution 2%) in PID mode, 1 input for flush mounting or wired NTC temperature sensor, RGB LED backlighting, can be interfaced with actuator with proportional analogue outputs 01466 to make a class V modulating room thermostat (contribution 3%) - 2 modules

Temperature control

Probes and sensors



**14538**  
Temperature control probe in ON/OFF mode, PWM and PID, for 2- and 4-pipe systems, 3-speed and proportional fan-coil control, 1 input for NTC sensor. Depth: 39 mm



**14433**  
Electronic 12/24V humidity sensor, 1 output 0-10 V or 4-20 mA - 2 modules. Depth: 36 mm



**14432**  
Electronic temperature sensor. Depth: 23.4 mm



**02965.1**  
Wired temperature sensor, from -40 to +120 °C - 3 m



**01465**  
HVAC controller for heating systems, 120-230 V~ 50/60 Hz, 3 inputs for PT100, PT1000 and NTC probes, 1 mixer valve control output, 1 output 0-10 V or (0)4-20 mA, 1 change-over relay output 16 A 230 V~, 6 modules size 17.5 mm

Energy management

Actuators



**14537**  
Actuator with relay output 16 A 230 V ~ 50 Hz with integrated current sensor - 2 modules. Depth: 36 mm



**01451**  
Power meter with integrated current sensor, detects up to 3680 W, flush mounting (retrofit)



**01452**  
Pulse counter interface for detecting data from electricity, water, gas meters, with flush mounting (retrofit)



**01457**  
Toroidal current sensor for load control and energy metering, hole diameter 7.5 mm, cable length 40 cm



**01458**  
Toroidal current sensor for load control and energy metering, hole diameter 19 mm, cable length 40 cm



**01459**  
Toroidal current sensor for load control and energy metering, hole diameter 9 mm, cable length 40 cm



**01450**  
Power meter, 3 inputs for toroidal sensor, 25 W-100 kW, 120-230 V 50/60 Hz, 230/400 V 50/60 Hz, 1 module size 17.5 mm. Supplied with toroidal current sensor 01457



**01455**  
Load control module, 3 inputs for toroidal sensor, 25 W-100 kW, 120-230 V 50/60 Hz, 230/400 V 50/60 Hz, 1 module size 17.5 mm. Supplied with toroidal current sensor 01457



**01456**  
Actuator with relay output 16 A 120-230 V~ 50/60 Hz with integrated current sensor, 1 input for toroidal residual current sensor, 1 module size 17.5 mm. Supplied without toroidal residual current sensor



**01546**  
Weather station, KNX standard, 12-32 VDC or 12-24 VAC

Sound system

Devices



**14583**  
Spring connector for speaker.  
Depth: 18.4 mm



**14590<sup>1</sup>**  
4+4 W rms stereo amplifier, 2 outputs for 8 Ω speakers with built-in *Bluetooth*® wireless technology receiver, 1 LINE IN input, 12 VDC power supply - 2 modules. Depth: 36 mm

<sup>1</sup> The article can be ordered with Bluetooth network customisation (see specifications on page 109)



**14586**  
Microphone for selective or general call, voice activation function for monitoring children - 2 modules. Depth: 36 mm



**01483**  
4 push buttons, 1 LINE OUT, to be completed with interchangeable buttons - 2 modules. Depth: 37 mm



**01484**  
4 push buttons with 1+1 W RMS stereo amplifier, 2 outputs for 8 Ω speakers, to be completed with interchangeable buttons - 2 modules. Depth: 37 mm

Interchangeable half-button caps - 1 module



**14751.4**  
Volume I and O




**14751.5**  
Function/track change

Sound system

Speakers and system components



**21588.B**  
Passive speaker 8 Ω 10 W - 4+4 modules. Depth: 48 mm



**20587.B**  
Passive speaker 8 Ω 3 W - 3 modules. Depth: 40 mm



**01906**  
Passive speaker IP55 8 Ω 30 W, installation on hollow walls and false ceilings. Depth: 70 mm



**01907.1**  
Passive speaker 8 Ω 30 W, installation on hollow walls and false ceilings. Depth: 68 mm



**01908**  
Orientable passive speaker 8 Ω 30 W, surface mounting

System components



**01903**  
Tap-off for By-me control devices, flush mounting (retrofit)



**01904**  
Branch tap-off for speaker system devices, flush mounting (retrofit)



**01839**  
Removable terminal, 2 screw pins for Bus system



**01840.E.B**  
Cable for By-me Bus system sound system, 2x0.50 mm<sup>2</sup> with LSZH sheath, CPR Eca class, suitable for installation with Category I power cables (U0 = 400 V), blue - 100 m



**01901**  
Stereo amplifier with 2 outputs for 8 Ω 10 + 10 W speakers, 110-230 V~ 50/60 Hz power supply, integrated line terminator, 6 modules size 17.5 mm



**01902**  
Decoupler of Bus line/speaker system for By-me power supply unit, integrated line terminator, 2 modules size 17.5 mm



**01831.1**  
Power supply unit with 12 VDC 1250 mA output, 100-240 V~ 50/60 Hz, 1 module size 17.5 mm

Remote assistance devices



**03890**  
Remote assistance device for calling recorded numbers via mobile network. The hands-free call is sent by pressing the "Alarm" button or using the push button on the bracelet/pendant accessory supplied or another device connected to the interface 03895. The device can also receive incoming calls with automatic answering



**03893**  
Radio push button for remote assistance hands-free calls 03890, can be worn as a pendant or bracelet, IP65, power supply with non-replaceable 3V CR2032 lithium battery



**03895**  
Radio interface for remote assistance calls, 1 wired voltage-free contact input to initiate a call, power supply with 3V CR123 lithium battery (supplied)

Supervision



**01425\*\*\***  
Colour 10" IP touch screen, used as a home automation system supervisor, IP/Due Fili Plus video door entry indoor station, IP camera and CCTV system manager, PoE or 12-30 VDC, surface mounting with bracket on round mounting box, rectangular 3 module (horizontal and vertical), 8 module (4+4) and BS square mounting box, black



**21665.11**  
Aluminium  
Dimensions: 345x250 mm



**21665.70**  
Diamond white  
Dimensions: 345x250 mm



**21665.76**  
Diamond black  
Dimensions: 345x250 mm



**01422\*\*\***  
Colour 7" IP touch screen, used as a home automation system supervisor, IP/Due Fili Plus video door entry indoor station, IP camera and CCTV system manager, PoE or 12-30 VDC, surface mounting with bracket on round mounting box, rectangular 3 module (horizontal and vertical), 8 module (4+4) and BS square mounting box, black



**01422.B\*\*\***  
As opposite, white



**01420\*\*\***  
Colour 4.3" IP touch screen, used as a home automation system supervisor, IP/Due Fili Plus video door entry indoor station, IP camera and CCTV system manager, PoE or 12-30 VDC, complete with mounting frame for flush mounting in 8 module boxes (4+4), to completed with Eikon, Arké or Plana cover plates, black



**01420.B\*\*\***  
As opposite, white



**01420.BN\*\*\***  
As opposite, neutral



**01560**  
5" colour touch screen for control and home automation system control, KNX standard, complete with mounting frame for installation in 2-3 module boxes, black



**01560.B**  
As opposite, white



With the **Vimar Pro** App (for the installer) available in the Apple and Google Play stores.

\*\*\* The **Webview** function allows you to supervise a Vimar KNX system equipped with Webserver from a touch screen.

Supervision

Mounting frames for iPads



**01430**  
Mounting frame for 10.9-11 inch iPad devices, comprising a decorative frame with surface mounting frame with wall plugs, supplied with type C USB cable and no power supply unit, black



**01430.B**  
As opposite, white



**01430.N**  
As opposite, Next

Software and interfaces



**0K01590**  
Well-contact Plus kit containing the Suite Basic software and the Client Basic licence to manage and control devices in structures with a maximum of 50 environments, complete with hardware key

**0K01590.1**  
Well-contact Plus kit containing 1 desktop personal computer, Suite Basic software and the Client Basic licence to manage and control devices in structures with a maximum of 50 environments, complete with hardware key

**0K01591**  
Well-contact Plus kit containing 1 desktop personal computer, Suite Basic software and the Client Top licence to manage and control devices in structures with more than 50 environments, complete with hardware key



Software for managing the Well-contact Plus system.

**01589:** Well-contact Suite Light

**01592:** Well-contact Suite Client

**01593:** Well-contact Suite Office

**01594:** Well-contact Suite Client Office

**01595:** Supplementary software for interfacing with administration management software



**01993**  
Hardware interface for Well-contact Plus touch screens. Touch screen configuration software is necessary



**01597**  
Spare USB key for Well-contact Suite software

Input/output devices



**01515.1**  
Interface with 4 channels, programmable as voltage-free contact inputs or as outputs for LEDs, KNX standard, dim. 46x46x11.7 mm



**01510**  
Device with 4 programmable digital inputs for NO, NC contacts, 120-230 V~, KNX standard, 2 modules size 17.5 mm




**01522.1**  
Device with 4 inputs/outputs, 4 NO relay outputs 16 A 250 V~, programmable with control function for lights, roller shutters with slat orientation, push buttons for local control, 4 programmable digital inputs for potential-free contacts, KNX standard, 4 modules size 17.5 mm

Actuators



**01523.1**  
Actuator with 4 NO relay outputs 16 A 250 V~, programmable with control function for lights, roller shutters with slat orientation, push buttons for local control, KNX standard, 4 modules size 17.5 mm



**01521.1**  
Actuator with 12 NO relay outputs for fluorescent lamps 10 A 250 V~ 50/60 Hz, KNX standard, 12 modules of 17.5 mm



**01525**  
Actuator for 8 roller shutters with relay output 6 A 230 V~ 50/60 Hz, KNX standard, 8 modules size 17.5 mm




**01535**  
Actuator for solenoid valves, 6 (six) 230 V~ 0.5 A outputs, push buttons for local control, KNX standard, 4 modules size 17.5 mm



**01536**  
Actuator with 4 analogue 0-10V or (0)4-20 mA outputs, KNX standard, 4 modules size 17.5 mm

Actuators



**01532**  
Actuator with 16 relay outputs NO 10 A 230 V~ 50/60 Hz, KNX Secure standard, multi-function for lights, roller shutters, climate control application, installation on DIN rail (60715 TH35), occupies 12 modules size 17.5 mm

Dimmers



**01550.1**  
Dimmer with 4 NO relay outputs 16 A 250 V~, 4 outputs 1-10 V, push buttons for local control, KNX Secure standard, installation on DIN rail (60715 TH35), occupies 8 modules size 17.5 mm



**01550**  
Dimmer with 4 NO relay outputs 16 A 250 V~, 4 outputs 0/1-10 V, push buttons for local control, KNX standard, installation on DIN rail (60715 TH35), occupies 8 modules size 17.5 mm



**01538**  
Phase cutting dimmer 120-240 V~ 50/60 Hz, 2 outputs for incandescent lamps 40-300 W at 240 V~, 20-150 W at 120 V~, electronic transformers 40-200 VA, CFL lamps 10-200 W, LED lamps 10-200 W, push buttons for local control, protection fuse, 4 modules size 17.5 mm

Interfaces and Gateways



**01547.1**  
KNX IP interface, 2 modules size 17.5 mm



**01548**  
KNX IP router, KNX Secure standard, 2 modules size 17.5 mm



**01542**  
KNX DALI gateway, 1 channel for 64 lamps which can be grouped in 16 groups, 4 modules size 17.5 mm



**01544**  
KNX DALI gateway, 8 channels for 16 lamps per channel, 6 modules size 17.5 mm



**01540.1**  
KNX type B USB interface, 2 modules size 17.5 mm

System accessories



**01500.2**  
Power supply unit with Bus output 30 VDC 320 mA, auxiliary output 30 VDC, 120-240 V~ 50/60 Hz, with decoupling coil, KNX standard, 4 modules size 17.5 mm



**01501.2**  
Power supply unit with Bus output 30 VDC 640 mA, auxiliary output 30 VDC, 120-240 V~ 50/60 Hz, with decoupling coil, KNX standard, 4 modules size 17.5 mm



**01831.1**  
Power supply unit, 12 VDC 1250 mA, 100-240 V~ 50/60 Hz, 1 module size 17.5 mm



**01833**  
Power supply unit, 24 VDC 1500 mA, 100-240 V~ 50/60 Hz, 2 module size 17.5 mm



**01504.2**  
Line coupler, KNX standard, 2 modules size 17.5 mm



**16887**  
Safety transformer, 230/12-24 V~ (SELV), 24 VA, 3 modules size 17.5 mm

KNX cables



**01890.E**  
Cable for KNX systems, 2x2x0.8 mm, with LSZH sheath, CPR Eca class, compliant with KNX standard, suitable for installation with Category I power cables (U0 = 400 V), green - 100 m



**01890.C**  
Cable for KNX systems, 2x2x0.8 mm, with LSZH sheath, CPR Cca s1b d1 a1 class, compliant with KNX standard, suitable for installation with Category I power cables (U0 = 400 V), green - 100 m

Control and actuation

Controls

<b>01580</b> 4 push buttons, RGB LED visible in darkness with brightness control, to be completed with interchangeable half-button caps - 2 modules. Depth: 20 mm	<b>01581</b> 4 push buttons + 16 A NO 120-240 V~ 50/60 Hz relay actuator, RGB LED visible in darkness with brightness control, to be completed with interchangeable half-button caps - 2 modules. Depth: 37 mm	<b>01582</b> 4 push buttons + actuator for 1 roller shutter with slat orientation, relay output for cos $\phi$ 0.6 motor 2 A 120-240 V~ 50/60 Hz, RGB LED visible in darkness with brightness control, to be completed with interchangeable half-button caps - 2 modules. Depth: 37 mm	<b>01585</b> 6 push buttons, RGB LED visible in darkness with brightness control, to be completed with interchangeable half-button caps - 3 modules. Depth: 20 mm	<b>01586</b> 6 push buttons + 16 A NO 120-240 V~ 50/60 Hz relay actuator, RGB LED visible in darkness with brightness control, to be completed with interchangeable half-button caps - 3 modules. Depth: 37 mm	<b>01587</b> 6 push buttons + actuator for 1 roller shutter with slat orientation, relay output for cos $\phi$ 0.6 motor 2 A 120-240 V~ 50/60 Hz, RGB LED visible in darkness with brightness control, to be completed with interchangeable half-button caps - 3 modules. Depth: 37 mm

Interchangeable half-button caps - 1 module

<b>14751</b> Neutral, customisable	<b>14751.0</b> Fixed, neutral	<b>14751.1</b> ON and OFF symbols	<b>14751.2</b> Arrow symbol	<b>14751.3</b> Dimmer symbol

Interchangeable half-button caps - 2 modules

<b>14752</b> Neutral, customisable	<b>14752.1</b> ON and OFF symbols	<b>14752.2</b> Arrow symbol	<b>14752.3</b> Dimmer symbol

Temperature control

<b>02972.B</b> Touch thermostat for ON/OFF control (class IV, 2% contribution) of 2 independent zones, PI (class I, 1% contribution), for 2- and 4-pipe systems, KNX standard, 1 NO 4 A 24 V~ relay output, 1 input for NTC sensor 14432 or 02965.1, 1 programmable digital input, can be interfaced with KNX actuator for modulating room thermostat (class V, 3% contribution), white - 2 modules. Depth: 38.5 mm	<b>02952.B</b> Touch thermostat for ON/OFF control (class IV, 2% contribution) of 2 independent zones, PI (class I, 1% contribution), for 2- and 4-pipe systems, KNX standard, 1 NO 4 A 24 V~ relay output, 1 input for NTC sensor 14432 or 02965.1, 1 programmable digital input, can be interfaced with KNX actuator for modulating room thermostat (class V, 3% contribution), white - 2 modules. Depth: 38.5 mm	<b>14432</b> Electronic temperature sensor. Depth: 23.4 mm	<b>14850</b> Passive infrared motion detector, KNX standard, - 2 modules. Depth: 19 mm	<b>00802</b> Adjustable mounting frame - 2 modules	<b>00805</b> Adaptor for fixing flush mounting orientable supports - 2 modules. Depth: 36.5 mm	<b>00800</b> Fixing frame for surface mounting orientable supports

Weather station and wired temperature sensor

<b>01546</b> Weather station, KNX standard, 12-32 VDC or 12-24 VAC	<b>02965.1</b> Wired temperature sensor, NTC 10 k $\Omega$ , cable length 3 m

Temperature control

Presence and brightness sensors

<b>01527</b> Detector with 360° infrared presence sensor for ON/OFF, constant control of illuminance, heating, air conditioning, ventilation according to brightness/movement, 1 - 1000 Lux, KNX standard, ceiling installation. Dim. 80x80x45 mm	<b>01527.S</b> Adaptor for ceiling installation	<b>01529.1</b> Detector with 360° infrared presence sensor for ON/OFF lights according to brightness/movement, 1 - 1000 Lux, KNX standard, ceiling installation. Dim. 91x91x45 mm	<b>01529.1.S</b> Adaptor for ceiling installation	<b>01530</b> Brightness sensor for dimmer 01528, KNX standard, ceiling installation. Dim. 52.3x54.3x19.3 mm

Controlul accesului

<b>14457</b> Transponder card reader with vertical pocket for installation outside the room, KNX standard, 2 NO 4 A 24 V~ relay outputs, 2 inputs, 12-24 V~ 50-60 Hz and 12-24 VDC (SELV) - 3 modules. Supplied without transponder card. Depth: 36 mm	<b>14457.TR</b> Tropicalised transponder card reader with vertical pocket for installation outside the room, KNX standard, 2 NO 4 A 24 V~ relay outputs, 2 inputs, 12-24 V~ 50-60 Hz and 12-24 VDC (SELV) - 3 modules. Supplied without transponder card. Depth: 36 mm	<b>14453</b> Transponder card reader with vertical pocket for installation inside the room, KNX standard, 2 NO 4 A 24 V~ relay outputs, 2 inputs, 12-24 V~ 50-60 Hz and 12-24 VDC (SELV) - 3 modules. Depth: 36 mm



**01598**  
Programmable and customisable transponder card



**01835.H**  
Programmable and customisable transponder card

Call-way: devices

Terminal and modules



**02080.AB**  
Communication terminal, antibacterial material



**02081.AB**  
Display module with single base, antibacterial material



**02082.AB**  
Voice unit with single base, antibacterial material

Completion devices



**02075.AB**  
Backlit tail call lead, 2 light controls, 2 auxiliary service controls, anti-strangle function, antibacterial material



**14505.AB**  
Relay module with RJ45 socket outlet for tail call lead with 2 lights + 2 AUX. connection with an 8IN/8OUT module or a Call-way display, 4 24 V NO relay outputs, antibacterial material - 3 modules. Depth: 29.5 mm



**02089.AB**  
Tail call lead with 2 light controls, anti-strangle function, antibacterial material




**02086\*\***  
Simple tail call lead



**02087\*\***  
Simple tail call lead with 1 light control



**02088\*\***  
Simple tail call lead with 2 light controls



**02085**  
Spare removable terminal, 8 screw contacts

Display



**02097.2**  
Call-way system display, surface mounting



**02098**  
Fixing bracket for display



**02079**  
RS485/Ethernet interface, 9 modules size 17.5 mm

Special push buttons



**14501.AB\***  
Call button with red reassurance light, antibacterial material - 2 modules. Depth: 36 mm



**14502**  
Call button with 7-pin DIN socket outlet - 2 modules. Depth: 37 mm



**14503.AB\***  
Cord-operated call button with red reassurance light, antibacterial material - 2 modules. Depth: 36 mm



**14504.AB\***  
Cancel button with acoustic signal for call receipt and green indicator light, antibacterial material - 2 modules. Depth: 36 mm

Prismatic pilot lights - 2 modules\*



**14387.B**  
230 V - 3 W max, white diffuser. Depth: 24 mm



**14387.R**  
230 V - 3 W max, red diffuser. Depth: 24 mm



**14387.V**  
230 V - 3 W max, green diffuser. Depth: 24 mm

Landing lamp



**02084**  
LED landing lamp, 4 colours, surface mounting

Call-way: devices

Accessories and devices for DIN rail (60715 TH35)



**02090.3**  
240- 240 V NO 24 VDC 4.5 A power supply unit



**02094**  
Line coupler with Ethernet and voice management, 9 modules size 17.5 mm



**02078**  
Phone line coupler, 9 modules size 17.5 mm



**02095**  
4.4.4 ESPA serial interface, 9 modules size 17.5 mm



**02096**  
Board with 8 inputs, 8 output, 8 modules size 17.5 mm

Cables



**03061.E**  
Cable Cat. 5e F/UTP, shielded, 4 pairs, 24 AWG, with LSZH sheath, CPR Eca class, suitable for installation with Category I energy cables (U0 = 400 V), grey - 305 m



**03071.B2**  
Cable Cat. 6 U/UTP, unshielded, 4 pairs, 23 AWG, with LSZH sheath, CPR B2ca class, blue - 500 m



**03076.E**  
Cable Cat. 6 F/UTP, shielded, 4 pairs, 23 AWG, with LSZH sheath, CPR Eca class, suitable for installation with Category I energy cables (U0 = 400 V), green - 500 m



**03086.B2**  
Cable Cat. 6A F/FTP, shielded, 4 pairs, 23 AWG, with LSZH sheath, CPR B2ca class, blue - 500 m



**03086.E**  
Cable Cat. 6A S/FTP, shielded, 4 pairs, 23 AWG, with LSZH sheath, CPR Eca class, suitable for installation with Category I energy cables (U0 = 400 V), orange - 500 m

Control devices with antibacterial material\*\*



**14041.AB**  
Blank module. Depth: 10 mm



**14001.AB**  
1P 1-way switch, 16 AX 250 V~ (lightable). Depth: 24 mm



**14015.AB**  
2P 1-way switch, 16 AX 250 V~. Depth: 24 mm



**14013.AB**  
1P reversing switch, 16 AX 250 V~ (lightable). Depth: 24 mm



**14005.AB**  
1P 2-way switch 16 AX 250 V~ (lightable). Depth: 24 mm



**14008.AB**  
1P NO push button, 10 A 250 V~ (lightable). Depth: 24 mm



**14022.AB**  
Interchangeable button with ring (lightable), neutral - 2 modules.



**14052.AB**  
1P NO 10 A 250 V~ push button, pull-cord, with 1.5 m cord. Depth: 24 mm



**14136.AB.1**  
MASTER universal dimmer with potentiometer. Depth: 40.5 mm

Power and signal socket outlets with antibacterial material\*\*



**14203.AB**  
SICURY 2P+E 16 A 250 V~ Bpresa socket outlet, Italian standard type P17/11. Depth: 24 mm



**14210.AB**  
SICURY 2P+E 16 A 250 V~ socket outlet, universal - 2 modules. Depth: 25 mm



**14210.C.AB**  
SICURY 2P+E 16 A 250 V~ socket outlet, universal, with cover - 2 modules. Depth: 25 mm



**14208.AB**  
SICURY 2P+E 16 A 250 V~ socket outlet, German standard - 2 modules. Depth: 28.4 mm



**14212.AB**  
SICURY 2P+E 16 A 250 V~ socket outlet, French standard - 2 modules. Depth: 25.4 mm



**14203.AB.R**  
SICURY 2P+E 16 A 250 V~ Bpresa socket outlet, Italian standard type P17/11, red. Depth: 24 mm



**14210.AB.A**  
SICURY 2P+E 16 A 250 V~ socket outlet, universal, orange - 2 modules. Depth: 25 mm



**14210.AB.R**  
SICURY 2P+E 16 A 250 V~ socket outlet, universal, red - 2 modules. Depth: 25 mm



**14210.C.AB.R**  
SICURY 2P+E 16 A 250 V~ socket outlet, universal, with cover, red - 2 modules. Depth: 25 mm



**14210.AB.V**  
SICURY 2P+E 16 A 250 V~ socket outlet, universal, green - 2 modules. Depth: 25 mm



**14290.AB**  
230 V~ shaver socket outlet, 50/60 Hz, with 20 VA isolating transformer, 230 V~ and 120 V~ outputs - 3 modules. Depth: 41 mm



**14330.AB**  
2P 6 A socket outlet, 24 V (SELV), for plug 01620. Depth: 24 mm



**14320.AB**  
RJ11 socket outlet, 6 positions, 4 contacts (6/4). Depth: 32.6 mm



**14339.AB.13**  
RJ45 socket outlet, Netsafe, Cat. 6, UTP. Depth: 29.3 mm



**14339.AB.14**  
RJ45 socket outlet, Netsafe, Cat. 6, FTP. Depth: 29.3 mm

\*\* Cover plates with antibacterial treatment, from page 94

Call-way: devices

Power and signal socket outlets with antibacterial material\*\*



**14342.AB**  
RJ45 socket outlet, 8 positions, 8 contacts (8/8). Depth: 32.6 mm



**14300.AB.01**  
TV-RD-SAT 5-2400 MHz coaxial socket outlet, single connection, 1 dB. Depth: 21.6 mm

Plana Up cover plates made of antibacterial material



▲ **14642U.AB.01**  
2 modules



▲ **14653U.AB.01**  
3 modules



▲ **14654U.AB.01**  
4 modules



▲ **14657U.AB.01**  
7 modules

Plana cover plate made of antibacterial material



**14642.AB.01**  
2 modules



**14653.AB.01**  
3 modules



**14643.AB.01**  
4 modules (2+2, distance between centres 71 mm)



**14654.AB.01**  
4 modules



**14644.AB.01**  
6 modules (2+2+2, distance between centres 71 mm)



**14657.AB.01**  
7 modules



**14669.AB.01**  
8 modules (2+2+2+2, distance between centres 71 mm)

Covers for mounting frames



**21613.C**  
For 3-module mounting frames<sup>2</sup>



**21618.C**  
For 8 (4+4) module mounting frames

Adaptors for DIN rail (60715 TH35)



**V51921**  
1-module mounting frame



**V51922**  
2-module mounting frame



**V51923**  
3-module mounting frame

By-alarm Plus software



By-alarm Plus Manager 1.3 software for system configuration

Kit with IP connection



**OK03800**  
By-alarm Plus control unit kit, 25 zones, surface mounting, containing:  
• 1 25-zone control unit board (03800)  
• 1 230 V – 13 Vdc 3.2 A power supply unit (03805)  
• 1 plastic box (03814)



**OK03800.01**  
By-alarm Plus control unit kit, 25 zones, flush mounting, containing:  
• 1 25-zone control unit board (03800)  
• 1 230 V – 13 Vdc 3.2 A power supply unit (03805)  
• 1 24-module flush mounting switchboard adapter (03816)

Preconfigured kits



**OK03800.02**  
By-alarm Plus control unit kit, 25 zones, surface mounting, containing:  
• 1 25-zone control unit board (03800)  
• 1 keypad with display (03817)  
• 1 outdoor siren (03827)  
• 2 surface mounting anti-crawl detectors (01721)  
• 1 burglar alarm system gateway (03812)  
• 1 230 V – 13 VDC 3.2 A power supply unit (03805)  
• 1 plastic box (03814)



**OK03801.02**  
By-alarm Plus control unit kit, 65 zones, surface mounting, containing:  
• 1 65-zone control unit (03801)  
• 1 GSM communicator (03820)  
• 1 keypad with display + transponder (03818)  
• 1 outdoor siren (03827)  
• 2 surface mounting anti-crawl detectors (01721),  
• 1 burglar alarm system gateway (03812)  
• 1 230 V – 13 Vdc 3.2 A power supply unit (03805)  
• 2 yellow transponder keys (03825.Y)  
• 1 plastic box (03814)

Cables



**01732.E**  
By-alarm Plus system cable, 2x0.22 mm<sup>2</sup> with LSZH sheath, CPR Eca class, suitable for installation with Category I power cables (U0 = 400 V), white - 100 m



**01733.E**  
By-alarm Plus system cable, 2 x 0.50 mm<sup>2</sup> + 2 x 0.22 mm<sup>2</sup> with LSZH sheath, CPR Eca class, suitable for installation with Category I power cables (U0 = 400 V), white - 100 m



**01734.E**  
By-alarm Plus system cable, 2 x 0.50 mm<sup>2</sup> + 4 x 0.22 mm<sup>2</sup> with LSZH sheath, CPR Eca class, suitable for installation with Category I power cables (U0 = 400 V), white - 100 m



**01735.E**  
By-alarm Plus system cable, 2 x 0.50 mm<sup>2</sup> + 6 x 0.22 mm<sup>2</sup> with LSZH sheath, CPR Eca class, suitable for installation with Category I power cables (U0 = 400 V), white - 100 m

System components



**03814**  
Surface mounting plastic box for 25- and 65-zone control unit boards.  
Dim. 350x310x85 mm



**03815**  
Surface mounting metal box for 25-, 65- and 125-zone control unit boards.  
Dim. 375x465.6x92.2 mm



**03816**  
24-module switchboard adapter box for flush mounting box V53324 or V53724 and 25- and 65-zone control unit boards.  
Dim. 344.9x444.9 mm



**V53324**  
24-module flush mounting box (GW 650 °C) for masonry walls.  
Dim. 316x423x80 mm

**V53724**  
As above, for hollow walls

Control panels



**03800**  
By-alarm Plus control unit expandable to 25 zones

**03801**  
As above, expandable to 65 zones

**03802**  
As above, expandable to 125 zones

Digital keypad and outdoor siren



**03817**  
Keypad with LCD display, 12 Vdc power supply unit, 23 backlit keys, 5 status LEDs, surface mounting.  
Dim. 140.3x150.3x21.6 mm



**03818**  
Keypad with LCD display and transponder actuator, 2 In/Out zones/terminals, 12 Vdc, 23 backlit keys, 5 status LEDs, surface mounting.  
Dim. 140.3x150.3x21.6 mm



**03826**  
Outdoor siren, control unit connection via BUS, surface mounting.  
Dim. 218x237x54.8 mm

**03827**  
As above, with wired connection to any burglar alarm control unit

System components



**03805**  
230 V~ 50/60 Hz power supply unit with 13.8 Vdc 3.2 A output



**03806**  
230 V~ 50/60 Hz power supply unit with 13.8 Vdc 6.2 A output



**03812**  
Burglar alarm system gateway with IP/LAN for connection to Vimar Cloud, smartphone, tablet and supervision touch screen



**03810**  
GSM communicator module to send/receive text messages, voice messages and alerts with the SIA-IP protocol from version 1.1.0 on



**03820**  
Communicator to send/receive text messages, voice messages and alerts with the SIA-IP protocol from version 1.1.0 on



**03822**  
Isolated interface for BUS signal regeneration

**03823**  
As above, with power supply unit

Expansion and voice synthesis modules for control units



**03808**  
5-terminal input/output expansion board configurable for volt-free contacts



**03819**  
5-terminal input/output expansion module configurable for volt-free contacts



**03809**  
Relay interface board with 1 28 Vdc 7 A changeover contact



**03813**  
Voice synthesis module for automatic transmission of communications, alarms faults or anomalies. Italian language

Indoor siren



**14496**  
Indoor siren, white  
- 3 modules.  
Depth: 36 mm


Actuator/partitioner



**03824**  
Unit to be combined with Eikon, Linea, Arké and Plana adapters  
Depth: 35.7 mm



**03825.G**  
Transponder key for actuator, green



**03825.Y**  
Transponder key for actuator, yellow

Adapters for actuator/partitioner

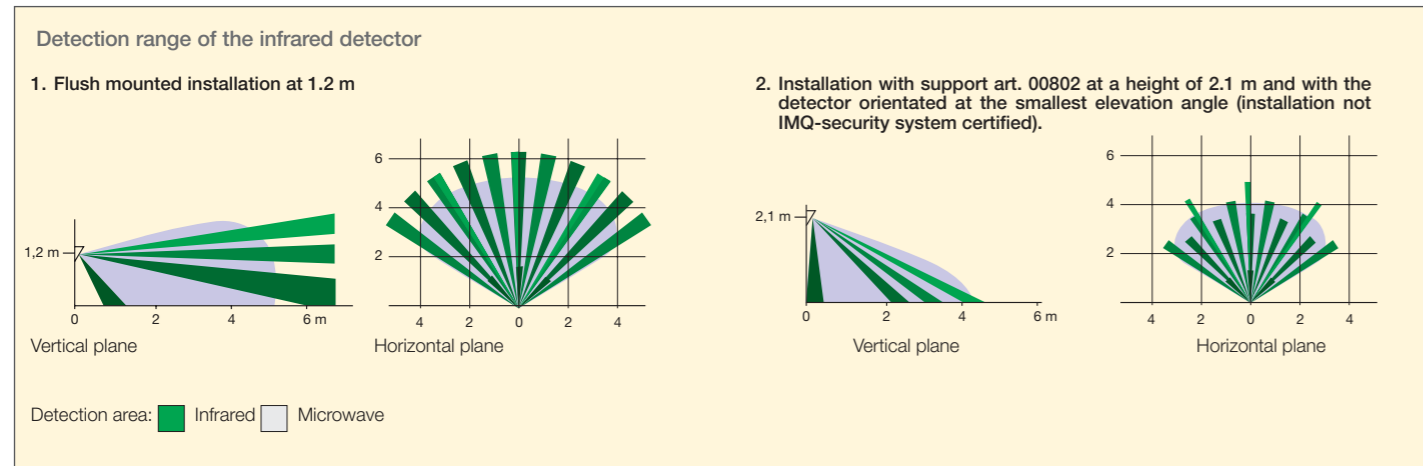


**14477**  
White.  
1 module

Passive infrared and microwave presence detector



**14479**  
Presence detector, white - 2 modules.  
Depth: 25.5 mm



Shared accessories



**00802**  
Orientable support for presence detector, white



**00805**  
Flush mounting adapter for orientable support, white



**00800**  
Surface mounting frame for orientable support, white

Indoor and surface mounting detectors



**01720**  
Dual technology passive infrared and microwave detector, PET immune, surface mounting



**01721**  
Dual technology passive infrared and microwave detector, anti-masking and anti-crawl, surface mounting



**01722**  
Dual technology curtain-effect detector, for entrances and windows, surface mounting

Outdoor and surface mounting detectors



**01723**  
Dual technology passive infrared and microwave curtain-effect detector, IP54 for outdoor entrances and windows, surface mounting



**01740**  
Curtain-effect detector, 2/5 meters for protecting entrances, PET immune, surface mounting



**01741**  
Passive infrared detector for the protection of building exteriors, independent 12-metre curtain-effect detection on each side (left and right), with anti-masking, PET immune, IP55, 2 NO and NC 28 VDC 0.1 A relay outputs per output, 9.5-18 VDC 34 mA 12 V power supply, surface mounting, for outdoor use



**01741.S**  
Mounting frame for outdoor 12m+12m sensor 01741



**01742**  
Passive infrared and microwave dual technology detector, with anti-blinding, 120° coverage up to 12m, high (2.2-2.7 metres) or low (0.8-1.2 metres) mounting, can be set for PET immunity, IP55, 1 NO and NC 28 VDC 0.1 A relay output, 9.5-16 VDC power supply with 30 mA 12V, surface mounting, for outdoor use



**01742.S**  
Mounting frame for outdoor volumetric sensor 01742



**01743**  
Barrier kit consisting of TX/RX active infrared pair (AIR) with outdoor range of 60 metres, with 4 selectable channels to create a column barrier comprising several stacked detectors, IP65, 1 NO/NC 28 VDC 0.2A relay output for alarm, 1 NC 28 VDC 0.2A relay output to prevent false alarms due to adverse weather conditions (fog, rain, snow), 10.5-28 VDC power supply with 48 mA 12V surface, pole, column mounting, for outdoor use



**01743.S**  
Multibeam barrier heater unit 01473

Detection devices for burglar alarm systems and technical alarms



**01724**  
Water detector for protection against flooding, floor mounting



**01823**  
Magnetic contact in a metal enclosure for visible installation



**01824**  
Magnetic contact in a metal enclosure for up-and-over doors



**01825**  
Electromechanical rope sensor for shutters and roller shutters



**01826**  
Electromechanical inertial contact for windows and doors



**01820**  
Metal magnetic contact for flush mounting installation



**01821**  
Metal magnetic contact for flush mounting installation



**01822**  
Magnetic contact for visible installation

Extension kit, 868 MHz radio frequency



**0K03831**  
By-alarm Plus radio extension kit, surface mounting, containing:  
• 1 RF interface (03832),  
• 2 RF IR detectors (03836),  
• 2 white RF magnetic contacts (03833.B),  
• 2 surface mounting RF remote controls (03839)

Expansion modules for 868 MHz radio frequency



**03831** Transceiver, BUS connection to the control unit, 2 antennas for horizontal and vertical polarisation with antenna-diversity, plastic enclosure  
**03832** Transceiver board, BUS connection to the control unit, 2 antennas for horizontal and vertical polarisation with antenna-diversity  
**03840** Repeater to extend radio coverage, 2 antennas for horizontal and vertical polarisation with antenna-diversity, plastic enclosure

Remote control and outdoor siren, 868 MHz radio frequency



**03830** Outdoor siren, control unit connection via radio, surface mounting. Dim. 218x237x54.8 mm  
**03839** Remote control with 4 buttons, power supply with 3 V CR2032 lithium battery included  
**00907** Non-rechargeable 3.6 V 14500 mA lithium battery for radio frequency siren

Detection devices for burglar alarm systems and technical alarms, 868 MHz radio frequency

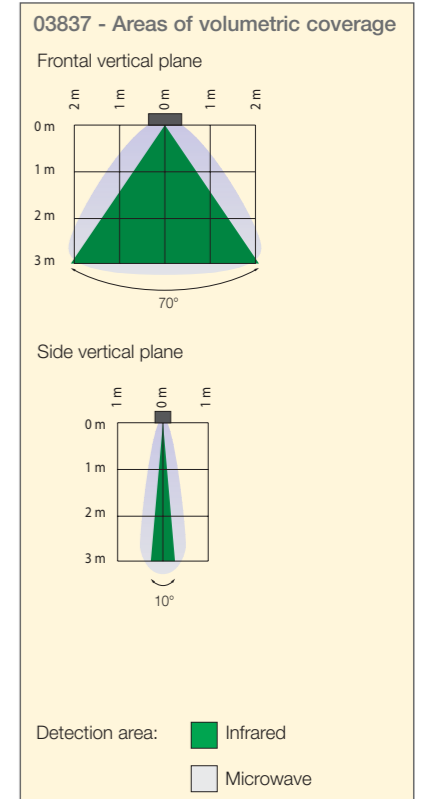
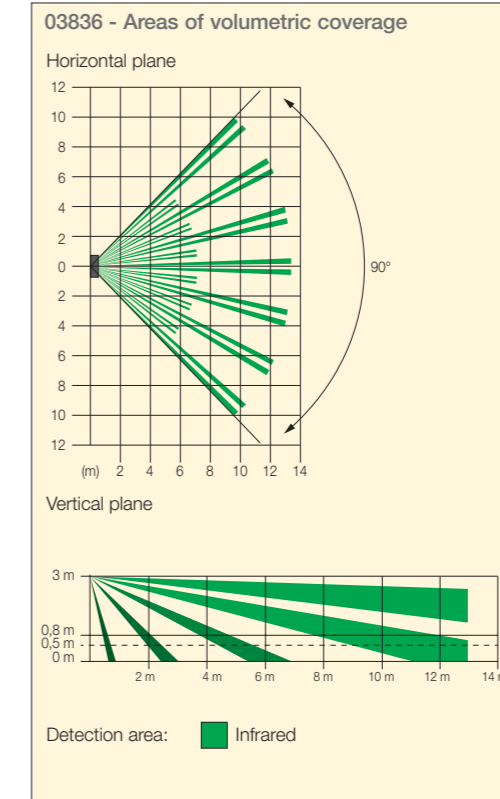
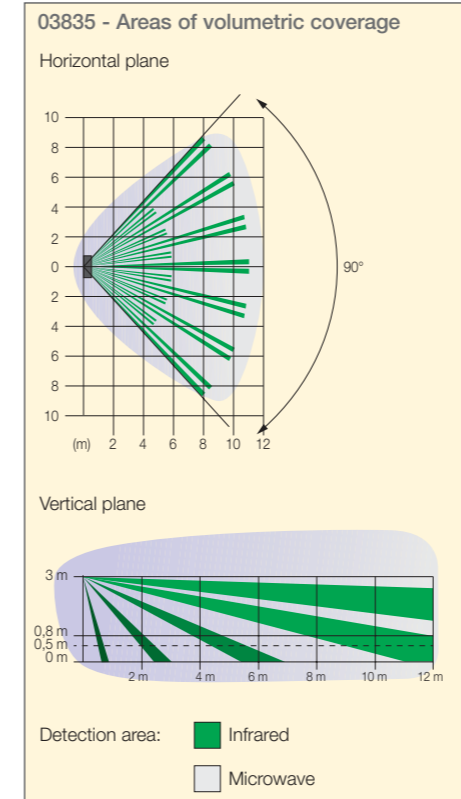


**03833.B** Vertical and horizontal magnetic contact for doors and windows, power supply with 1 x 1.5V AA alkaline battery included, white  
**03833.M** Vertical and horizontal magnetic contact for doors and windows, power supply with 1 x 1.5V AA alkaline battery included, brown  
**03834** Magnetic contact and shock/tilt sensor, power supply with 1 CR2 3V lithium battery, white


Surface mounting indoor detectors, 868 MHz radio frequency




**03835** Dual technology passive infrared + microwave detector, PET immune, power supply with 3V CR17450 lithium battery included, white  
**03836** Passive infrared detector, PET immune, power supply with 3V CR17450 lithium battery included, white  
**03837** Curtain-effect detector, power supply with 3 V CR17450 lithium battery included, white



**Total Look**



01 White




11 Matt white

**Neutral**



12 Matt ivory




13 Matt Dolomite grey



14 Matt concrete grey



15 Matt dove grey




19 Matt black

**Pastel**



16 Matt aviation blue



17 Matt sage



18 Matt terracotta

**Metallic**



31 Champagne



33 Titanium



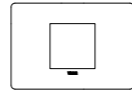
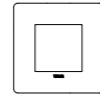
32 Silver

**Note:** The variable grain patterns, colours or surface evenness of cover plates in natural wood are a sign of prestige and guarantee the authenticity of the material.

1 central module

2 modules

2 central modules



**Technopolymer**

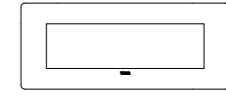
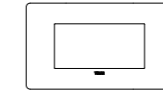
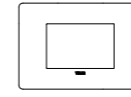
White**	▲ 14641U.01	▲ 14642U.01 ▲ 14642U.AB.01	▲ 14652U.01
Matt white	▲ 14641U.11	▲ 14642U.11	▲ 14652U.11
Matt ivory	▲ 14641U.12	▲ 14642U.12	▲ 14652U.12
Matt Dolomite grey	▲ 14641U.13	▲ 14642U.13	▲ 14652U.13
Matt concrete grey	▲ 14641U.14	▲ 14642U.14	▲ 14652U.14
Matt dove grey	▲ 14641U.15	▲ 14642U.15	▲ 14652U.15
Matt aviation blue	▲ 14641U.16	▲ 14642U.16	▲ 14652U.16
Matt sage	▲ 14641U.17	▲ 14642U.17	▲ 14652U.17
Matt terracotta	▲ 14641U.18	▲ 14642U.18	▲ 14652U.18
Matt black	▲ 14641U.19	▲ 14642U.19	▲ 14652U.19
Champagne	▲ 14641U.31	▲ 14642U.31	▲ 14652U.31
Silver	▲ 14641U.32	▲ 14642U.32	▲ 14652U.32
Titanium	▲ 14641U.33	▲ 14642U.33	▲ 14652U.33

3 modules

4 modules

7 modules

1 module for panels



▲ 14653U.01 ▲ 14653U.AB.01	▲ 14654U.01 ▲ 14654U.AB.01	▲ 14657U.01 ▲ 14657U.AB.01	▲ 14666U.01
▲ 14653U.11	▲ 14654U.11	▲ 14657U.11	▲ 14666U.11
▲ 14653U.12	▲ 14654U.12	▲ 14657U.12	▲ 14666U.12
▲ 14653U.13	▲ 14654U.13	▲ 14657U.13	▲ 14666U.13
▲ 14653U.14	▲ 14654U.14	▲ 14657U.14	
▲ 14653U.15	▲ 14654U.15	▲ 14657U.15	
▲ 14653U.16	▲ 14654U.16	▲ 14657U.16	
▲ 14653U.17	▲ 14654U.17	▲ 14657U.17	
▲ 14653U.18	▲ 14654U.18	▲ 14657U.18	
▲ 14653U.19	▲ 14654U.19	▲ 14657U.19	▲ 14666U.19
▲ 14653U.31	▲ 14654U.31	▲ 14657U.31	
▲ 14653U.32	▲ 14654U.32	▲ 14657U.32	
▲ 14653U.33	▲ 14654U.33	▲ 14657U.33	

**PLANA**  
Cover plates




**PLANA**



**Metal**



70 Metallic bronze



71 Metallic silver



74 Pearl nickel



81 Brushed aluminium

**Techno-  
polymer**



01 White



02 Ivory



03 Beige



21 Matt nickel



22 Matt Champagne



24 Polished gold



05 Black



06 Granite white



20 Matt silver



25 Matt gold

**Reflex**



40 Reflex ash



41 Reflex snow



43 Reflex amber



48 Reflex orange



49 Reflex tobacco



50 Reflex sapphire



44 Reflex mint



45 Reflex water



47 Reflex emerald



51 Reflex ruby

**Note:** The variable grain patterns, colours or surface evenness of cover plates in natural wood are a sign of prestige and guarantee the authenticity of the material.

Cover plates: selection guide

	1 module	2 modules	2 central modules	3 modules	4 modules	7 modules
<b>Metal</b>						
Metallic bronze	14641.70	14642.70	14652.70	14653.70	14654.70	14657.70
Metallic silver	14641.71	14642.71	14652.71	14653.71	14654.71	14657.71
Pearl nickel	14641.74	14642.74	14652.74	14653.74	14654.74	14657.74
Brushed aluminium	14641.81	14642.81	14652.81	14653.81	14654.81	14657.81
<b>Technopolymer</b>						
White**	14641.01	14642.01 14642.C.01*** 14642.AB.01	14652.01	14653.01 14653.AB.01	14654.01 14654.AB.01	14657.01 14657.AB.01
Ivory	14641.02	14642.02	14652.02	14653.02	14654.02	14657.02
Beige	14641.03	14642.03	14652.03	14653.03	14654.03	14657.03
Black	14641.05	14642.05	14652.05	14653.05	14654.05	14657.05
Granite white	14641.06	14642.06	14652.06	14653.06	14654.06	14657.06
Matt silver paint	14641.20	14642.20	14652.20	14653.20	14654.20	14657.20
Matt nickel paint	14641.21	14642.21	14652.21	14653.21	14654.21	14657.21
Matt Champagne paint	14641.22	14642.22	14652.22	14653.22	14654.22	14657.22
Polished gold	14641.24	14642.24	14652.24	14653.24	14654.24	14657.24
Matt gold	14641.25	14642.25	14652.25	14653.25	14654.25	14657.25
Silver	14641.27		14652.27	14653.27	14654.27	14657.27
<b>Reflex</b>						
Reflex ash	14641.40	14642.40	14652.40	14653.40	14654.40	14657.40
Reflex snow	14641.41	14642.41	14652.41	14653.41	14654.41	14657.41
Reflex amber	14641.43	14642.43	14652.43	14653.43	14654.43	14657.43
Reflex mint	14641.44	14642.44	14652.44	14653.44	14654.44	14657.44
Reflex water	14641.45	14642.45	14652.45	14653.45	14654.45	14657.45
Reflex emerald	14641.47	14642.47	14652.47	14653.47	14654.47	14657.47
Reflex orange	14641.48	14642.48	14652.48	14653.48	14654.48	14657.48
Reflex tobacco	14641.49	14642.49	14652.49	14653.49	14654.49	14657.49
Reflex sapphire	14641.50	14642.50	14652.50	14653.50	14654.50	14657.50
Reflex ruby	14641.51	14642.51	14652.51	14653.51	14654.51	14657.51

Cover plates: selection guide

	8 modules	6 modules 4x4"	14 modules 7+7	21 modules 7+7+7	For panels 1 module	For panels 2 modules
<b>14668.70*</b>						
		-	-	-	-	-
<b>14668.71*</b>						
		-	-	-	-	-
<b>14668.74*</b>						
		-	-	-	-	-
<b>-</b>						
		-	-	-	-	-
14668.01	14659.01	14690.01	14691.01	14666.01	14667.01	
14668.02	14659.02	14690.02	14691.02	14666.02	14667.02	
14668.03	14659.03	-	-	-	-	
14668.05	14659.05	14690.05	14691.05	14666.05	14667.05	
14668.06	14659.06	-	-	-	-	
14668.20	-	14690.20	14691.20	14666.20	14667.20	
14668.21	-	14690.21	14691.21	14666.21	14667.21	
14668.22	-	-	-	-	-	
14668.24	-	-	-	-	-	
14668.25	-	-	-	-	-	
14668.27		14690.27	14691.27	14666.27	14667.27	
<b>14668.40</b>						
		-	-	-	-	-
<b>14668.41</b>						
		-	-	-	-	-
<b>14668.43</b>						
		-	-	-	-	-
<b>14668.44</b>						
		-	-	-	-	-
<b>14668.45</b>						
		-	-	-	-	-
<b>14668.47</b>						
		-	-	-	-	-
<b>14668.48</b>						
		-	-	-	-	-
<b>14668.49</b>						
		-	-	-	-	-
<b>14668.50</b>						
		-	-	-	-	-
<b>14668.51</b>						
		-	-	-	-	-

British standard cover plates: guidelines

	2 modules	3 modules/monobloc	5 modules/monobloc
--	-----------	--------------------	--------------------



**Technopolymer**

White	14647.01	14648.01	14649.01
Ivory	14647.02	14648.02	14649.02
Beige	14647.03	14648.03	14649.03
Black	14647.05	14648.05	14649.05
Granite white	14647.06	14648.06	14649.06
Matt silver paint	14647.20	14648.20	14649.20
Matt nickel paint	14647.21	14648.21	14649.21
Matt Champagne paint	14647.22	14648.22	14649.22
Polished gold	14647.24	14648.24	14649.24
Matt gold	14647.25	14648.25	14649.25
Silver	14647.27	14648.27	14649.27

**Reflex**

Reflex ash	14647.40	14648.40	14649.40
Reflex snow	14647.41	14648.41	14649.41
Reflex amber	14647.43	14648.43	14649.43
Reflex mint	14647.44	14648.44	14649.44
Reflex water	14647.45	14648.45	14649.45
Reflex emerald	14647.47	14648.47	14649.47
Reflex orange	14647.48	14648.48	14649.48
Reflex tobacco	14647.49	14648.49	14649.49
Reflex sapphire	14647.50	14648.50	14649.50
Reflex ruby	14647.51	14648.51	14649.51

German and French multi-module cover plates: selection guide

	2+2 modules (71 mm distance between centres)	2+2+2 modules (71 mm distance between centres)	2+2+2+2 modules (71 mm distance between centres)	2+2 modules (57 mm distance between centres)	2+2+2 modules (57 mm distance between centres)
--	---	---	---	---	---



























**Technopolymer**

White**	14643.01 14643.AB.01	14644.01 14644.AB.01	14669.01 14669.AB.01	14645.01	14646.01
Ivory	14643.02	14644.02	14669.02	14645.02	14646.02
Beige	14643.03	14644.03	14669.03	14645.03	14646.03
Black	14643.05	14644.05	14669.05	14645.05	14646.05
Granite white	14643.06	14644.06	14669.06	14645.06	14646.06
Matt silver paint	14643.20	14644.20	14669.20	14645.20	14646.20
Matt nickel paint	14643.21	14644.21	14669.21	14645.21	14646.21
Matt Champagne paint	14643.22	14644.22	14669.22	14645.22	14646.22
Polished gold	14643.24	14644.24	14669.24	14645.24	14646.24
Matt gold	14643.25	14644.25	14669.25	14645.25	14646.25







**Reflex**

Reflex ash	14643.40	14644.40	14669.40	-	-
Reflex snow	14643.41	14644.41	14669.41	-	-
Reflex amber	14643.43	14644.43	14669.43	-	-
Reflex mint	14643.44	14644.44	14669.44	-	-
Reflex water	14643.45	14644.45	14669.45	-	-
Reflex emerald	14643.47	14644.47	14669.47	-	-
Reflex orange	14643.48	14644.48	14669.48	-	-
Reflex tobacco	14643.49	14644.49	14669.49	-	-
Reflex sapphire	14643.50	14644.50	14669.50	-	-
Reflex ruby	14643.51	14644.51	14669.51	-	-







































Installation methods - **Plana Up**

Modules	Boxes	Mounting frames	Cover plates*	
1 and 2 for boxes ø 60 mm	<p><b>Flush mounting</b></p>  <p><b>V71001</b> For masonry walls, GW 650 °C, sky blue <b>V71001.AU</b> GW 960 °C, black</p>  <p><b>V71701</b> For hollow walls, for mounting frames without claws, GW 850 °C, sky blue</p>	<p><b>Surface mounting</b></p>  <p><b>09971.A</b> Depth 43.5 mm, RAL 9001 ivory <b>09971.01</b>: white</p>  <p><b>09972.01</b> Depth 30 mm, white</p>	 <p><b>14601</b> 1 module, with claws <b>14600</b> 1 module, without screws <b>14601.G</b> As above, grey <b>14600.G</b> As above, grey</p>  <p><b>14602</b> 2 modules, with claws <b>14603</b> 2 modules, without screws <b>14602.G</b> As above, grey <b>14603.G</b> As above, grey</p> <p><b>14604</b> 2 modules, with claws <b>14605</b> 2 modules, without screws</p>	 <p><b>14641U...</b> 1 module Dimensions: 80x80x9 mm</p>  <p><b>14642U...</b> 2 modules Dimensions: 80x80x9 mm</p>
2 central	<p><b>Flush mounting</b></p>  <p><b>V71001</b> For masonry walls, GW 650 °C, sky blue <b>V71001.AU</b> GW 960 °C, black</p>  <p><b>V71701</b> For hollow walls, for mounting frames without claws, GW 850 °C, sky blue</p>  <p><b>V71303</b> For masonry walls, GW 650 °C, sky blue <b>V71303.AU</b> GW 960 °C, black <b>V71703</b> For hollow walls, GW 850 °C, sky blue</p>	<p><b>Surface mounting</b></p>  <p><b>09971.A</b> Depth 43.5 mm, RAL 9001 ivory <b>09971.01</b>: white</p>  <p><b>09972.01</b> Depth 30 mm, white</p>  <p><b>09975.A</b> Depth 43.5 mm, RAL 9001 ivory <b>09975.01</b>: white</p>	 <p><b>14602</b> 2 modules, with claws <b>14603</b> 2 modules, without screws <b>14602.G</b> As above, grey <b>14603.G</b> As above, grey</p> <p><b>14604</b> 2 modules, with claws <b>14605</b> 2 modules, without screws</p> <p><b>14612</b> 2 central modules, with screws</p>	 <p><b>14652U...</b> 2 central modules, horizontal and vertical installation. Dimensions: 119.5x80x9 mm</p>
3	<p><b>Flush mounting</b></p>  <p><b>V71303</b> For masonry walls, GW 650 °C, sky blue <b>V71303.AU</b> GW 960 °C, black <b>V71703</b> For hollow walls, GW 850 °C, sky blue</p>	<p><b>Surface mounting</b></p>  <p><b>09975.A</b> Depth 43.5 mm, RAL 9001 ivory <b>09975.01</b>: white</p>	 <p><b>14613</b> 3 modules, with screws <b>14613.G</b> As above, grey</p>	 <p><b>14653U...</b> 3 modules Dimensions: 119.5x80x9 mm</p>
4	<p><b>Flush mounting</b></p>  <p><b>V71304</b> For masonry walls, GW 650 °C, sky blue <b>V71304.AU</b> GW 960 °C, black <b>V71704</b> For hollow walls, GW 850 °C, sky blue</p>	<p><b>Table mounting</b></p>  <p><b>19784.B</b> 4 modules, white</p>	 <p><b>14614</b> 4 modules, with screws</p>	 <p><b>14654U...</b> 4 modules Dimensions: 142x80x9 mm</p>


























Installation methods - **Plana Up**

Modules	Boxes	Mounting frames	Cover plates*
7	<p><b>Flush mounting</b></p>  <p><b>V71306</b> For masonry walls, GW 650 °C, sky blue <b>V71306.AU</b> GW 960 °C, black</p> <p><b>Table mounting</b></p>  <p><b>V71706</b> For hollow walls GW 850 °C, 7 modules, white sky blue <b>19787.B</b></p>	 <p><b>14617</b> 7 modules, with screws</p>	 <p><b>14657U...</b> 7 modules Dimensions: 206x80x9 mm</p>
1	<p><b>For panels</b></p>  <p><b>16776.AU</b> GW 960 °C</p>	 <p><b>14626</b> 1 module, with screws</p>	 <p><b>14666U...</b> 1 module Dimensions: 40x80x9 mm</p>

Installation methods - Plana

Modules	Boxes	Mounting frames	Cover plates*	
1 and 2 for boxes ø 60 mm	<p><b>Flush mounting</b></p>  <p><b>V71001</b> For masonry walls, GW 650 °C, sky blue <b>V71001.AU</b> GW 960 °C, black</p>  <p><b>V71701</b> For hollow walls, for mounting frames without claws, GW 850 °C, sky blue</p>	<p><b>Surface mounting</b></p>  <p><b>09971.A</b> Depth 43.5 mm, RAL 9001 ivory <b>09971.01</b>: white</p>  <p><b>09972.01</b> Depth 30 mm, white</p>	  <p><b>14601</b> 1 module, with claws <b>14601.G</b> As above, grey</p> <p><b>14600</b> 1 module, without screws <b>14600.G</b> As above, grey</p>     <p><b>14602</b> 2 modules, with claws <b>14602.G</b> As above, grey</p> <p><b>14603</b> 2 modules, without screws <b>14603.G</b> As above, grey</p> <p><b>14604</b> 2 modules, with claws</p> <p><b>14605</b> 2 modules, without screws</p>	 <p><b>14641...</b> 1 module Dimensions: 80x80x9 mm</p>    <p><b>14642...</b> 2 modules Dimensions: 80x80x9 mm</p> <p><b>14642.C.01</b> 2 modules, with cover, white Dimensions: 80x80x14 mm</p> <p>14642.C.01 usage example</p>
	<p><b>Flush mounting</b></p>  <p><b>V71001</b> For masonry walls, GW 650 °C, sky blue <b>V71001.AU</b> GW 960 °C, black</p>  <p><b>V71701</b> For hollow walls, for mounting frames without claws, GW 850 °C, sky blue</p>   <p><b>V71303</b> For masonry walls, GW 650 °C, sky blue <b>V71303.AU</b> GW 960 °C, black</p> <p><b>V71703</b> For hollow walls, GW 850 °C, sky blue</p>	<p><b>Surface mounting</b></p>  <p><b>09971.A</b> Depth 43.5 mm, RAL 9001 ivory <b>09971.01</b>: white</p>  <p><b>09972.01</b> Depth 30 mm, white</p>  <p><b>09975.A</b> Depth 43.5 mm, RAL 9001 ivory <b>09975.01</b>: white</p>	    <p><b>14602</b> 2 modules, without screws <b>14602.G</b> As above, grey</p> <p><b>14603</b> 2 modules, without screws <b>14603.G</b> As above, grey</p> <p><b>14604</b> 2 modules, with claws</p> <p><b>14605</b> 2 modules, without screws</p>  <p><b>14612</b> 2 central modules, with screws</p>	  <p><b>14652...</b> 2 central modules, horizontal and vertical installation. Dimensions: 119.5x80x9 mm</p>
3	<p><b>Flush mounting</b></p>   <p><b>V71303</b> For masonry walls, GW 650 °C, sky blue <b>V71303.AU</b> GW 960 °C, black</p> <p><b>V71703</b> For hollow walls, GW 850 °C, sky blue</p>	<p><b>Surface mounting</b></p>  <p><b>09975.A</b> Depth 43.5 mm, RAL 9001 ivory <b>09975.01</b>: white</p>	 <p><b>14613</b> 3 modules, with screws <b>14613.G</b> As above, grey</p>	 <p><b>14653...</b> 3 modules Dimensions: 119.5x80x9 mm</p>
4	<p><b>Flush mounting</b></p>   <p><b>V71304</b> For masonry walls, GW 650 °C, sky blue <b>V71304.AU</b> GW 960 °C, black</p> <p><b>V71704</b> For hollow walls, GW 850 °C, sky blue</p>	<p><b>Table mounting</b></p>  <p><b>14784</b> 4 modules, white</p>	 <p><b>14614</b> 4 modules, with screws</p>	 <p><b>14654...</b> 4 modules Dimensions: 142x80x9 mm</p>

Installation methods - Plana

Modules	Boxes	Mounting frames	Cover plates*	
7	<p><b>Flush mounting</b></p>   <p><b>V71306</b> For masonry walls, GW 650 °C, sky blue <b>V71306.AU</b> GW 960 °C, black</p> <p><b>V71706</b> For hollow walls GW 850 °C, sky blue</p>	<p><b>Table mounting</b></p>  <p><b>14787</b> 7 modules, white</p>	 <p><b>14617</b> 7 modules, with screws</p>	 <p><b>14657...</b> 7 modules Dimensions: 206x80x9 mm</p>
8 (4+4)	<p><b>Flush mounting</b></p>   <p><b>V71318</b> For masonry walls, GW 650 °C, sky blue</p> <p><b>V71718</b> For hollow walls GW 850 °C, sky blue</p>	<p><b>Table mounting</b></p>  <p><b>14788</b> Desktop base, 8 modules, white</p>	 <p><b>01420</b> 4.3" IP touch screen, grey <b>01420.B</b>: white <b>01420.BN</b>: neutral</p>	 <p><b>14668...</b> 8 modules Dimensions: 142.5x151x9 mm Cover plate swivelled by 90° for 21554...</p>  <p><b>14618</b> 4+4 modules, with screws</p>  <p><b>14668...</b> 8 modules Dimensions: 142.5x151x9 mm</p>
	<p><b>Flush mounting</b></p>   <p><b>V71318</b> For masonry walls, GW 650 °C, sky blue</p> <p><b>V71718</b> For hollow walls GW 850 °C, sky blue</p>	<p><b>Table mounting</b></p>  <p><b>14788</b> Desktop base, 8 modules, white</p>	 <p><b>14618</b> 4+4 modules, with screws</p>	 <p><b>14668...</b> 8 modules Dimensions: 142.5x151x9 mm</p>
6 (3+3)	<p><b>Flush mounting</b></p>  <p><b>09996</b> For masonry walls, GW 650 °C, sky blue</p>		 <p><b>14619</b> 6 modules (3+3) 4x4", with screws</p>	 <p><b>14659...</b> 6 modules Dimensions: 120x132x11 mm</p>
14 (7+7)	<p><b>Flush mounting</b></p>   <p><b>V71320</b> For masonry walls, GW 650 °C, sky blue</p> <p><b>V71720</b> For hollow walls GW 850 °C, sky blue</p>	<p><b>Surface mounting</b></p>  <p><b>09920.01</b>: white</p>	 <p><b>14620...</b> 14 modules (7+7), with screws</p>	 <p><b>14690...</b> 14 modules (7+7) Dimensions: 206x148x11 mm</p>

Installation methods - Plana

Modules	Boxes	Mounting frames	Cover plates*
21 (7+7+7)	<p>Flush mounting</p> <p><b>V71321</b> For masonry walls, GW 650 °C, sky blue</p> <p>Surface mounting</p> <p><b>09921.01</b>, white</p>	<p><b>14621</b> 21 modules (7+7+7), with screws</p>	<p><b>14691...</b> 21 modules (7+7+7) Dimensions: 206x222x11 mm</p>
1	<p>For panels</p> <p><b>16776.AU</b> GW 960 °C</p>	<p><b>14626</b> 1 module, with screws</p>	<p><b>14666...</b> 1 module Dimensions: 40x80x9 mm</p>
2	<p>For panels</p> <p><b>16776.AU x 2</b> GW 960 °C</p>	<p><b>14627</b> 2 modules, with screws</p>	<p><b>14667...</b> 2 modules Dimensions: 40x137x9 mm</p>
1 and 2 for boxes ø 60 and 65 mm	<p>Flush mounting</p> <p><b>14601</b> 1 module, with claws <b>14601.G</b> As above, grey</p> <p><b>14600</b> 1 module, without screws <b>14600.G</b> As above, grey</p>	<p><b>14601</b> 1 module, with claws <b>14601.G</b> As above, grey</p> <p><b>14600</b> 1 module, without screws <b>14600.G</b> As above, grey</p>	<p><b>14641...</b> 1 module, Dimensions: 80x80x9 mm</p>
	<p><b>14602</b> 2 modules, with claws <b>14602.G</b> As above, grey</p> <p><b>14603</b> 2 modules, without screws <b>14603.G</b> As above, grey</p>	<p><b>14602</b> 2 modules, with claws <b>14602.G</b> As above, grey</p> <p><b>14603</b> 2 modules, without screws <b>14603.G</b> As above, grey</p> <p><b>14604</b> 2 modules, with claws</p> <p><b>14605</b> 2 modules, without screws</p>	<p><b>14642...</b> 2 modules, Dimensions: 80x80x9 mm</p> <p><b>14642.C.01</b> 2 modules, with cover, white Dimensions: 80x80x14 mm</p>
	<p><b>14602</b> 2 modules, with claws <b>14602.G</b> As above, grey</p> <p><b>14603</b> 2 modules, without screws <b>14603.G</b> As above, grey</p>	<p><b>14602</b> 2 modules, with claws <b>14602.G</b> As above, grey</p> <p><b>14603</b> 2 modules, without screws <b>14603.G</b> As above, grey</p> <p><b>14604</b> 2 modules, with claws</p> <p><b>14605</b> 2 modules, without screws</p>	<p><b>14652...</b> 2 central modules Dimensions: 119.5x80x9 mm</p>

British standard installation methods - Plana

Modules	Boxes	Devices/Mounting frames	Cover plates*
1 and 2	<p>Flush mounting</p> <p>British standard square mounting box Distance between centres: 60.3 mm</p>	<p><b>14606</b><sup>1</sup> 1 module, with M 3.5 screws, white</p> <p><b>14607</b><sup>1</sup> 2 modules, with M 3.5 screws</p>	<p><b>14647'...</b> 2 modules. Dimensions: 95x95x9 mm</p>
3 and monobloc	<p>Flush mounting</p> <p>British standard square mounting box Distance between centres: 60.3 mm</p>	<p><b>14608</b><sup>1</sup> 3 modules, with M 3.5 screws</p> <p><b>14215</b> Monobloc device example</p> <p><b>14017</b> Monobloc device example</p>	<p><b>14648'...</b> Cover plates for horizontal and vertical installation. Dimensions: 95x95x9 mm Only for monobloc devices.</p>
5 and monobloc	<p>Flush mounting</p> <p>British standard rectangular mounting box Distance between centres: 120.6 mm</p>	<p><b>14609</b><sup>1</sup> 5 modules, with M 3.5 screws</p> <p><b>14222</b> Monobloc device example with horizontal installation</p> <p><b>14291</b> Monobloc device example with vertical installation</p>	<p><b>14649'...</b> 5 modules and monobloc devices. For horizontal and vertical installation. Dimensions: 155x95x9 mm</p>

Plana installation methods with 71 mm and 57 mm distance between centres (German and French standard)

Plana installation methods with 71 mm and 57 mm distance between centres (German and French standard)

Modules	Boxes	Mounting frames	Cover plates*
2+2 with distance between centres 71 mm	<p>Flush mounting</p>	<p><b>2 x 14602</b> 2 modules, with claws</p> <p><b>2 x 14603</b> 2 modules, without screws</p> <p><b>2 x 14602</b> 2 modules, with claws</p> <p><b>2 x 14603</b> 2 modules, without screws</p>	<p><b>14643...</b> 4 (2+2) modules, for horizontal and vertical installation. Dimensions: 150.5x80x9 mm</p>
2+2+2 with distance between centres 71 mm	<p>Flush mounting</p>	<p><b>3 x 14602</b> 2 modules, with claws</p> <p><b>3 x 14603</b> 2 modules, without screws</p> <p><b>3 x 14602</b> 2 modules, with claws</p> <p><b>3 x 14603</b> 2 modules, without screws</p>	<p><b>14644...</b> 6 (2+2+2) modules, for horizontal and vertical installation. Dimensions: 221.5x80x9 mm</p>
2+2+2+2 with distance between centres 71 mm	<p>Flush mounting</p>	<p><b>4 x 14602</b> 2 modules, with claws</p> <p><b>4 x 14603</b> 2 modules, without screws</p> <p><b>4 x 14602</b> 2 modules, with claws</p> <p><b>4 x 14603</b> 2 modules, without screws</p>	<p><b>14669...</b> 8 (2+2+2+2) modules, for horizontal and vertical installation. Dimensions: 293x80x9 mm</p>
2+2 with distance between centres 57 mm	<p>Flush mounting</p>	<p><b>2 x 14605</b> 2 modules, without screws</p> <p><b>2 x 14604</b> 2 modules, with claws</p> <p><b>2 x 14605</b> 2 modules, without screws</p>	<p><b>14645...</b> 4 (2+2) modules, for horizontal and vertical installation. Dimensions: 136.5 x80x9 mm</p>
2+2+2 with distance between centres 57 mm	<p>Flush mounting</p>	<p><b>3 x 14605</b> 2 modules, without screws</p> <p><b>3 x 14604</b> 2 modules, with claws</p> <p><b>3 x 14605</b> 2 modules, without screws</p>	<p><b>14646...</b> 6 (2+2+2) modules, for horizontal and vertical installation. Dimensions: 193.5x80x9 mm</p>



# ENCLOSURES and BOXES

## Isobox: flush mounting boxes



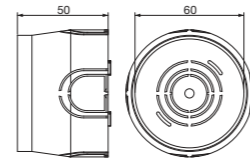
Flush mounting boxes for masonry walls



**V71001**  
(GW 650 °C), sky blue  
- 3 modules



**V71001.AU**  
(GW 960 °C), black  
- 3 modules



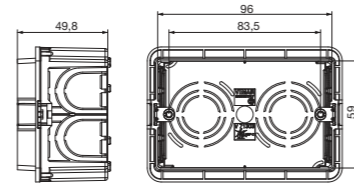
V71001, V71001.AU



**V71303**  
(GW 650 °C), sky blue  
- 3 modules



**V71303.AU**  
(GW 960 °C), black  
- 3 modules



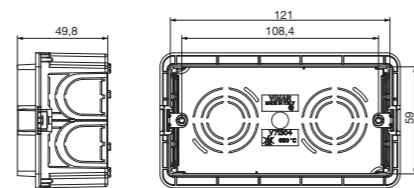
V71303, V71303.AU



**V71304**  
(GW 650 °C), sky blue  
- 4 modules



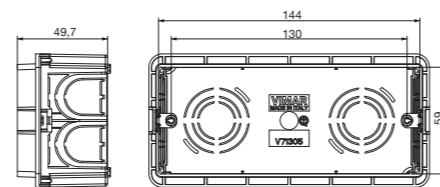
**V71304.AU**  
(GW 960 °C), black  
- 4 modules



V71304, V71304.AU



**V71305**  
(GW 650 °C), sky blue  
- 5 modules



V71305




Dividing screen for the creation of electrically separate modular compartments



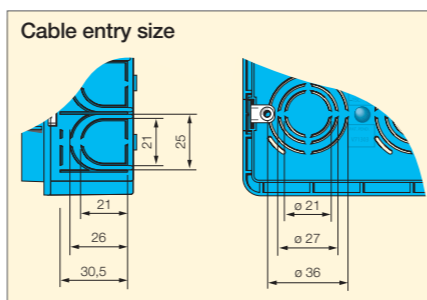
Knockouts on every side with various diameters



Perfectly placed boxes thanks to reference and locking pins



Breakable knockouts anchored to the body of the box in only two points



# ENCLOSURES and BOXES

## Isobox: flush mounting boxes



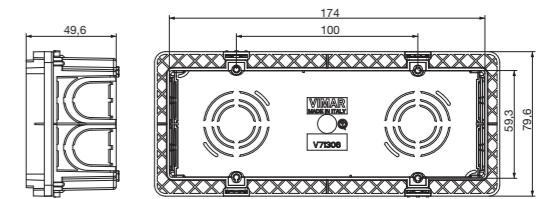
Flush mounting boxes for masonry walls



**V71306**  
(GW 650 °C), sky blue  
- 6/7 modules



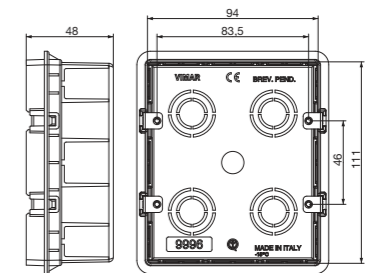
**V71306.AU**  
(GW 960 °C), black  
- 6/7 modules



V71306, V71306.AU



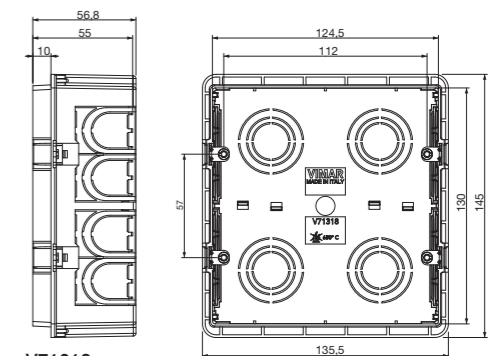
**09996**  
(GW 650 °C), sky blue  
- 6 modules (3+3 overlapping)



09996



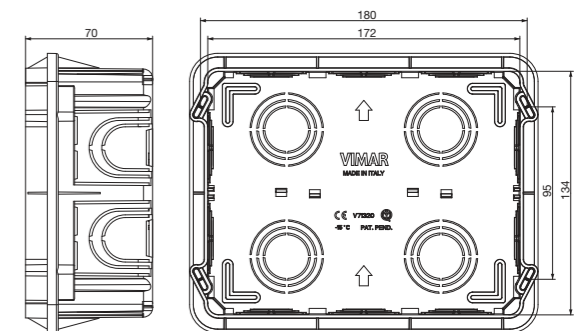
**V71318**  
(GW 650 °C), sky blue  
- 8 modules



V71318



**V71320**  
(GW 650 °C), sky blue  
- 12/14 modules



V71320

# ENCLOSURES and BOXES

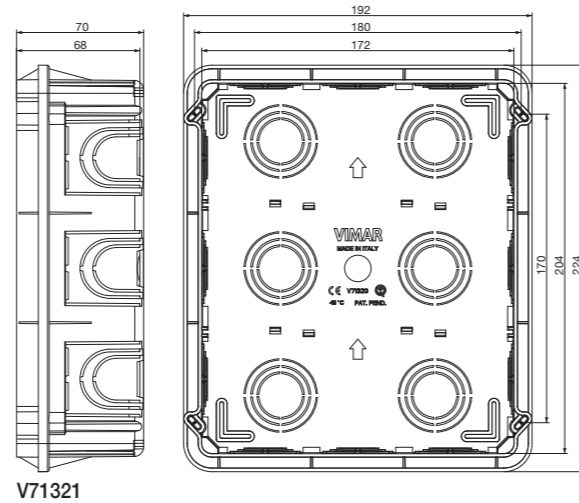
## Isobox: flush mounting boxes



### Flush mounting boxes for masonry walls



**V71321**  
(GW 650 °C), sky blue  
- 18/21 modules



V71321

### Anti-mortar protective covers for flush mounting masonry wall boxes



**V71011**  
Cover for boxes V71001 and  
V71001.AU, yellow



**V71323**  
Cover for boxes V71303 and  
V71303.AU, yellow



**V71324**  
Cover for boxes V71304 and  
V71304.AU, yellow



**V71326**  
Cover for boxes V71306 and  
V71306.AU, yellow

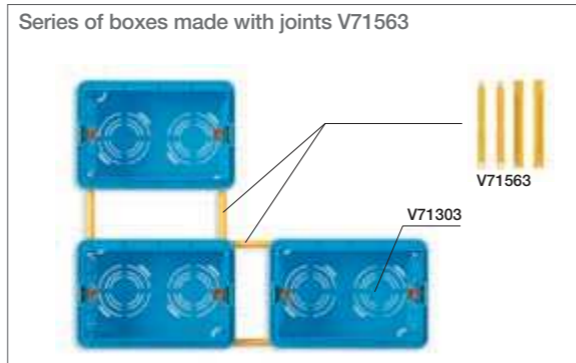


**V71328**  
Cover for boxes V71318 and  
V71718, yellow

### Accessories for flush mounting masonry wall boxes



**V71563**  
Coupling joint for horizontal and  
vertical compositions of flush mounting  
boxes V71303, V71304, V71305,  
V71306. Length 58.2 mm, yellow



Series of boxes made with joints V71563

# ENCLOSURES and BOXES

## Isobox: flush mounting boxes



### Flush mounting boxes for hollow walls



**V71701**  
Round ø 60 mm  
(GW 850 °C), sky blue, only suitable for  
mounting frames without claws



**V71703**  
(GW 850 °C), sky blue  
- 3 modules



**V71704**  
(GW 850 °C), sky blue  
- 4 modules



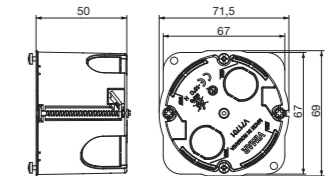
**V71706**  
(GW 850 °C), sky blue  
- 6/7 modules



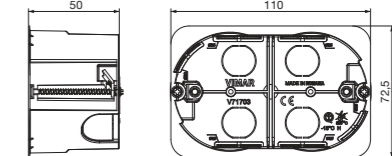
**V71718**  
(GW 850 °C), sky blue  
- 8 modules



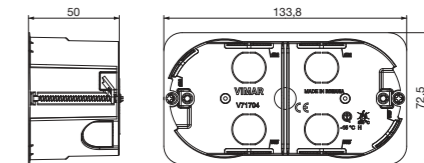
**V71720**  
Multifunction (GW 850 °C), sky blue.  
Casing for general (GP) use  
- 12/14 modules



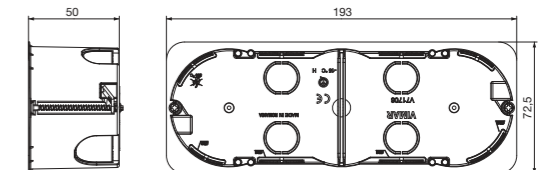
V71701



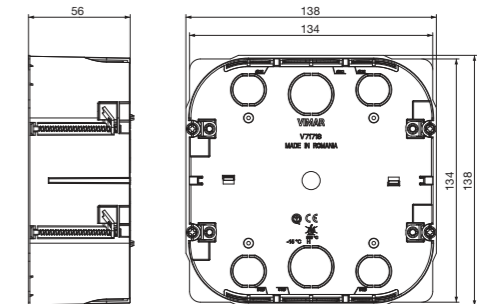
V71703



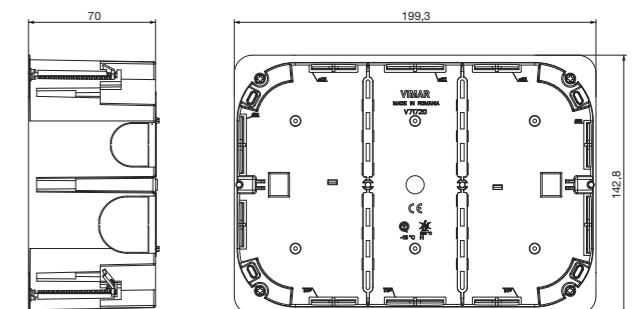
V71704



V71706



V71718



V71720

# ENCLOSURES and BOXES



## Isobox: flush mounting boxes

### Multifunction accessories for flush mounting boxes for hollow walls



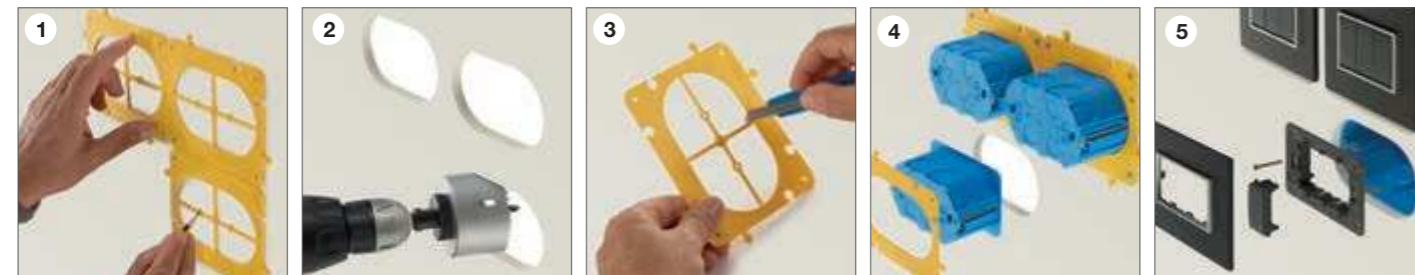
**V71571**  
Mounting frame for installing boxes V71701 on the inside of the wall, yellow:  
•centring template;  
•coupling joint for mounting boxes in horizontal or vertical series



**V71573**  
Mounting frame for installing boxes V71703 on the inside of the wall, yellow:  
•centring template;  
•coupling joint for mounting boxes in horizontal or vertical series



**V71574**  
Mounting frame for installing boxes V71704 on the inside of the wall, yellow:  
•centring template;  
•coupling joint for mounting boxes in horizontal or vertical series



1. and 2. Use the accessory (V71573) as a template for accurate drilling.  
3. Use a common cutter or electrician's scissors to remove the central grille. The accessory adapts to the box and can be used as a collar.  
4. Once the box is in position on the hole, fix it to the inside of the hollow wall using normal plasterboard screws  
5. The result is flush with the wall and concealed.

### Accessories for flush mounting masonry and hollow wall boxes



**V71550**  
Dividing screen for boxes V71303..., V71304..., V71305..., V71306..., V71703, V71704, V71706, yellow



**V71551**  
Horizontal dividing screen for boxes V71320, V71321, V71720, 09920..., 09921..., yellow. Designed to create electrically separate compartments inside the box



**Δ V71552**  
Horizontal dividing screen for boxes V71318 and V71718, yellow. Designed to create electrically separate compartments inside the box

### Covers for flush mounting masonry and hollow wall boxes



**02645**  
Round  $\varnothing$  76 mm with claws for  $\varnothing$  55-70 mm boxes, urea resin, white



**02646**  
Round  $\varnothing$  94 mm with claws for  $\varnothing$  75-85 mm boxes, urea resin, white



**02647**  
Square 82x82 mm with claws for  $\varnothing$  55-70 mm boxes, urea resin, white



**02648**  
Square 101x101 mm with claws for  $\varnothing$  75-85 mm boxes, urea resin, white



**02653**  
Rectangular with screws for boxes V71303..., urea resin, white. Fixing distance between centres 83.5 mm



**V71630**  
Rectangular with screws for boxes V71320 and V71720, white

# ENCLOSURES and BOXES



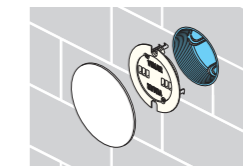
## Isobox: flush mounting boxes

### Flush-to-wall covers for flush mounting masonry and hollow wall boxes

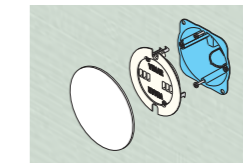


**V71632**  
Flush-to-wall cover for 2-module boxes, white

#### Fixing method



**Masonry walls.**  
The box mounting frame is fastened using **claws**, whereas the cover snaps into the mounting frame without leaving any screws visible.



**Hollow walls.**  
The box mounting frame is fastened using **screws**, while the cover snaps into the mounting frame without leaving any screws visible.

### Flush-to-wall covers for flush mounting masonry and hollow wall boxes



**V71633**  
Flush-to-wall cover for 3-module boxes, white



**V71634**  
Flush-to-wall cover for 4-module boxes, white



**V71631**  
Cover for mounting boxes V71318 and V71718, for snap fixing to anti-mortar cover V71328 included, white

### Flush-to-wall cover: installation on flush mounting boxes

**Compatibility.**  
Can be installed on flush mounting masonry and hollow wall boxes.

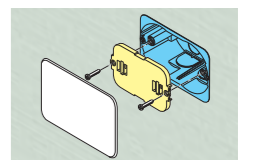
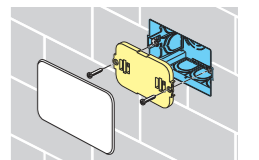


**Reversible mounting frame.**  
The mounting frame can be installed on both sides, depending on the box installation depth.

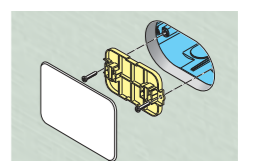
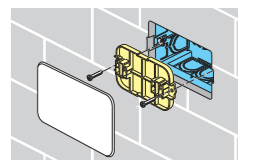
**Cover.**  
The cover is installed on the mounting frame using a snap-on system, which ensures that the installation is solid, with optimal aesthetic performance as there are no screws.

**Maximum aesthetic performance.**  
As the cover protrudes very little, can be painted and has a smooth surface, it is invisible even when installed in full view.

#### Installation with standard box depth



#### Installation with increased box depth



# ENCLOSURES and BOXES



## Isoset: surface mounting boxes

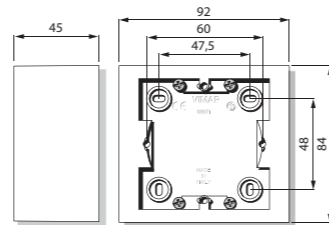
### Surface mounting boxes



**09971.A**  
Square for installation of 1 or 2 reduced Idea modules, ivory RAL 9001. Idea series: suitable only for the Classica cover plate



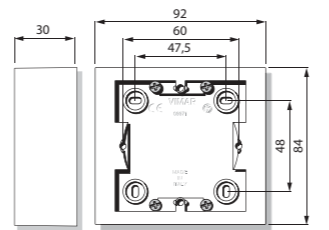
**09971.01**  
Square for installation of 1 or 2 reduced Idea modules, white. Idea series: suitable only for the Classica cover plate



09971...



**09972.01**  
Square for installation of 1 or 2 reduced Idea modules, white



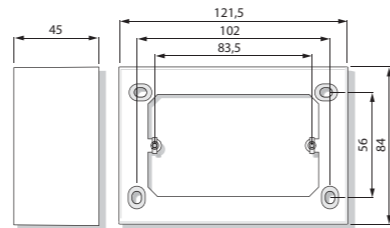
09972...



**09975.A**  
Square for installation of 3 modules, ivory RAL 9001. Idea series: suitable only for the Classica cover plate



**09975.01**  
Rectangular for installation of 3 modules, white. Idea series: suitable only for the Classica cover plate



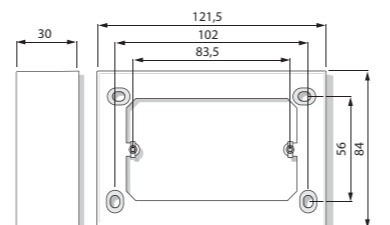
09975...



**09976.04**  
Rectangular for installation of 3 modules, Idea white. Idea series: suitable only for the Classica cover plate



**09976.14**  
Rectangular for installation of 3 modules, Idea grey. Idea series: suitable only for the Classica cover plate



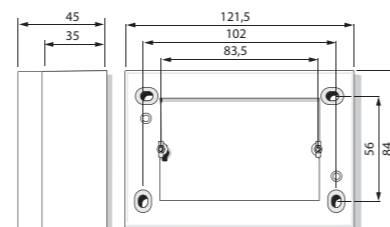
09976...



**09983**  
Rectangular for 3 modules, grey



**09983.01**  
Rectangular for 3 modules, white



09983...

# ENCLOSURES and BOXES



## Isoset: surface mounting boxes

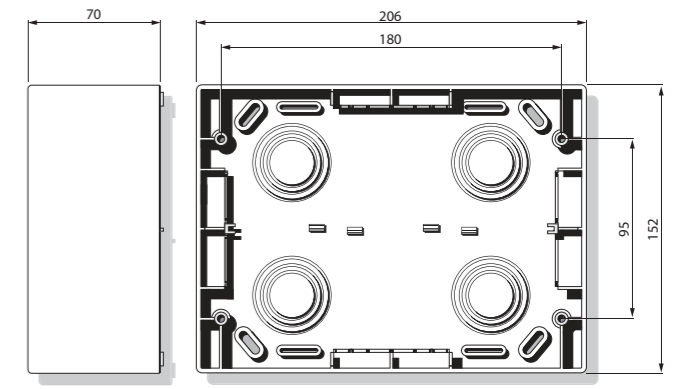
### Surface mounting boxes



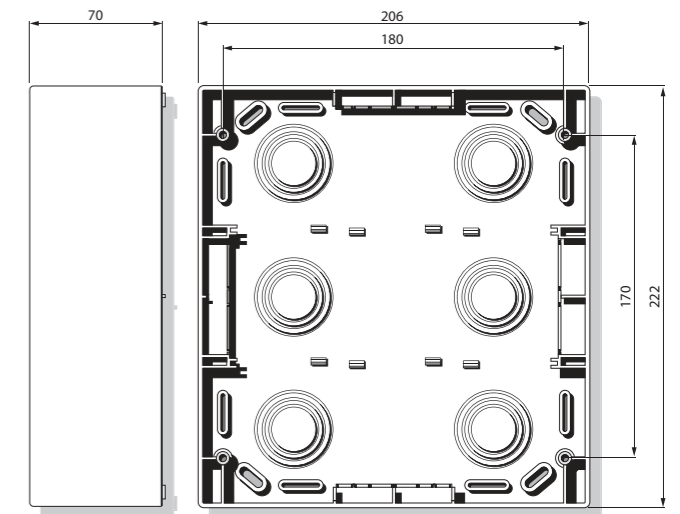
**09920.01**  
Rectangular for installation of 12 (6+6) modules, white



**09921.01**  
Rectangular for installation of 18 (6+6+6) modules, white



09920...



09921.01

# ENCLOSURES and BOXES



## Isoset: surface mounting IP40 enclosures

### Isoset IP40 enclosures



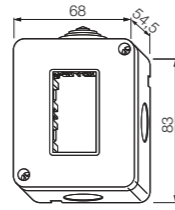
**14801**  
1 module



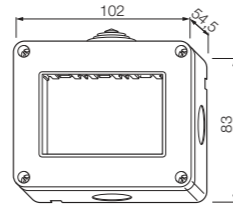
**14802**  
2 modules, devices for hooking horizontally and vertically



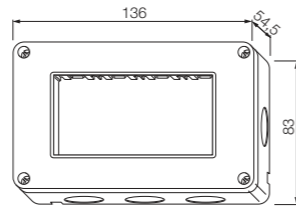
**14802.U**  
SICURY 2P+E 16 A-socket outlet, universal



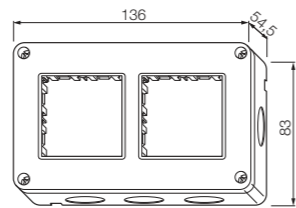
**14801, 14802**



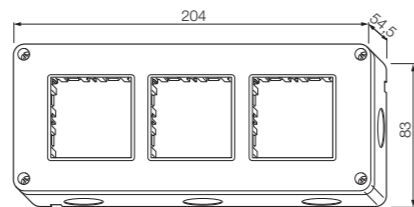
**14803**



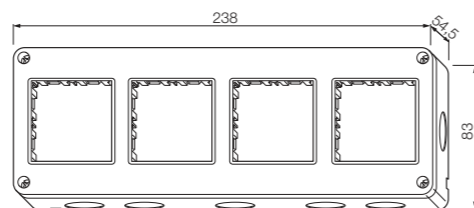
**14804**



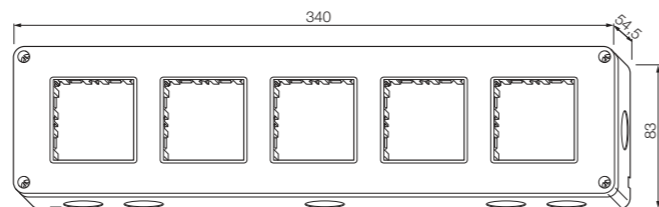
**14812**



**14813**



**14814**



**14815**



**14803**  
3 modules



**14804**  
4 modules



**14812**  
4 modules (2+2), devices for hooking horizontally and vertically



Hooking of devices on the same enclosure both vertically and horizontally.



**14813**  
6 modules (2+2+2), devices for hooking horizontally and vertically



**14814**  
8 modules (2+2+2+2), devices for hooking horizontally and vertically



**14815**  
10 modules (2+2+2+2+2), devices for hooking horizontally and vertically

# ENCLOSURES and BOXES



## Isoset: surface mounting IP40 enclosures

### Isoset IP40 enclosures



**14817**  
14 modules (2+2+2+2+2+2), devices for hooking horizontally and vertically



**14827**  
6 modules (3+3 horizontally)



**14832**  
8 modules (4+4 vertically)



**14833**  
12 modules (4+4+4 vertically)



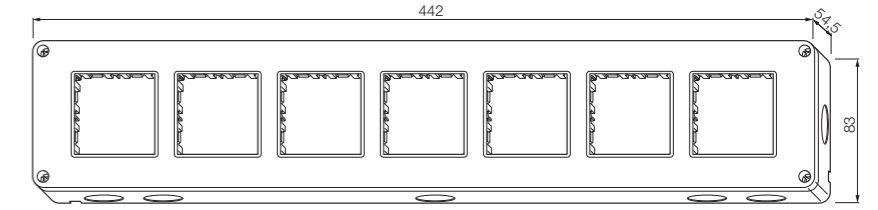
**14837**  
8 modules (4+4 horizontally)



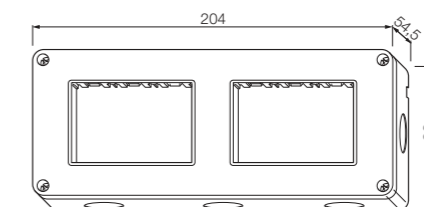
**14838**  
12 modules (4+4+4 horizontally)



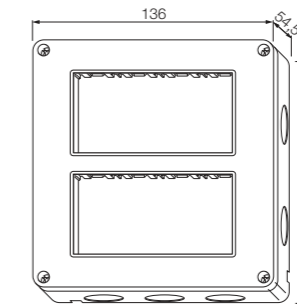
**14839**  
16 modules (4+4+4+4 horizontally)



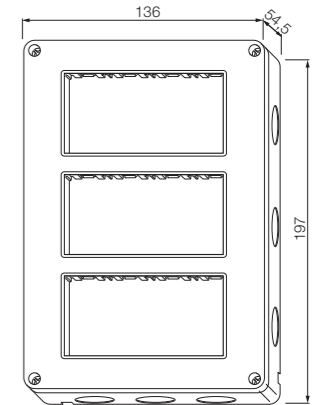
**14817**



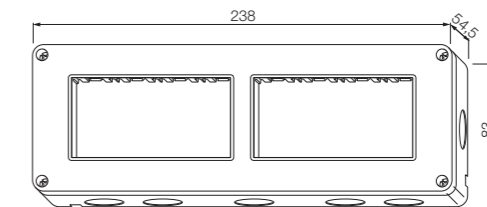
**14827**



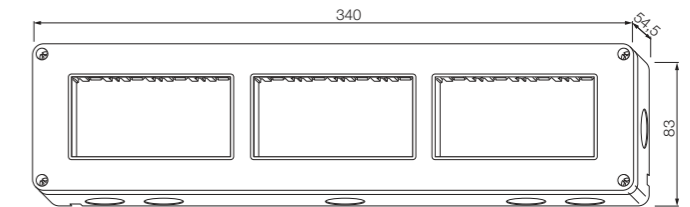
**14832**



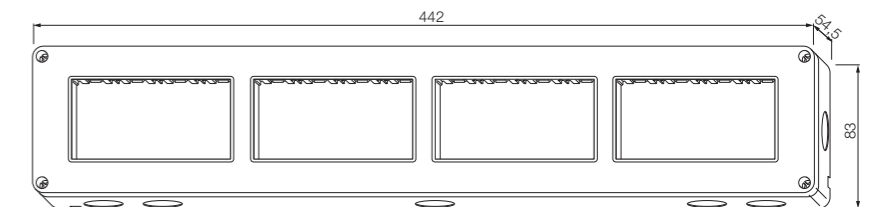
**14833**



**14837**



**14838**



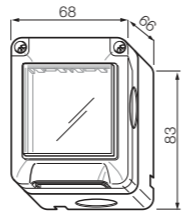
**14839**

# ENCLOSURES and BOXES

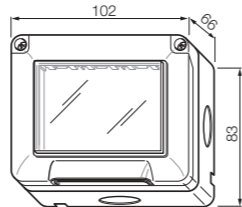


## Isoset: surface mounting IP55 enclosures

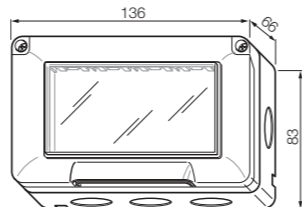
### Isoset IP55 enclosures



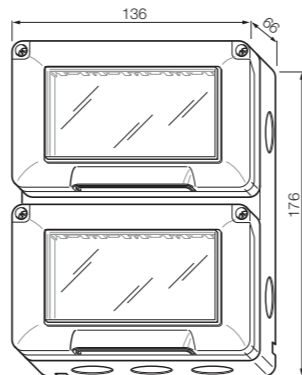
14901, 14902



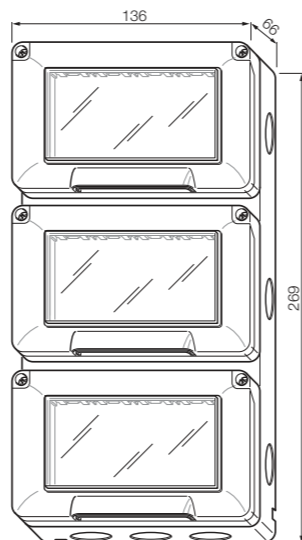
14903



14904



14912



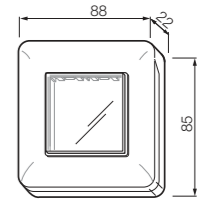
14913

# ENCLOSURES and BOXES

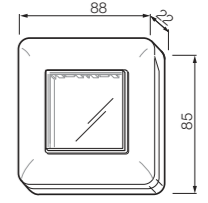


## Isoset: IP55 surface mounting covers

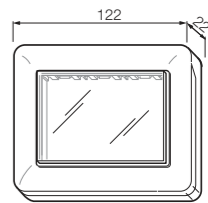
### Isoset IP55 covers



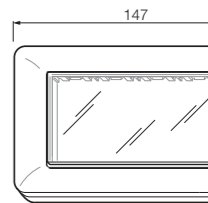
14931...



14932...



14943...



14944...



## ENCLOSURES and BOXES



### IP66 surface mounting enclosures and table mounting boxes

#### IP55 cover and IP66 surface mounting enclosures



**14963**  
Watertight IP55 cover with inserted plug, 2 Eikon, Arké and Plana modules, for installation on 3-module flush mounting box



**14962**  
IP66 watertight surface mounting enclosure with inserted plug, 2 modules Eikon, Arké and Plana



**14962.U**  
SICURY 2P+E 16 A 250 V~ universal socket outlet, Italian standard P40 in IP66 watertight surface mounting enclosure with inserted plug, white - 2 modules

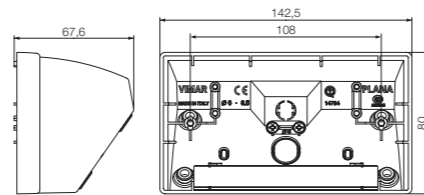


**14969**  
Pole fixing bracket for watertight enclosures 14962, 14962.U

#### Slanted table mounting boxes to be completed with mounting frame and cover plate



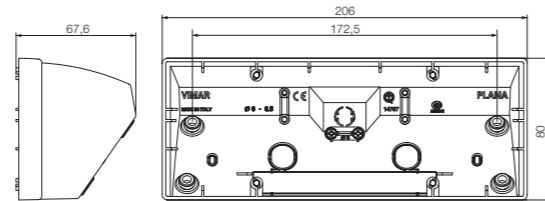
**14784**  
4 modules, white



**14784...**



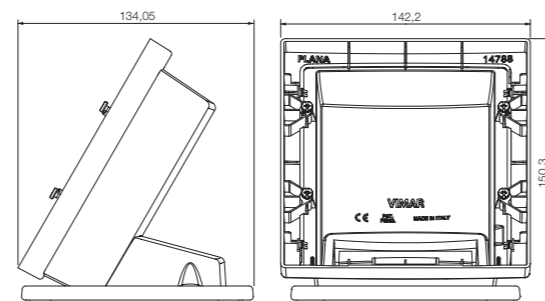
**14787**  
7 modules, white



**14787...**



**14788**  
Equipped with frame for 8-module cover plate - 8 modules (4+4), white



**14788...**

## ENCLOSURES and BOXES



### Floor mount turrets

#### Floor mount turrets



**V54313**  
Floor mount turret for Plana, Arké and Eikon devices, for installation in V54903 box. Supplied with specific mounting frame for installation on floating floors.



**V54903**  
Flush mounting box for floor mount turret - 3 modules  
To be completed with turret V54313



**V54412**  
Floor mounting retractable turret with hollow cover for Eikon, Arké and Plana devices for installation on floating floors. Supplied with 2 mounting frames with 6 modules. Installation in screed with dedicated mounting box V54912



**V54912.01**  
Floor mounting retractable turret with stainless steel cover for Eikon, Arké and Plana devices for installation on floating floors. Supplied with 2 mounting frames with 6 modules. Installation in screed with dedicated mounting box V54912



**V54912**  
Flush mounting box for screed, for 12-module floor mounting turrets



**V54420**  
Floor mounting retractable 20-module turret with hollow cover for Eikon, Arké and Plana devices for installation on floating floors. Supplied with 4 mounting frames with 5 modules. Installation in screed with dedicated mounting box V54920



**V54420.01**  
Floor mounting retractable 20-module turret with stainless steel cover for Eikon, Arké and Plana devices for installation on floating floors. Supplied with 4 mounting frames with 5 modules. Installation in screed with dedicated mounting box V54920



**V54920**  
Flush mounting box for screed, for 20-module floor mounting turrets



# Energia Positiva. Insieme

